



# Parts Manual IS5100Z Series Zero-Turn Riding Mower



| <b>Models:</b> | <b>Description:</b>  |
|----------------|--|
| 5900602        | 33HP Caterpillar Diesel w/ ROPS (IS5100Z/C33D) (2006)                      |
| 5900617        | 33HP Caterpillar Diesel w/ ROPS (IS5100Z/C33DCE) (2006)                    |
| 5900618        | 33HP Caterpillar Diesel w/ 61" Mower Deck & ROPS (IS5100Z/C33D61CE) (2006) |
| 5900622        | 61" Rear Discharge Mower Deck (5100/61R)                                   |
| 5900623        | 61" Rear Discharge Mower Deck - Export (5100/61RCE)                        |
| 5901167        | 72" Side Discharge Mower Deck (5100/72)                                    |
| 5901168        | 72" Rear Discharge Mower Deck (5100/72R)                                   |
| 5901169        | 72" Rear Discharge Mower Deck - Export (5100/72RCE)                        |
| 5901171        | 72" Side Discharge Mower Deck - Export (5100/72CE)                         |

**Briggs and Stratton Yard Power Products Group**

5375 North Main Street  
Munnsville, NY 13409 USA  
800-933-6175

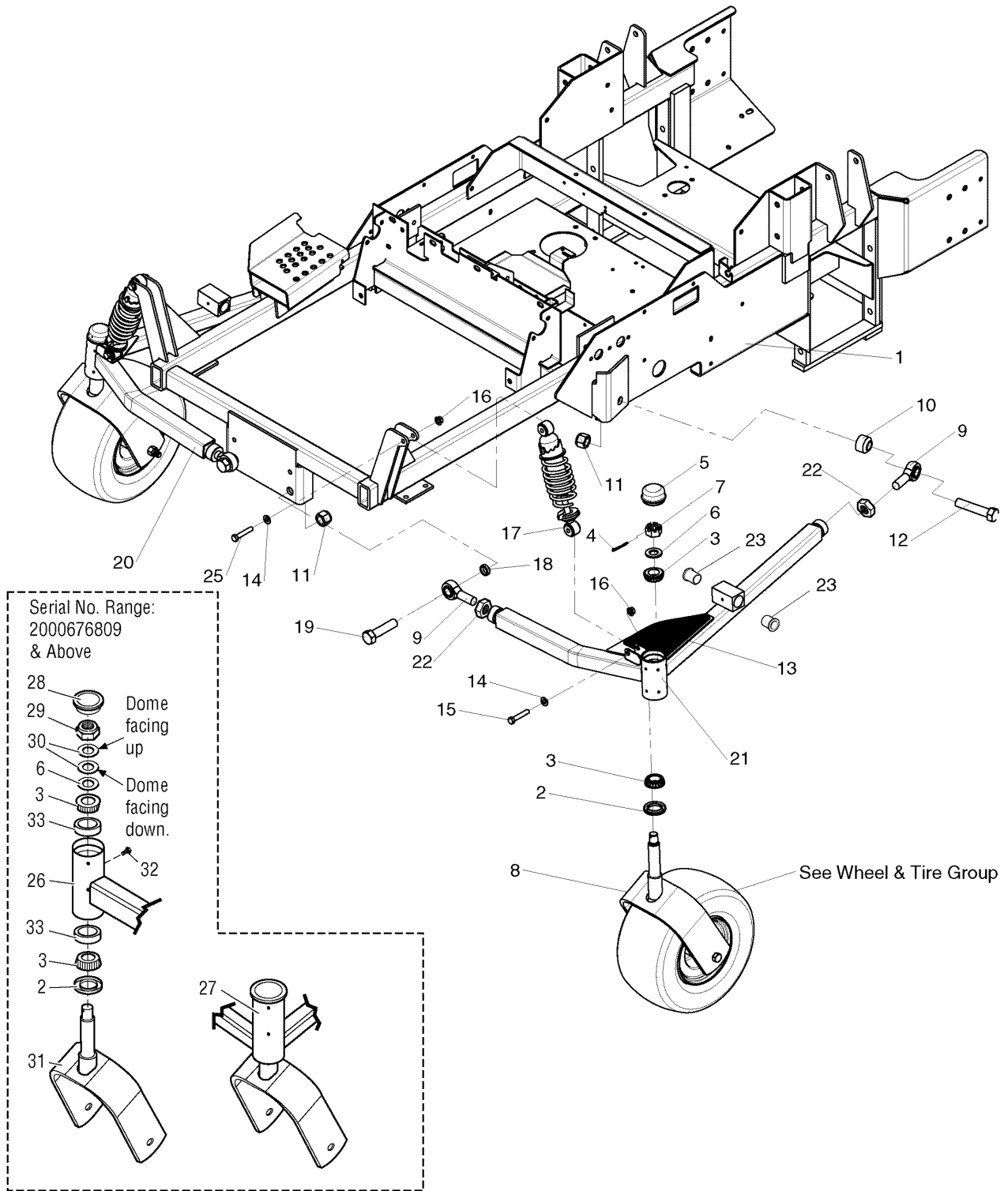
5100461  
Revision 21  
Rev. Date: 3/2007  
TP 400-7271-21-5Z-F



| <b>MODEL COMPONENTS</b>  | <b>PAGE</b>              |
|--|--------------------------|
| Main Frame & Front Suspension Group .....  | 4                        |
| Hood, Bumper & Shields Group (All Models - S/N: 2000592672 & Below) .....        | 6                        |
| Hood, Bumper & Shields Group (All Models - S/N: 2000592673 & Above) .....        | 10                       |
| Seat, Mount & Floor Group .....  | 14                       |
| Roll Bar & Seat Belt Group .....   | 16                       |
| Seat Compartment Group .....   | 18                       |
| Fuel Supply Hose & Tank Replacement Parts Group .....                            | 20                       |
| Fuel Tank & Mount Group .....  | 22                       |
| Instrument & Control Panel Group .....   | 24                       |
| Engine & Radiator Accessories Group .....  | 26                       |
| Engine & Mount Group .....   | 30                       |
| PTO Clutch & Anchor Group .....  | 32                       |
| Pump Mount & Drive Group .....   | 34                       |
| Motion Control Group .....   | 36                       |
| Hydraulic Group .....  | 40                       |
| Parking Brake Group .....  | 42                       |
| Rear Suspension Group .....  | 44                       |
| Deck Lift Group (S/N: 2000729893 & Below) .....                                  | 46                       |
| Deck Lift Group (S/N: 2000729894 & Above) .....                                  | 50                       |
| Gearbox Group .....  | 54                       |
| Wheels & Tires Group .....   | 56                       |
| Decals - Brands .....  | 58                       |
| Decals - Safety & Operation .....  | 60                       |
| Decals - Safety & Operation - Export .....                                       | 62                       |
| 61" & 72" Mower Deck - Hanger Chains .....                                       | 64                       |
| 61" Mower Deck - Deflector & Shield - Rear Discharge .....                       | 66                       |
| 61" & 72" Mower Deck - Housing, Covers, Spindles & Blades - Rear Discharge ..... | 68                       |
| 61" & 72" Mower Deck - Pulleys, Belt & Idler Arm - Rear Discharge .....          | 70                       |
| 61" Mower Deck - Rollers & Casters .....   | 72                       |
| 72" Mower Deck - Deflector & Shield - Rear Discharge .....                       | 74                       |
| 72" Mower Deck - Housing, Covers, Spindles & Blades - Side Discharge .....       | 76                       |
| 72" Mower Deck - Pulleys, Belt & Idler Arm - Side Discharge .....                | 78                       |
| 72" Mower Deck - Rollers & Casters .....   | 80                       |
| 61" & 72" Mower Decks - Rear Mount Bars .....                                    | 82                       |
| Electrical Schematics .....  | 84-89                    |
| <b>Torque Specification Chart .....</b>  | <b>Inside Back Cover</b> |

# Main Frame & Front Suspension Group

**NOTE:** Unless noted otherwise, use the standard hardware torque specification chart.



**The above parts group applies to the following Mfg. Nos.:**

- 5900602 (IS5100Z/C33D) (2006)
- 5900618 (IS5100Z/C33D61CE) (2006)
- 5900617 (IS5100Z/C33DCE) (2006)

## Main Frame & Front Suspension Group

| REF NO. | PART NO.   | QTY. | DESCRIPTION   |
|---------|------------|------|---|
| 1       | 5400242B   | 1    | WELD, MAIN FRAME IS5000 - RED                                     |
| 2       | 5021072    | 2    | SEAL, GREASE  |
| 3       | 5020884    | 4    | BEARING, TAPERED ROLLER, 1"                                       |
| 4       | 5025202X12 | 2    | 3/16 X 1-1/2 COTTER PIN   |
| 5       | 5021073    | 2    | CAP, DUST   |
| 6       | 5025160    | 2    | WASHER, 3/4" SAE  |
| 7       | 5025104    | 2    | NUT, 3/4-16 HEX SLOTTED   |
| 8       | 5401115B   | 2    | WELD, CASTER YOKE - RED   |
| 9       | 5022039    | 4    | BALL JOINT, 3/4-16, MALE  |
| 10      | 5046093    | 2    | SPACER, .75 X 1.50 X 1.00   |
| 11      | 5025284    | 4    | NUT, 3/4-16 HEX NYLON LOCK  |
| 12      | 5025265X28 | 2    | BOLT, 3/4-16 X 3-1/2" YZ GD5                                      |
| 13      | 5101003    | 1    | SAFETY WALK, IS5000Z A-ARM STEP                                   |
| 14      | 5025156    | 4    | WASHER, 3/8" SAE  |
| 15      | 5025013X16 | 2    | BOLT, 3/8-16 X 2" GD5 YZ  |
| 16      | 5025394    | 4    | NUT, 3/8-16 HEX NYLOCK FLANGE                                     |
| 17      | 5022842    | 2    | COIL-OVER SHOCK ASSEMBLY  |
| 18      | 5046011    | 2    | SPACER, .76 X 1.25 X .50  |
| 19      | 5025265X24 | 2    | BOLT, 3/4-16 X 3" YZ GD5  |
| 20      | 5300037B   | 1    | ASSM, SUSPENSION ARM RH   |
| 21      | 5300036B   | 1    | ASSM, SUSPENSION ARM LH   |
| 22      | 5025093    | 4    | NUT, 3/4-16 HEX JAM   |
| 23      | 5023343    | 4    | BUSHING, 1.00 X 1.13 X 1.38, PLASTIC                              |
| 24      | 5020095    | 2    | GREASE FITTING, 1/4-28 STRAIGHT (not shown)                       |
| 25      | 5025013X18 | 2    | BOLT, 3/8-16 X 2-1/4" GD5 YZ                                      |
| 26      | 5402217B   | 1    | WELD, SUSPENSION ARM - RH - RED (Serial No.: 2000676809 & Above)  |
| 27      | 5402216B   | 1    | WELD, SUSPENSION ARM - LH - RED (Serial No.: 2000676809 & Above)  |
| 28      | 5100882    | 2    | CAP, CASTER SPINDLE, LOW PROFILE (Serial No.: 2000676809 & Above) |
| 29      | 5025448    | 2    | NUT, 3/4-16, HEX JAM NYLON LOCK (Serial No.: 2000676809 & Above)  |
| 30      | 5025449    | 4    | BELLEVILLE WASHER, 1.500 X .755 (Serial No.: 2000676809 & Above)  |
| 31      | 5402206B   | 2    | WELD, CASTER YOKE - RED (Serial No.: 2000676809 & Above)          |
| 32      | 5025457    | 2    | BOLT, 1/4-28 X 1/2, GD5 YZ (Serial No.: 2000676809 & Above)       |
| 33      | 5020883    | 4    | BEARING CUP (Serial No.: 2000676809 & Above)                      |

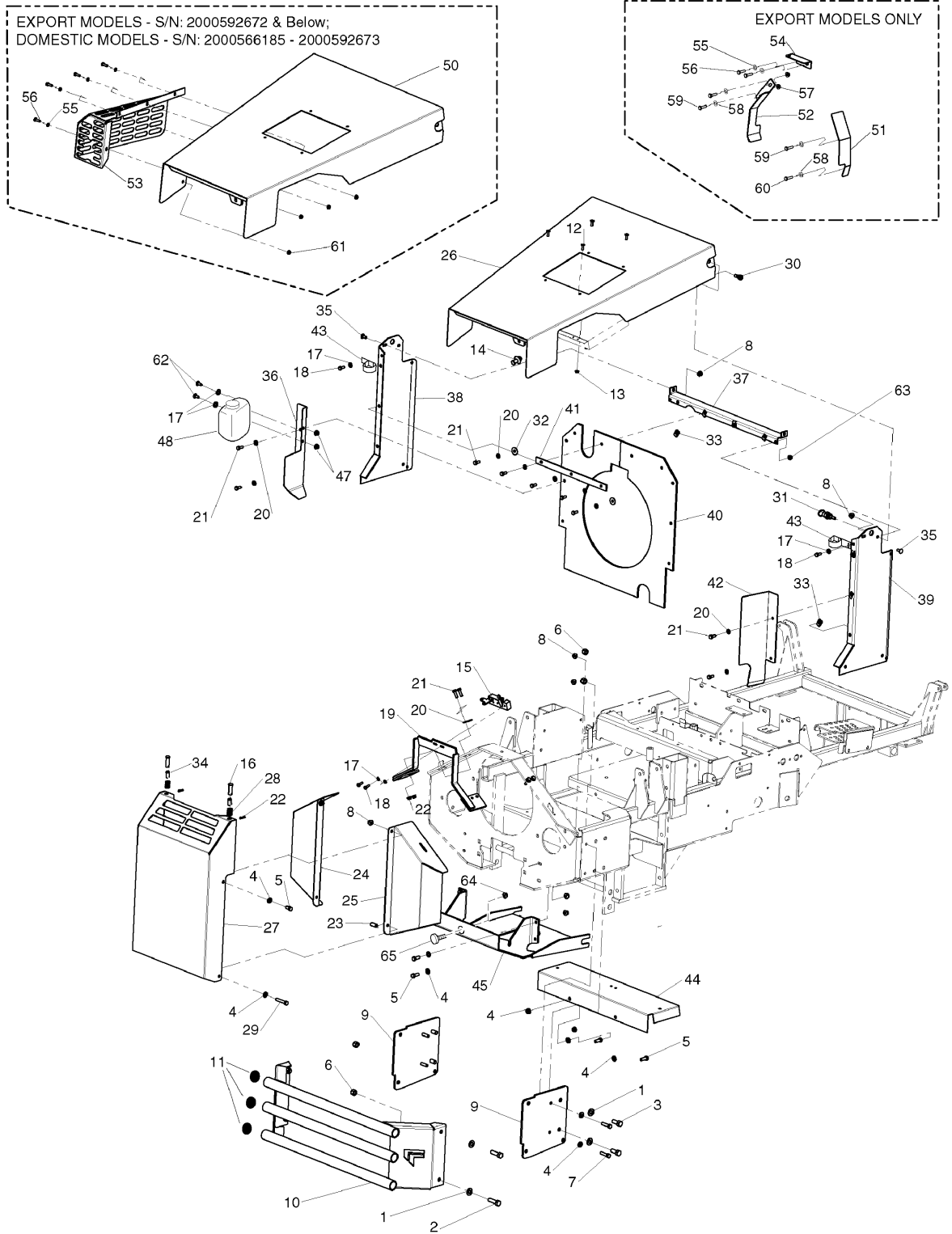
### Footnotes

The above parts group applies to the following Mfg. Nos.:

5900602 (IS5100Z/C33D) (2006)  
 5900618 (IS5100Z/C33D61CE) (2006)  
 5900617 (IS5100Z/C33DCE) (2006)

# Hood, Bumper & Shields Group (All Models - S/N: 2000592672 & Below)

**NOTE:** Unless noted otherwise,  
use the standard hardware torque  
specification chart.



**The above parts group applies to the following Mfg. Nos.:**

5900618 (IS5100Z/C33D61CE) (2006)

5900617 (IS5100Z/C33DCE) (2006)

5900602 (IS5100Z/C33D) (2006)

## **Hood, Bumper & Shields Group (All Models - S/N: 2000592672 & Below)**

| <b>REF NO.</b> | <b>PART NO.</b> | <b>QTY.</b> | <b>DESCRIPTION</b>                 |
|----------------|-----------------|-------------|------------------------------------|
| 1              | 5025158         | 8           | WASHER, 1/2" SAE                   |
| 2              | 5025018X14      | 4           | BOLT, 1/2-20 X 1-3/4" GD5 YZ       |
| 3              | 5025018X10      | 4           | BOLT, 1/2-20 X 1-1/4" GD5 YZ       |
| 4              | 5025156         | 12          | WASHER, 3/8" SAE                   |
| 5              | 5025013X8       | 4           | BOLT, 3/8-16 X 1" GD5 YZ           |
| 6              | 5025098         | 8           | NUT, 1/2-20 HEX NYLON LOCK         |
| 7              | 5025013X10      | 6           | BOLT, 3/8-16 X 1-1/4" GD5          |
| 8              | 5025394         | 12          | NUT, 3/8-16 HEX NYLOCK FLANGE      |
| 9              | 5400625B        | 2           | PLATE, BUMPER MOUNT - RED          |
| 10             | 5400255B        | 1           | WELD, BUMPER, SERVICE IS4500 - RED |
| 11             | 5023484         | 6           | PLUG, PANEL, 1.25 - BLACK          |
| 12             | 5025299X4       | 4           | SCREW, 1/4-20 X 1/2" ALLEN BH      |
| 13             | 5025391         | 4           | NUT, 1/4-20 NYLOCK FLANGE          |
| 14             | 5100266         | 1           | BOLT/WASHER ASM HOOD LATCH         |
| 15             | 5100265         | 1           | HOOD LATCH, IS5000                 |
| 16             | 5022807         | 2           | BUMPER, RUBBER, 5/16-18            |
| 17             | 5025154         | 6           | WASHER, 1/4" SAE                   |
| 18             | 5025010X8       | 4           | BOLT, 1/4-20 X 1", GD5             |
| 19             | 5400937B        | 1           | WELD, MOUNT HOOD LATCH - RED       |
| 20             | 5025155         | 11          | WASHER, 5/16" SAE                  |
| 21             | 5025011X8       | 16          | BOLT, 5/16-18 X 1" GD5 YZ          |
| 22             | 5025392         | 6           | NUT, 5/16-18 HEX NYLOCK FLANGE     |
| 23             | 5044959         | 2           | SPACER, .38 X .50 X 1.00           |
| 24             | 5400345B        | 1           | WELD, BUMPER SIDE LH IS5000 - RED  |
| 25             | 5400343B        | 1           | WELD, BUMPER SIDE RH IS5000 - RED  |
| 26             | 5400340B        | 1           | WELD, IS5000 HOOD - RED            |
| 27             | 5400341B        | 1           | WELD, CENTER BUMPER IS5000 - RED   |
| 28             | 5061833         | 2           | SPRING, HOOD LATCH                 |
| 29             | 5025013X14      | 2           | BOLT, 3/8-16 X 1-3/4" GD5          |
| 30             | 5025356         | 2           | BOLT, 3/8-16 X 3/8", 1/2" SHOULDER |
| 31             | 5100010         | 1           | PIN, LATCH, SPR LOADED-PULL ACT    |
| 32             | 5044617         | 3           | WASHER, .34 X 1.25 X 10 GA         |
| 33             | 5022308         | 10          | BODY CLIP, 5/16-18 X 1/2" DEEP     |
| 34             | 5047199         | 2           | SPACER, .38 X .50 X .75            |
| 35             | 5025145X6       | 2           | BOLT, 5/16-18 X 3/4", CARRIAGE     |
| 36             | 5401089B        | 1           | GUARD, FAN, LH - RED               |
| 37             | 5400813B        | 1           | SHROUD, SUPPORT                    |
| 38             | 5400765B        | 1           | WELD, SHROUD CHANNEL - LH - RED    |
| 39             | 5400786B        | 1           | WELD, SHROUD CHANNEL, RH - RED     |
| 40             | 5100178         | 1           | SHROUD, RUBBER IS5000Z             |
| 41             | 5061268B        | 1           | BAR, RUBBER SUPPORT SIDE           |

### **Footnotes**

---

#### **The above parts group applies to the following Mfg. Nos.:**

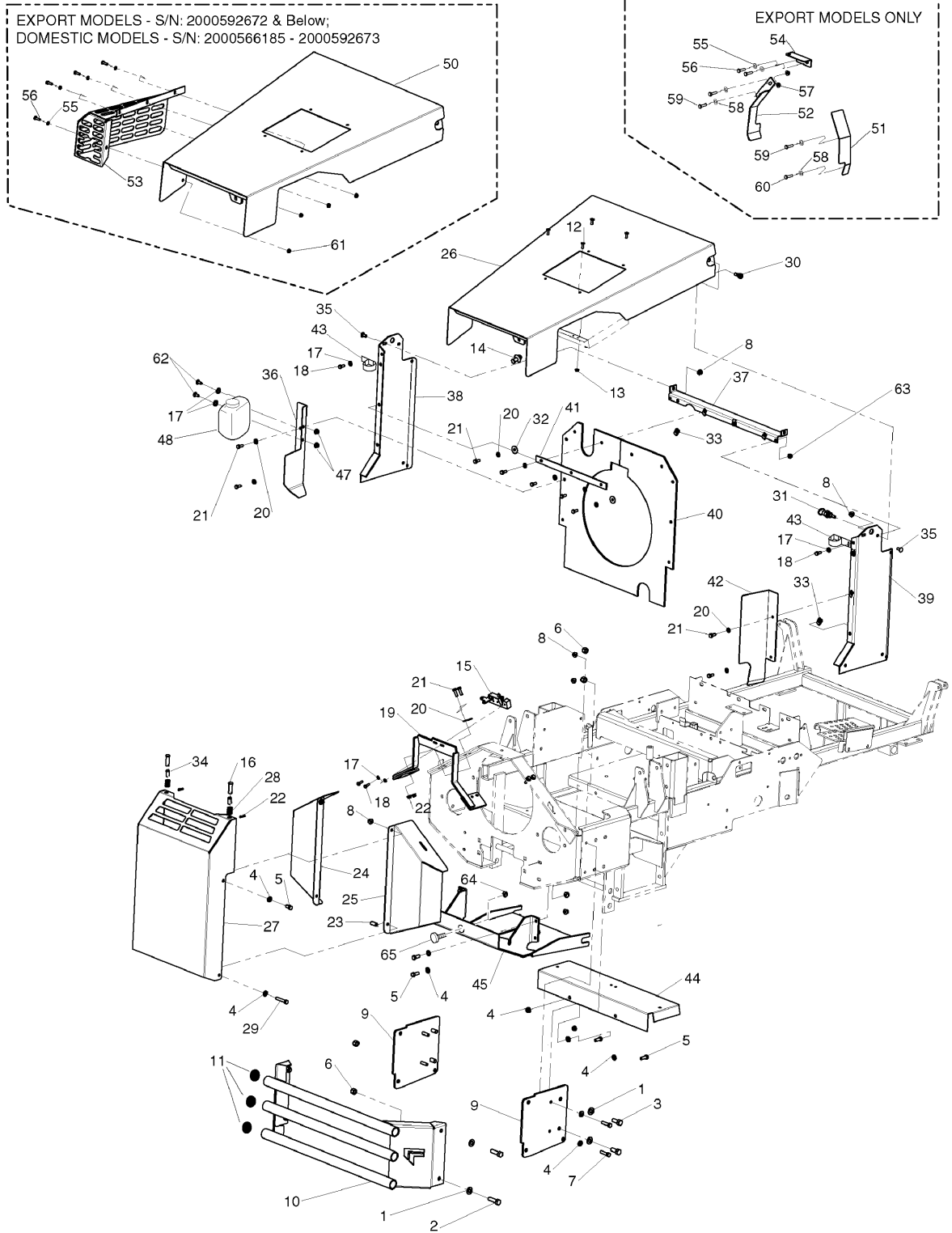
5900618 (IS5100Z/C33D61CE) (2006)

5900617 (IS5100Z/C33DCE) (2006)

5900602 (IS5100Z/C33D) (2006)

# Hood, Bumper & Shields Group (All Models - S/N: 2000592672 & Below)

**NOTE:** Unless noted otherwise, use the standard hardware torque specification chart.



**The above parts group applies to the following Mfg. Nos.:**

5900618 (IS5100Z/C33D61CE) (2006)

5900617 (IS5100Z/C33DCE) (2006)

5900602 (IS5100Z/C33D) (2006)



## **Hood, Bumper & Shields Group (All Models - S/N: 2000592672 & Below)**

| <b>REF NO.</b> | <b>PART NO.</b> | <b>QTY.</b> | <b>DESCRIPTION</b>  |
|----------------|-----------------|-------------|---|
| 42             | 5401090B        | 1           | GUARD, FAN, RH - RED  |
| 43             | 5021500         | 2           | CLAMP, VINYL INSULATED  |
| 44             | 5401140B        | 1           | SHIELD, DEBRIS - RED  |
| 45             | 5400926B        | 1           | WELD, SKID PLATE - RED  |
| 46             | 5022922         | 1           | CLAMP, #4 HOSE, STAINLESS (not shown)   |
| 47             | 5025126         | 2           | NUT, 1/4-20 HEX SERR. FLANGE  |
| 48             | 5022883X34      | 1           | EXPANSION TANK (includes Ref. No. 49)   |
| 49             | 5022883X35      | 1           | CAP (not shown)   |
| 50             | 5401652B        | 1           | WELD, HOOD, IS5100ZCE (CE - EXPORT MODELS & S/N: 2000566185 & ABOVE DOMESTIC MODELS)          |
| 51             | 5401416B        | 1           | GUARD, FLYWHEEL CE, RH (CE - EXPORT MODELS ONLY)  |
| 52             | 5401418B        | 1           | GUARD, FLYWHEEL CE, LH (CE - EXPORT MODELS ONLY)  |
| 53             | 5401547B        | 1           | WELD, MUFFLER GUARD, IS5100ZCE (CE - EXPORT MODELS & S/N: 2000566185 & ABOVE DOMESTIC MODELS) |
| 54             | 5401417B        | 1           | GUARD, HOOD LATCH (CE - EXPORT MODELS ONLY)   |
| 55             | 5025154         | 6           | WASHER, 1/4" SAE (CE - EXPORT MODELS & S/N: 2000566185 & ABOVE DOMESTIC MODELS)               |
| 56             | 5025010X6       | 6           | BOLT, 1/4-20 X 3/4" GD5 YZ (CE - EXPORT MODELS & S/N: 2000566185 & ABOVE DOMESTIC MODELS)     |
| 57             | 5025392         | 2           | NUT, 5/16-18 HEX NYLOCK FLANGE (CE - EXPORT MODELS & S/N: 2000566185 & ABOVE DOMESTIC MODELS) |
| 58             | 5025155         | 4           | WASHER, 5/16" SAE (CE - EXPORT MODELS & S/N: 2000566185 & ABOVE DOMESTIC MODELS)              |
| 59             | 5025011X8       | 3           | BOLT, 5/16-18 X 1" GD5 YZ (CE - EXPORT MODELS & S/N: 2000566185 & ABOVE DOMESTIC MODELS)      |
| 60             | 5025011X10      | 1           | BOLT, 5/16-18 X 1-1/4" GD5 YZ (CE - EXPORT MODELS & S/N: 2000566185 & ABOVE DOMESTIC MODELS)  |
| 61             | 5025391         | 4           | NUT, 1/4-20 HEX NYLOCK FLANGE (CE - EXPORT MODELS & S/N: 2000566185 & ABOVE DOMESTIC MODELS)  |
| 62             | 5025010X6       | 2           | BOLT, 1/4-20 X 3/4"   |
| 63             | 5025126         | 2           | NUT, 1/4-20 SERRATED FLANGE   |
| 64             | 5025057         | 2           | NUT, 5/16-18 HEX NYLON LOCK (CE - EXPORT MODELS & S/N: 2000566185 & ABOVE DOMESTIC MODELS)    |
| 65             | 5022807         | 2           | BUMPER, RUBBER, 5/16-18 (CE - EXPORT MODELS & S/N: 2000566185 & ABOVE DOMESTIC MODELS)        |

### **Footnotes**

---

#### **The above parts group applies to the following Mfg. Nos.:**

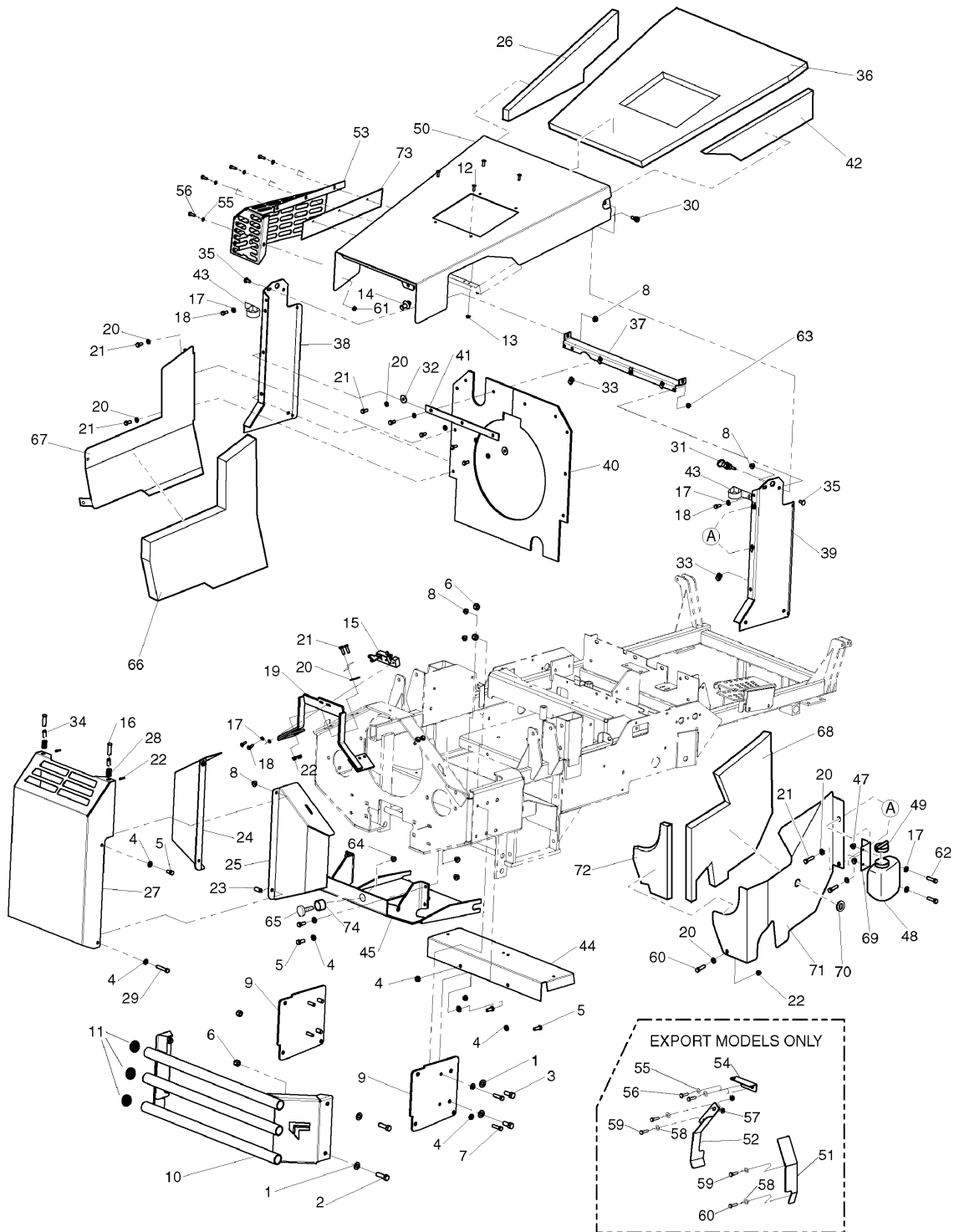
5900618 (IS5100Z/C33D61CE) (2006)

5900617 (IS5100Z/C33DCE) (2006)

5900602 (IS5100Z/C33D) (2006)

## Hood, Bumper & Shields Group (All Models - S/N: 2000592673 & Above)

NOTE: Unless noted otherwise,  
use the standard hardware torque  
specification chart.



The above parts group applies to the following Mfg. Nos.:

5900618 (IS5100Z/C33D61CE) (2006)

5900617 (IS5100Z/C33DCE) (2006)

5900602 (IS5100Z/C33D) (2006)

## **Hood, Bumper & Shields Group (All Models - S/N: 2000592673 & Above)**

| <b>REF NO.</b> | <b>PART NO.</b> | <b>QTY.</b> | <b>DESCRIPTION</b>                 |
|----------------|-----------------|-------------|------------------------------------|
| 1              | 5025158         | 8           | WASHER, 1/2" SAE                   |
| 2              | 5025018X14      | 4           | BOLT, 1/2-20 X 1-3/4" GD5 YZ       |
| 3              | 5025018X10      | 4           | BOLT, 1/2-20 X 1-1/4" GD5 YZ       |
| 4              | 5025156         | 12          | WASHER, 3/8" SAE                   |
| 5              | 5025013X8       | 4           | BOLT, 3/8-16 X 1" GD5 YZ           |
| 6              | 5025098         | 8           | NUT, 1/2-20 HEX NYLON LOCK         |
| 7              | 5025013X10      | 6           | BOLT, 3/8-16 X 1-1/4" GD5          |
| 8              | 5025394         | 12          | NUT, 3/8-16 HEX NYLOCK FLANGE      |
| 9              | 5400625B        | 2           | PLATE, BUMPER MOUNT - RED          |
| 10             | 5400255B        | 1           | WELD, BUMPER, SERVICE IS4500 - RED |
| 11             | 5023484         | 6           | PLUG, PANEL, 1.25 - BLACK          |
| 12             | 5025299X4       | 4           | SCREW, 1/4-20 X 1/2" ALLEN BH      |
| 13             | 5025391         | 4           | NUT, 1/4-20 NYLOCK FLANGE          |
| 14             | 5100266         | 1           | BOLT/WASHER ASM HOOD LATCH         |
| 15             | 5100265         | 1           | HOOD LATCH, IS5000                 |
| 16             | 5022807         | 2           | BUMPER, RUBBER, 5/16-18            |
| 17             | 5025154         | 6           | WASHER, 1/4" SAE                   |
| 18             | 5025010X8       | 4           | BOLT, 1/4-20 X 1", GD5             |
| 19             | 5400937B        | 1           | WELD, MOUNT HOOD LATCH - RED       |
| 20             | 5025155         | 11          | WASHER, 5/16" SAE                  |
| 21             | 5025011X8       | 16          | BOLT, 5/16-18 X 1" GD5 YZ          |
| 22             | 5025392         | 6           | NUT, 5/16-18 HEX NYLOCK FLANGE     |
| 23             | 5044959         | 2           | SPACER, .38 X .50 X 1.00           |
| 24             | 5400345B        | 1           | WELD, BUMPER SIDE LH IS5000 - RED  |
| 25             | 5400343B        | 1           | WELD, BUMPER SIDE RH IS5000 - RED  |
| 26             | 5402325         | 1           | FOAM BAFFLE, HOOD - LEFT           |
| 27             | 5400341B        | 1           | WELD, CENTER BUMPER IS5000 - RED   |
| 28             | 5061833         | 2           | SPRING, HOOD LATCH                 |
| 29             | 5025013X14      | 2           | BOLT, 3/8-16 X 1-3/4" GD5          |
| 30             | 5025356         | 2           | BOLT, 3/8-16 X 3/8", 1/2" SHOULDER |
| 31             | 5100010         | 1           | PIN, LATCH, SPR LOADED-PULL ACT    |
| 32             | 5044617         | 3           | WASHER, .34 X 1.25 X 10 GA         |
| 33             | 5022308         | 10          | BODY CLIP, 5/16-18 X 1/2" DEEP     |
| 34             | 5047199         | 2           | SPACER, .38 X .50 X .75            |
| 35             | 5025145X6       | 2           | BOLT, 5/16-18 X 3/4", CARRIAGE     |
| 36             | 5402324         | 1           | FOAM BAFFLE, HOOD - CENTER         |
| 37             | 5400813B        | 1           | SHROUD, SUPPORT                    |
| 38             | 5400765B        | 1           | WELD, SHROUD CHANNEL - LH - RED    |
| 39             | 5400786B        | 1           | WELD, SHROUD CHANNEL, RH - RED     |
| 40             | 5100178         | 1           | SHROUD, RUBBER IS5000Z             |
| 41             | 5061268B        | 1           | BAR, RUBBER SUPPORT SIDE           |

### **Footnotes**

---

#### **The above parts group applies to the following Mfg. Nos.:**

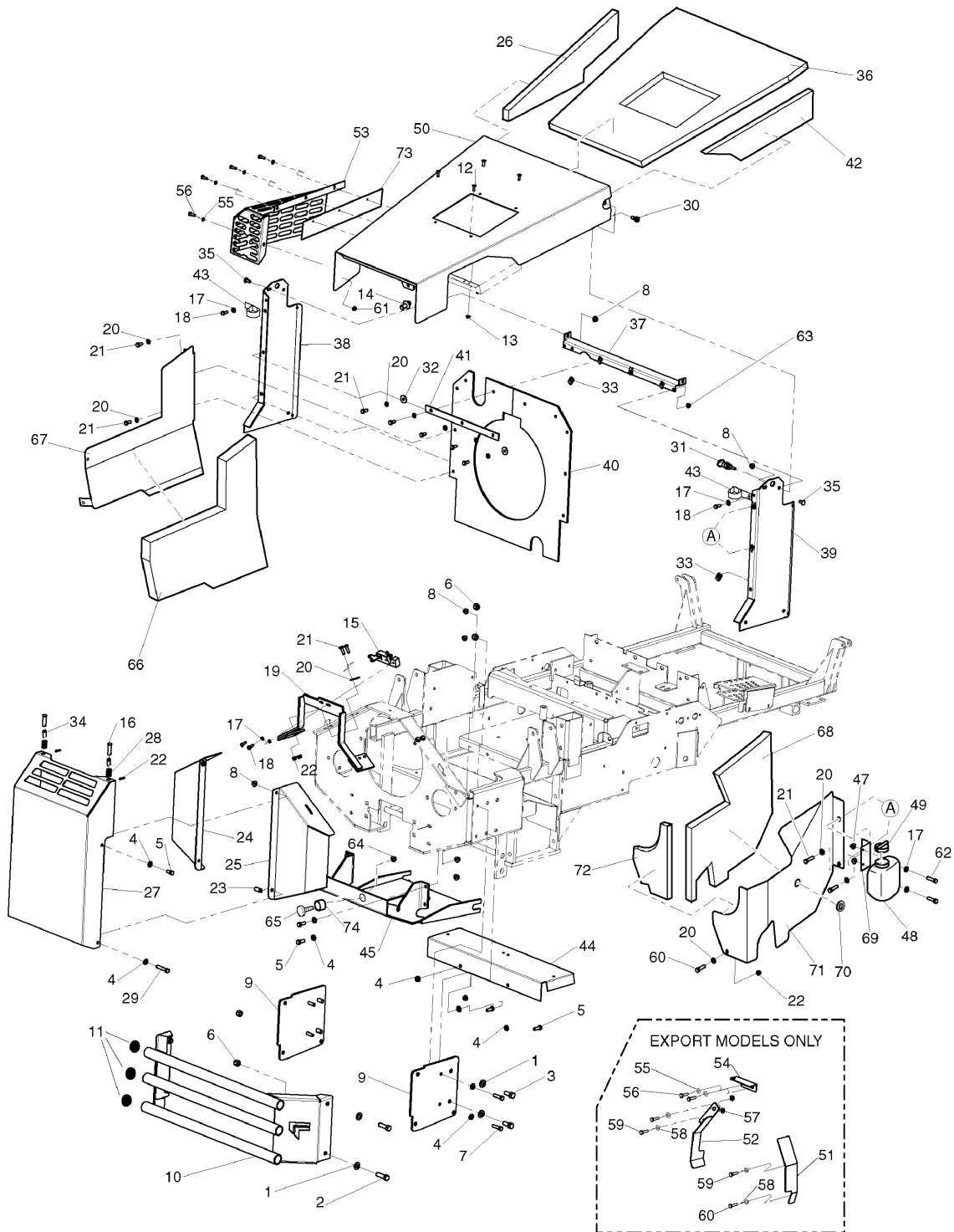
5900618 (IS5100Z/C33D61CE) (2006)

5900617 (IS5100Z/C33DCE) (2006)

5900602 (IS5100Z/C33D) (2006)

## Hood, Bumper & Shields Group (All Models - S/N: 2000592673 & Above)

NOTE: Unless noted otherwise,  
use the standard hardware torque  
specification chart.



The above parts group applies to the following Mfg. Nos.:

5900618 (IS5100Z/C33D61CE) (2006)

5900617 (IS5100Z/C33DCE) (2006)

5900602 (IS5100Z/C33D) (2006)

### **Hood, Bumper & Shields Group (All Models - S/N: 2000592673 & Above)**

| <b>REF NO.</b> | <b>PART NO.</b> | <b>QTY.</b> | <b>DESCRIPTION</b>                               |
|----------------|-----------------|-------------|--|
| 42             | 5402326         | 1           | FOAM BAFFLE, HOOD - RIGHT                        |
| 43             | 5021500         | 2           | CLAMP, VINYL INSULATED                           |
| 44             | 5401140B        | 1           | SHIELD, DEBRIS - RED                             |
| 45             | 5400926B        | 1           | WELD, SKID PLATE - RED                           |
| 46             | 5022922         | 1           | CLAMP, #4 HOSE, STAINLESS (not shown)            |
| 47             | 5025126         | 2           | NUT, 1/4-20 HEX SERR. FLANGE                     |
| 48             | 5022883X34      | 1           | EXPANSION TANK (includes Ref. No. 49)            |
| 49             | 5022883X35      | 1           | CAP  |
| 50             | 5401652B        | 1           | WELD, HOOD - RED                                 |
| 51             | 5401416B        | 1           | GUARD, FLYWHEEL CE, RH (CE - EXPORT MODELS ONLY) |
| 52             | 5401418B        | 1           | GUARD, FLYWHEEL CE, LH (CE - EXPORT MODELS ONLY) |
| 53             | 5401547B        | 1           | WELD, MUFFLER GUARD - RED                        |
| 54             | 5401417B        | 1           | GUARD, HOOD LATCH (CE - EXPORT MODELS ONLY)      |
| 55             | 5025154         | 6           | WASHER, 1/4" SAE                                 |
| 56             | 5025010X6       | 6           | BOLT, 1/4-20 X 3/4" GD5 YZ                       |
| 57             | 5025392         | 2           | NUT, 5/16-18 HEX NYLOCK FLANGE                   |
| 58             | 5025155         | 4           | WASHER, 5/16" SAE                                |
| 59             | 5025011X8       | 3           | BOLT, 5/16-18 X 1" GD5 YZ                        |
| 60             | 5025011X10      | 1           | BOLT, 5/16-18 X 1-1/4" GD5 YZ                    |
| 61             | 5025391         | 4           | NUT, 1/4-20 HEX NYLOCK FLANGE                    |
| 62             | 5025010X6       | 2           | BOLT, 1/4-20 X 3/4"                              |
| 63             | 5025126         | 2           | NUT, 1/4-20 SERRATED FLANGE                      |
| 64             | 5025057         | 2           | NUT, 5/16-18 HEX NYLON LOCK                      |
| 65             | 5022807         | 2           | BUMPER, RUBBER, 5/16-18                          |
| 66             | 5402315         | 1           | FOAM, SOUND BAFFLE, LH                           |
| 67             | 5402313B        | 1           | WELD, SOUND SHIELD, LH - RED                     |
| 68             | 5402316         | 1           | FOAM, SOUND BAFFLE, RH                           |
| 69             | 5402310B        | 1           | BRACKET, COOLANT RESERVOIR - RED                 |
| 70             | 5023236         | 1           | GROMMET, 3/4"                                    |
| 71             | 5402314B        | 1           | PLATE, SOUND SHIELD, RH - RED                    |
| 72             | 5402317         | 1           | FOAM, SOUND BAFFLE                               |
| 73             | 5402323B        | 1           | PLATE, HOOD, SOUND SHIELD - RED                  |
| 74             | 5044609         | 2           | SPACER, .52 X 1.00 X .38                         |

### **Footnotes**

---

#### **The above parts group applies to the following Mfg. Nos.:**

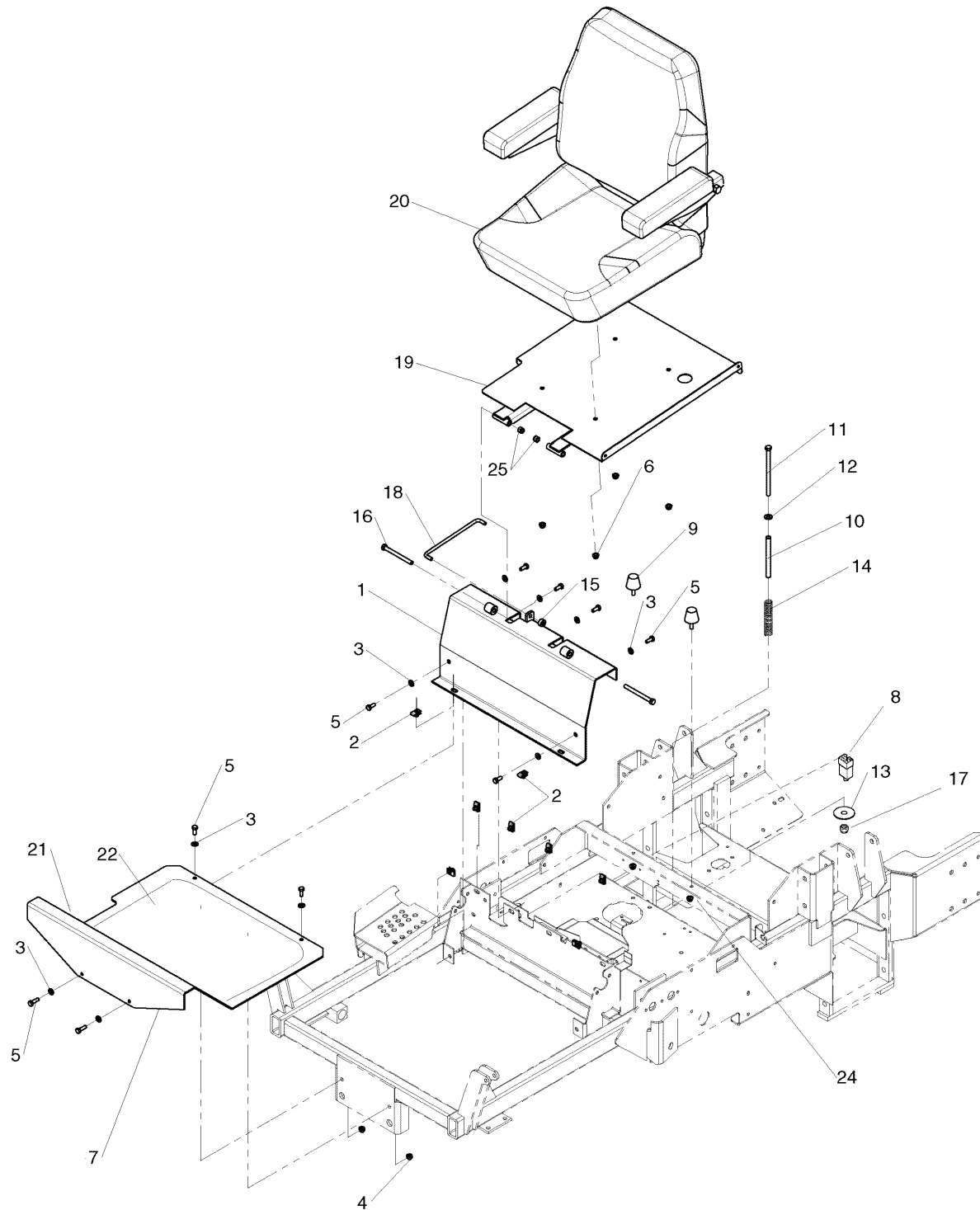
5900618 (IS5100Z/C33D61CE) (2006)

5900617 (IS5100Z/C33DCE) (2006)

5900602 (IS5100Z/C33D) (2006)

## Seat, Mount & Floor Group

NOTE: Unless noted otherwise,  
use the standard hardware torque  
specification chart.



The above parts group applies to the following Mfg. Nos.:

5900618 (IS5100Z/C33D61CE) (2006)

5900602 (IS5100Z/C33D) (2006)

5900617 (IS5100Z/C33DCE) (2006)

## Seat, Mount & Floor Group

| REF NO. | PART NO.   | QTY. | DESCRIPTION                                       |
|---------|------------|------|---|
| 1       | 5400674B   | 1    | WELD, SEAT PLATE MOUNT - RED                      |
| 2       | 5022308    | 8    | BODY CLIP, 5/16-18 X 1/2" DEEP                    |
| 3       | 5025155    | 10   | WASHER, 5/16" SAE                                 |
| 4       | 5025139    | 2    | NUT, 5/16-18 HEX SERRATED FLANGE (LARGE)          |
| 5       | 5025011X8  | 10   | BOLT, 5/16-18 X 1" GD5                            |
| 6       | 5025392    | 4    | NUT, 5/16-18 HEX NYLOCK FLANGE                    |
| 7       | 5400277B   | 1    | PLATE, FLOOR DETAIL - RED                         |
| 8       | 5022094    | 1    | SWITCH, PLUNGER, N.C./N.C.                        |
| 9       | 5022612    | 2    | BUMPER, RUBBER 5/16-18                            |
| 10      | 5046586    | 1    | SPACER, .38 X .50 X 5.06                          |
| 11      | 5025013X48 | 1    | BOLT, 3/8-16 X 6" GR5 YZ                          |
| 12      | 5025156    | 1    | WASHER, 3/8" SAE                                  |
| 13      | 5025326    | 1    | WASHER, 2.00 X .390 X .135                        |
| 14      | 5022798    | 1    | SPRING, COMP, .835 X.105 X4.26                    |
| 15      | 5020047    | 1    | COLLAR, 5/16" SET                                 |
| 16      | 5025013X32 | 2    | BOLT, 3/8-16 X 4" GD5 YZ                          |
| 17      | 5025096    | 1    | NUT, 3/8-16 HEX NYLON LOCK                        |
| 18      | 5061835    | 1    | ROD, SEAT STOP                                    |
| 19      | 5400713B   | 1    | WELD, SEAT MOUNT - RED                            |
| 20      | 5022955    | 1    | SEAT, DELUXE, GRAY (COMPLETE)                     |
| 20      | 5022955X1  | 1    | CUSHION, BOTTOM COVER                             |
| 20      | 5022995X2  | 1    | CUSHION, BACK COVER                               |
| 20      | 5022995X3  | 2    | ARM REST SET (Includes Arm Rest Pads)             |
| 20      | 5022995X4  | 2    | ARM REST PADS                                     |
| 20      | 5020930X3  | 1    | SEAT ADJUSTMENT RAILS (Set of 2)                  |
| 21      | 5101007    | 1    | SAFETY WALK, 17.38 X 6.00                         |
| 22      | 5100999    | 1    | SAFETY WALK, 11.50 X 17.38                        |
| 23      | 5100652    | 1    | SPRING, EXTENSION, 4" SEAT ADJUSTMENT (Not shown) |
| 24      | 5025127    | 2    | NUT, 5/16-18 HEX SERRATED FLANGE (SMALL)          |
| 25      | 5025394    | 2    | NUT, 3/8-16 HEX NYLON FLANGE                      |

## Footnotes

---

### The above parts group applies to the following Mfg. Nos.:

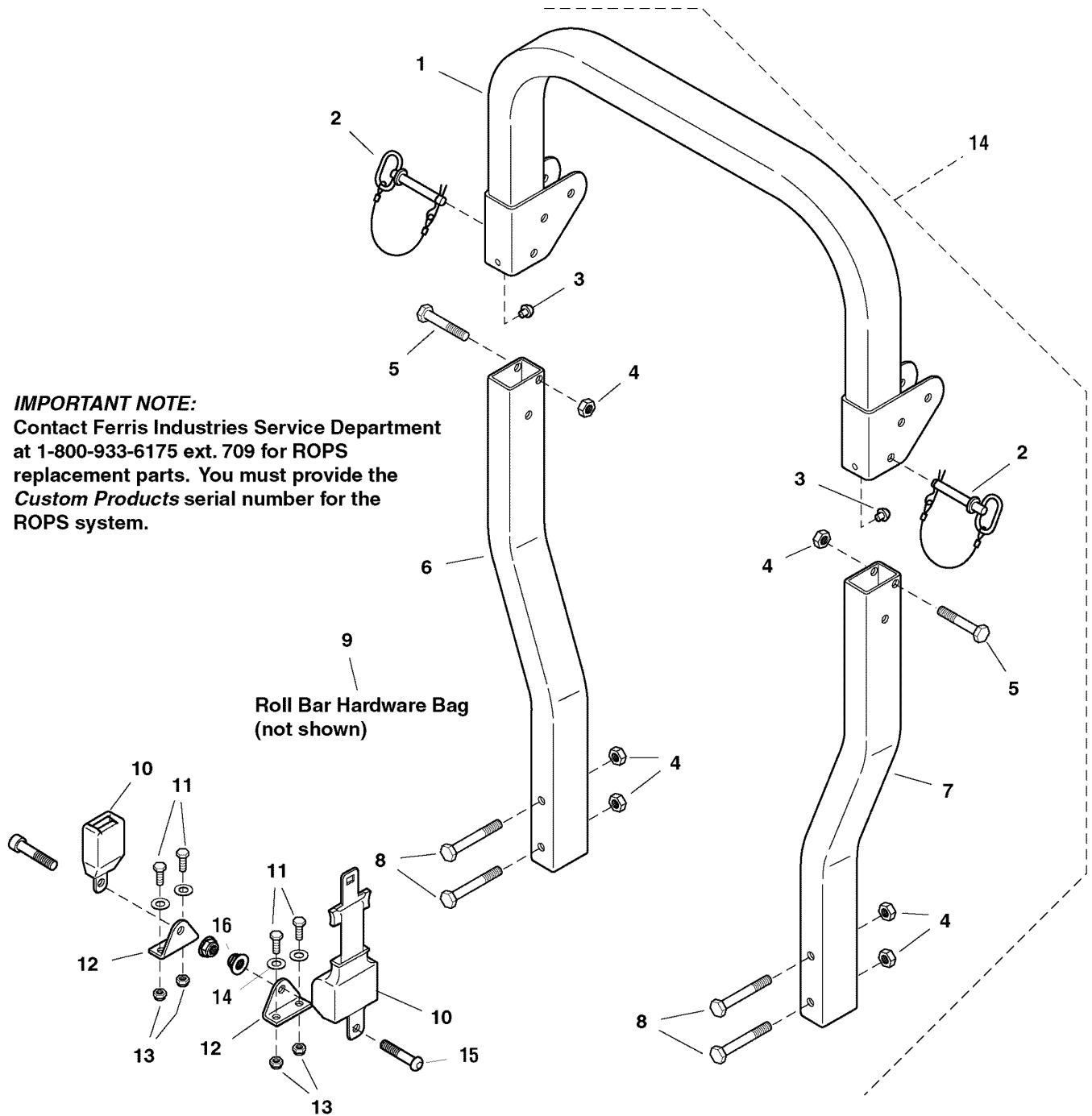
5900618 (IS5100Z/C33D61CE) (2006)

5900602 (IS5100Z/C33D) (2006)

5900617 (IS5100Z/C33DCE) (2006)

## Roll Bar & Seat Belt Group

NOTE: Unless noted otherwise,  
use the standard hardware torque  
specification chart.



The above parts group applies to the following Mfg. Nos.:

- 5900602 (IS5100Z/C33D) (2006)
- 5900618 (IS5100Z/C33D61CE) (2006)
- 5900617 (IS5100Z/C33DCE) (2006)



## Roll Bar & Seat Belt Group

| REF NO. | PART NO.  | QTY. | DESCRIPTION   |
|---------|-----------|------|---|
| 1       | -         | 1    | ROLL BAR TOP LOOP (see drawing note)                        |
| 2       | 5100013   | 2    | PIN, Hitch, .50 x 3.25 W/ Lanyard                           |
| 3       | 5100383   | 2    | RUBBER BUMPER   |
| 4       | -         | 6    | NUT (see footnote)  |
| 5       | -         | 2    | BOLT (see footnote)   |
| 6       | -         | 1    | ROLL BAR POST, RH (see drawing note)                        |
| 7       | -         | 1    | ROLL BAR POST, LH (see drawing note)                        |
| 8       | -         | 4    | BOLT (see footnote)   |
| 9       | 5100379   | 1    | ROLL BAR HARDWARE BAG (Includes hitch pins)                 |
| 10      | 5100139   | 1    | SEAT BELT ASSEMBLY, Standard (Includes mounting hardware)   |
| 10      | 5100397   | 1    | SEAT BELT ASSEMBLY, Extra Long (Includes mounting hardware) |
| 11      | 5025013X8 | 4    | BOLT, 3/8-16 x 1"   |
| 12      | 5400727B  | 2    | PLATE, SEAT BELT, BRACKET                                   |
| 13      | 5025096   | 4    | NUT, 3/8-16 Hex Serrated Flange                             |
| 14      | 5025156   | 4    | WASHER, 3/8" SAE  |
| 15      | 5025396   | 2    | NUT, 1/2-13 NYLOCK FLANGE                                   |
| 16      | 5100267   | 2    | SCREW, 1/2-13 X 1" SHCS                                     |

### Footnotes

Not serviced. For replacement hardware, you must purchase the Roll Bar Hardware Bag (Ref. No. 9).

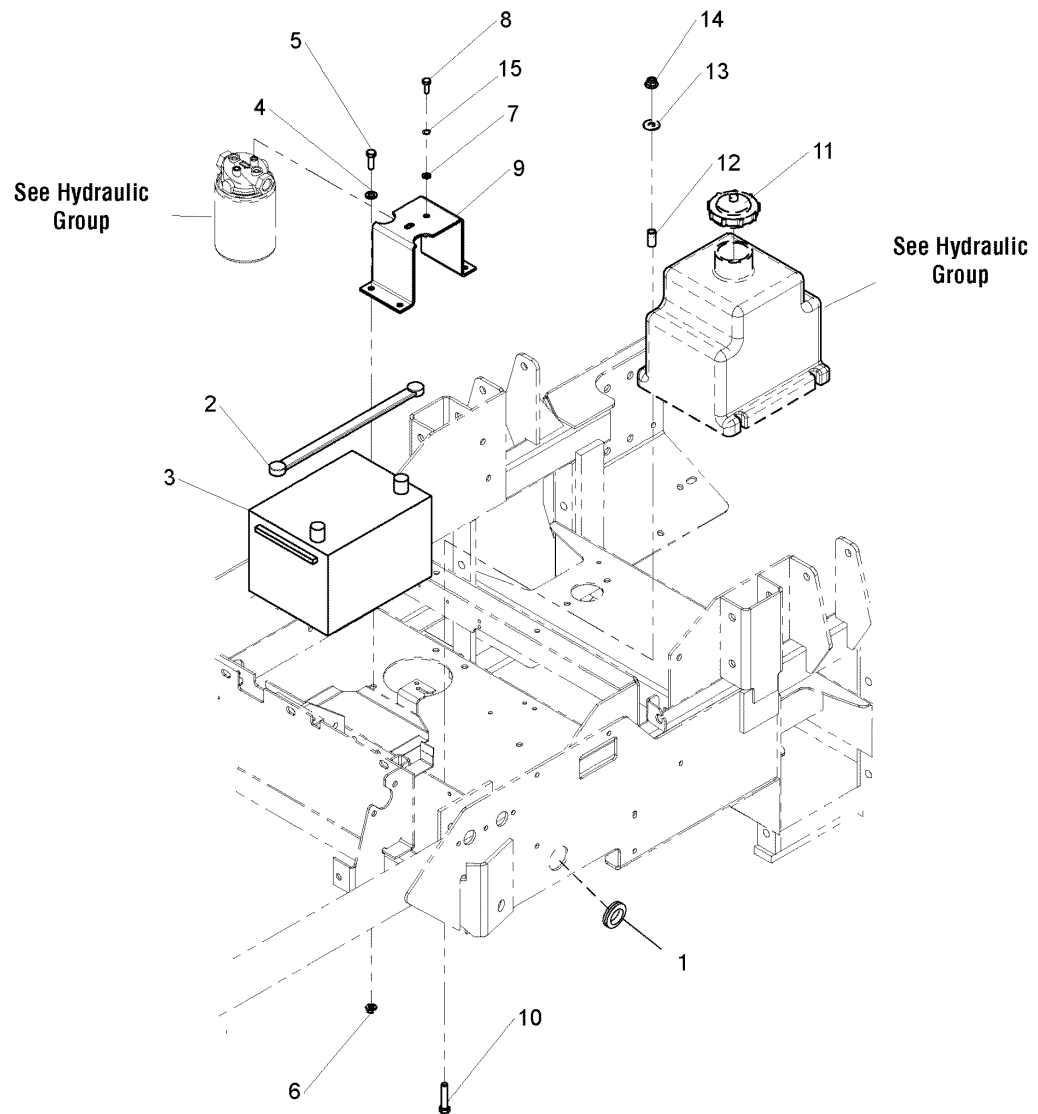
---

### The above parts group applies to the following Mfg. Nos.:

5900602 (IS5100Z/C33D) (2006)  
5900618 (IS5100Z/C33D61CE) (2006)  
5900617 (IS5100Z/C33DCE) (2006)

## Seat Compartment Group

NOTE: Unless noted otherwise,  
use the standard hardware torque  
specification chart.



The above parts group applies to the following Mfg. Nos.:

5900618 (IS5100Z/C33D61CE) (2006)

5900602 (IS5100Z/C33D) (2006)

5900617 (IS5100Z/C33DCE) (2006)

## Seat Compartment Group

| REF NO. | PART NO.   | QTY. | DESCRIPTION                   |
|---------|------------|------|-------------------------------|
| 1       | 5021397    | 2    | GROMMET, 1-1/4                |
| 2       | 1722009    | 1    | STRAP-BLACK RUBB              |
| 3       | -          | 1    | BATTERY, 12V (BCI58, 500 CCA) |
| 4       | 5025155    | 4    | WASHER, 5/16" SAE             |
| 5       | 5025011X8  | 4    | BOLT, 5/16-18 X 1" GD5 YZ     |
| 6       | 5025392    | 4    | NUT, 5/16-18 NYLOCK FLANGE    |
| 7       | 5025154    | 2    | WASHER, 1/4" SAE              |
| 8       | 5025010X6  | 2    | BOLT, 1/4-20 X 3/4" GD5 YZ    |
| 9       | 5401130B   | 1    | MOUNT, OIL FILTER - RED       |
| 10      | 5025013X14 | 4    | BOLT, 3/8-16 X 1-3/4" GD5     |
| 11      | 5022437    | 1    | CAP, 2-1/2" VENTED            |
| 12      | 5044959    | 4    | SPACER, .38 X .50 X 1.00      |
| 13      | 5025401    | 4    | WASHER, 3/8" USS              |
| 14      | 5025394    | 4    | NUT, 3/8-16 HEX NYLOCK FLANGE |
| 15      | 5025169    | 2    | WASHER, 1/4 LOCK              |

## Footnotes

---

### The above parts group applies to the following Mfg. Nos.:

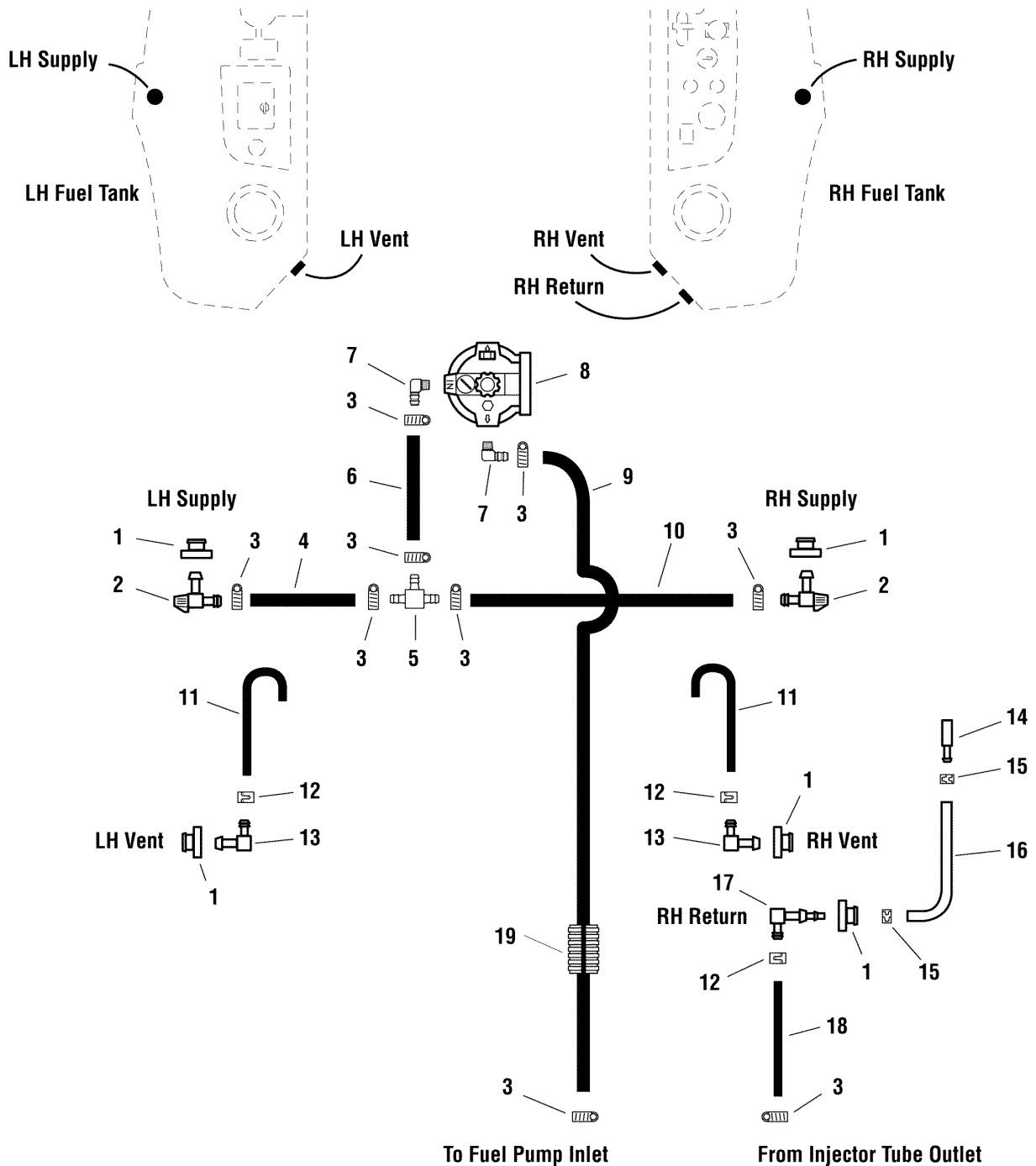
5900618 (IS5100Z/C33D61CE) (2006)

5900602 (IS5100Z/C33D) (2006)

5900617 (IS5100Z/C33DCE) (2006)

## Fuel Supply Hose & Tank Replacement Parts Group

NOTE: Unless noted otherwise, use the standard hardware torque specification chart.



The above parts group applies to the following Mfg. Nos.:

5900618 (IS5100Z/C33D61CE) (2006)

5900602 (IS5100Z/C33D) (2006)

5900617 (IS5100Z/C33DCE) (2006)

## **Fuel Supply Hose & Tank Replacement Parts Group**

| <b>REF NO.</b> | <b>PART NO.</b> | <b>QTY.</b> | <b>DESCRIPTION</b>                        |
|----------------|-----------------|-------------|---|
| 1              | 1726400         | 5           | GROMMET                                   |
| 2              | 5023060         | 2           | VALVE, Fuel Shut Off                      |
| 3              | 5022922         | 9           | CLAMP, #4 Hose                            |
| 4              | 5050919X26P5    | 1           | HOSE, 3/8" FUEL, 26.50"                   |
| 5              | 5022920         | 1           | FITTING, TEE, 3/8" Hose                   |
| 6              | 5050919X3P5     | 1           | HOSE, 3/8" FUEL, 3.50"                    |
| 7              | 5022708         | 2           | FITTING, 1/4" NPT, 90 Deg.                |
| 8              | 5022926         | 1           | FILTER/WATER SEPARATOR ASSEMBLY, Complete |
| 8              | 5022926X1       | 1           | FUEL FILTER                               |
| 8              | 5022926X2       | 1           | O-RING SEAL (between filter and bowl)     |
| 8              | 5022926X3       | 1           | BOWL                                      |
| 9              | 5050919X54      | 1           | HOSE, 3/8" FUEL, 54.00"                   |
| 10             | 5050919X35      | 1           | HOSE, 3/8" FUEL, 35.00"                   |
| 11             | 5050831X34      | 2           | HOSE, 1/4" FUEL, 34.00"                   |
| 12             | 5020835         | 3           | CLAMP, Hose                               |
| 13             | 1674231         | 2           | ELBOW FITTING                             |
| 14             | 5023068         | 1           | CONNECTOR FITTING                         |
| 15             | 5023069         | 2           | HOSE CLAMP                                |
| 16             | 5050925X26      | 1           | HOSE, 26"                                 |
| 17             | 5023061         | 1           | ELBOW FITTING                             |
| 18             | 5050831X33P5    | 1           | HOSE, 1/4" FUEL, 33.50"                   |
| 19             | 5050861X25      | 2           | LOOM, 5/8" I.D., 25"                      |

### **Footnotes**

---

#### **The above parts group applies to the following Mfg. Nos.:**

5900618 (IS5100Z/C33D61CE) (2006)

5900602 (IS5100Z/C33D) (2006)

5900617 (IS5100Z/C33DCE) (2006)



## **Fuel Tank & Mount Group**

| <b>REF NO.</b> | <b>PART NO.</b> | <b>QTY.</b> | <b>DESCRIPTION</b>   |
|----------------|-----------------|-------------|--|
| 1              | 5025155         | 20          | WASHER, 5/16" SAE  |
| 2              | 5025011X8       | 8           | BOLT, 5/16-18 X 1" GD5   |
| 3              | 5025392         | 4           | NUT, 5/16-18 HEX NYLOCK FLANGE                                 |
| 4              | 5061406A        | 1           | COVER, CONTROL PANEL   |
| 5              | 5023395         | 1           | LATCH, CONTROL PANEL   |
| 6              | 5061310A        | 1           | PANEL, CONTROL - LH  |
| 7              | 5025299X4       | 8           | SCREW, ALLEN HEAD, 1/4-20X1/2                                  |
| 8              | 5100016         | 1           | POWER, OUTLET - 12 VOLT  |
| 9              | 5025170         | 12          | WASHER, 5/16" LOCK   |
| 10             | 5025011X6       | 12          | BOLT, 5/16-18 X 3/4" GRD5                                      |
| 11             | -               | -           | CONTROL PANEL (See Instrument Panel Group)                     |
| 12             | 5022917X1       | 2           | GROMMET, FUEL GAUGE  |
| 13             | 5022917         | 2           | GAUGE, FUEL 12"  |
| 14             | 5061298         | 1           | TANK, FUEL, IS4500Z, RH  |
| 15             | 5400243B        | 2           | WELD, FUEL TANK MOUNT  |
| 16             | 5061299         | 1           | TANK, FUEL, IS4500Z LH   |
| 17             | 5022915         | 2           | CAP, FUEL TANK, 3-1/2" NECK                                    |
| 18             | 5025203X10      | 1           | PIN, COTTER, 1/8" X 1-1/4" (installed with head on the bottom) |
| 19             | 5025386         | 8           | SCREW, Allen Head, #10-24 x 3/8"                               |
| 20             | 5061301B        | 2           | PLATE, BADGE, IS4500Z  |
| 21             | 5047993B        | 2           | GUARD, TANK VALVE (not shown)                                  |
| 22             | 5025436         | 4           | CLIP, BODY 5/16-18   |

### **Footnotes**

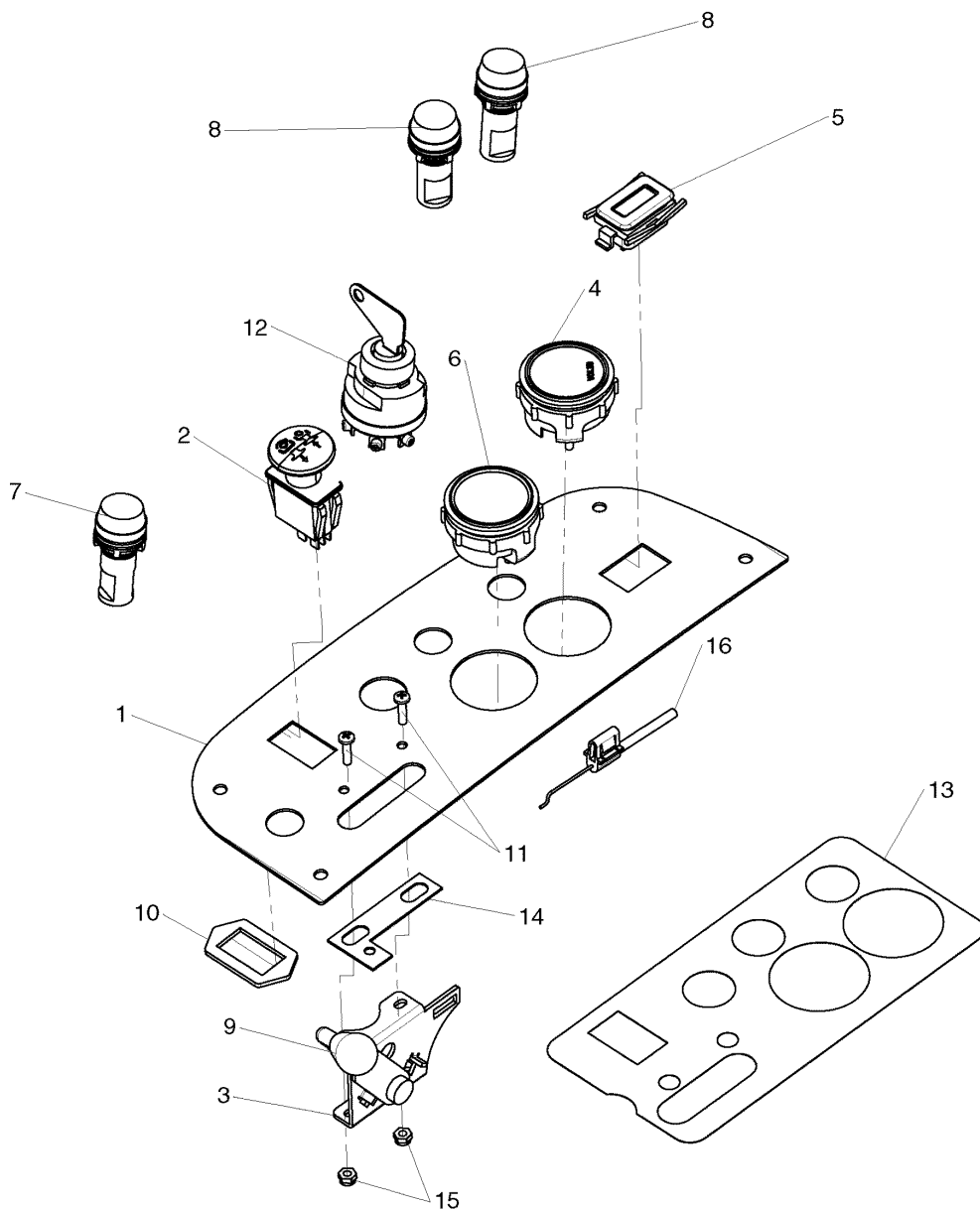
---

**The above parts group applies to the following Mfg. Nos.:**

5900602 (IS5100Z/C33D) (2006)  
5900618 (IS5100Z/C33D61CE) (2006)  
5900617 (IS5100Z/C33DCE) (2006)

## Instrument & Control Panel Group

**NOTE:** Unless noted otherwise,  
use the standard hardware torque  
specification chart.



**Note:** Hour meter installed so as to be read from outside of machine.

**The above parts group applies to the following Mfg. Nos.:**

- 5900602 (IS5100Z/C33D) (2006)
- 5900617 (IS5100Z/C33DCE) (2006)
- 5900618 (IS5100Z/C33D61CE) (2006)



## ***Instrument & Control Panel Group***

---

| <b>REF NO.</b> | <b>PART NO.</b> | <b>QTY.</b> | <b>DESCRIPTION</b>                       |
|----------------|-----------------|-------------|--|
| 1              | 5401006A        | 1           | CONTROL PANEL, IS5000Z RH - BLK          |
| 2              | 5022180         | 1           | SWITCH, BLADE ENGAGEMENT                 |
| 3              | 5046360         | 1           | HANDLE, THROTTLE CONTROL (with knob)     |
| 4              | 5022387         | 1           | GUAGE, VOLTS                             |
| 5              | 5100996         | 1           | HOUR METER, DIGITAL                      |
| 6              | 5023393         | 1           | GAUGE, WATER TEMPERATURE                 |
| 7              | 5023451         | 1           | LIGHT, GLOW PLUG, 22MM AMBER             |
| 8              | 5023452         | 2           | LIGHT, WARNING, 22MM RED                 |
| 9              | 5046360X1       | 1           | KNOB                                     |
| 10             | 5022222         | 1           | RING, SWITCH RETAINER                    |
| 11             | 5025179X6       | 2           | SCREW, #10-24 X 3/4"                     |
| 12             | 5022883X1       | 1           | SWITCH, IGNITION, COMPLETE               |
| 12             | 5022883X2       | 1           | KEY, IGNITION (not shown)                |
| 12             | 5022883X3       | 1           | COVER PLATE (not shown)                  |
| 13             | 5100315         | 1           | DECAL, CONTROL PANEL                     |
| 14             | 5048475A        | 1           | PLATE, THROTTLE STOP (export model only) |
| 15             | 5025271         | 2           | NUT, #10-24 HEX NYLON LOCK               |
| 16             | 5046392         | 1           | CABLE, THROTTLE CONTROL, 47.5"           |

### **Footnotes**

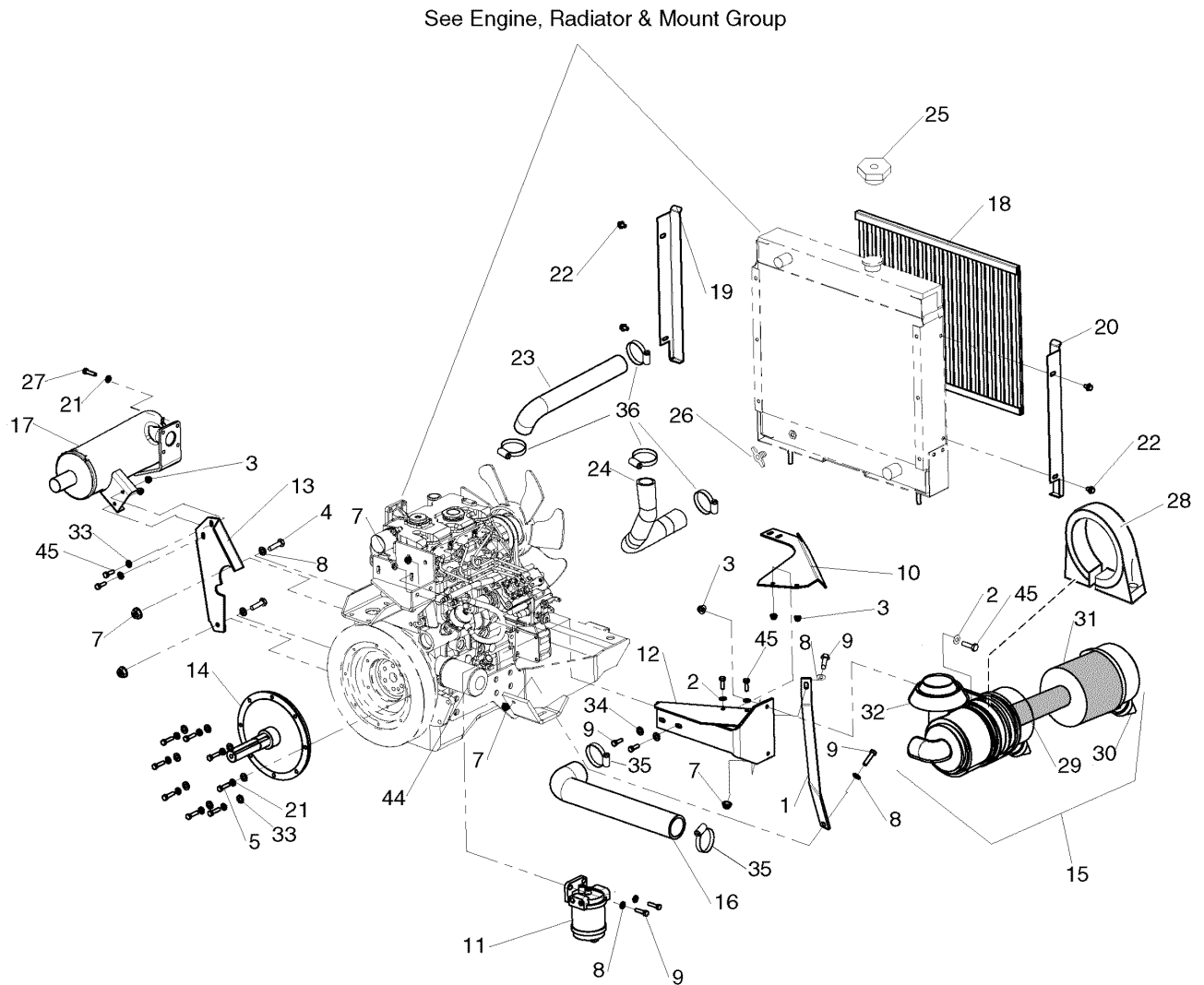
---

#### **The above parts group applies to the following Mfg. Nos.:**

5900602 (IS5100Z/C33D) (2006)  
5900617 (IS5100Z/C33DCE) (2006)  
5900618 (IS5100Z/C33D61CE) (2006)

## Engine & Radiator Accessories Group

NOTE: Unless noted otherwise,  
use the standard hardware torque  
specification chart.



The above parts group applies to the following Mfg. Nos.:

- 5900617 (IS5100Z/C33DCE) (2006)
- 5900618 (IS5100Z/C33D61CE) (2006)
- 5900602 (IS5100Z/C33D) (2006)

## Engine & Radiator Accessories Group

| REF NO. | PART NO.    | QTY. | DESCRIPTION   |
|---------|-------------|------|---|
| 1       | 5400603B    | 1    | SUPPORT, AIR FILTER - RED   |
| 2       | 5025155     | 2    | WASHER, 5/16" SAE   |
| 3       | 5025392     | 6    | NUT, 5/16-18 HEX NYLOCK FLANGE  |
| 4       | 5025013X14  | 2    | BOLT, 3/8-16 X 1-3/4" GD5   |
| 5       | 5025011X10  | 8    | BOLT, 5/16-18 X 1-1/4" GD5 YZ   |
| 6       | 5023449     | 1    | SENDER, TEMPERATURE, 3/8 NPT (on engine)(not shown)                       |
| 7       | 5025394     | 8    | NUT, 3/8-16 HEX NYLOCK FLANGE   |
| 8       | 5025156     | 6    | WASHER, 3/8" SAE  |
| 9       | 5025013X10  | 4    | BOLT, 3/8-16 X 1-1/4" GD5   |
| 10      | 5400582B    | 1    | PLATE, AIR FILTER - RED   |
| 11      | 5022883X19B | 1    | FUEL FILTER ASSEMBLY  |
| 11      | 5022883X19C | 1    | FUEL FILTER ELEMENT ONLY  |
| 12      | 5049755B    | 1    | WELD, AIR FILTER MOUNT  |
| 13      | 5400799B    | 1    | BRACKET, MUFFLER IS5000   |
| 14      | 5100041     | 1    | SHAFT, STUB, FLYWHEEL PLATE   |
| 15      | 809218      | 1    | 5" AIR CLEANER ASSEMBLY   |
| 16      | 5100086     | 1    | HOSE, AIR FILTER IS5000   |
| 17      | 5100556     | 1    | MUFFLER, 3013C CAT DIESEL ENG   |
| 18      | 5023129     | 1    | SCREEN, FRONT,RAD, IS5000Z-DSL  |
| 19      | 5048533B    | 1    | BRACKET, RADIATOR SCREEN - LH   |
| 20      | 5048534B    | 1    | BRACKET, RADIATOR SCREEN - RH   |
| 21      | 5025170     | 8    | WASHER, 5/16" LOCK  |
| 22      | 5023158     | 4    | BOLT, 5/16-18 X 1/2" FLANGE, SPEC   |
| 23      | 5100393     | 1    | HOSE, UPPER RADIATOR-33HP CAT   |
| 24      | 5100394     | 1    | HOSE, LOWER RADIATOR - CAT  |
| 25      | 5023150     | 1    | PRESSURE CAP  |
| 26      | 5023151     | 1    | PETCOCK VALVE   |
| 27      | 5025237     | 4    | BOLT, M8 X 25MM   |
| 28      | 807213      | 1    | BRACKET, AIR CLEANER ASSY - 5   |
| 29      | 841238      | 1    | AIR FILTER ELEMENT (SECONDARY)  |
| 30      | 5100219     | 1    | AIR CLEANER DUST VALVE  |
| 31      | 841237      | 1    | AIR FILTER ELEMENT (PRIMARY)  |
| 32      | 809268      | 1    | RAIN CAP ASSEMBLY   |
| 33      | 5025292     | 11   | WASHER, 5/16" GD.9 FLAT   |
| 34      | 5025293     | 2    | WASHER, 3/8" GD.9 FLAT  |
| 35      | 5023448     | 2    | CLAMP, SS HOSE 2-3/4"   |
| 36      | 5022883X54  | 4    | HOSE CLAMP  |
| 37      | 5400249A    | 1    | BRACKET, THROTTLE - BLACK (throttle parts on engine)(not shown)           |
| 38      | 5047650     | 1    | CLAMP, BARREL, THROTTLE (throttle parts on engine)(not shown)             |
| 39      | 5022901     | 1    | CLAMP, CONDUIT (throttle parts on engine)(not shown)                      |
| 40      | 5025179X4   | 2    | SCREW, #10-24 X 1/2" ROUND PHILLIPS (throttle parts on engine)(not shown) |

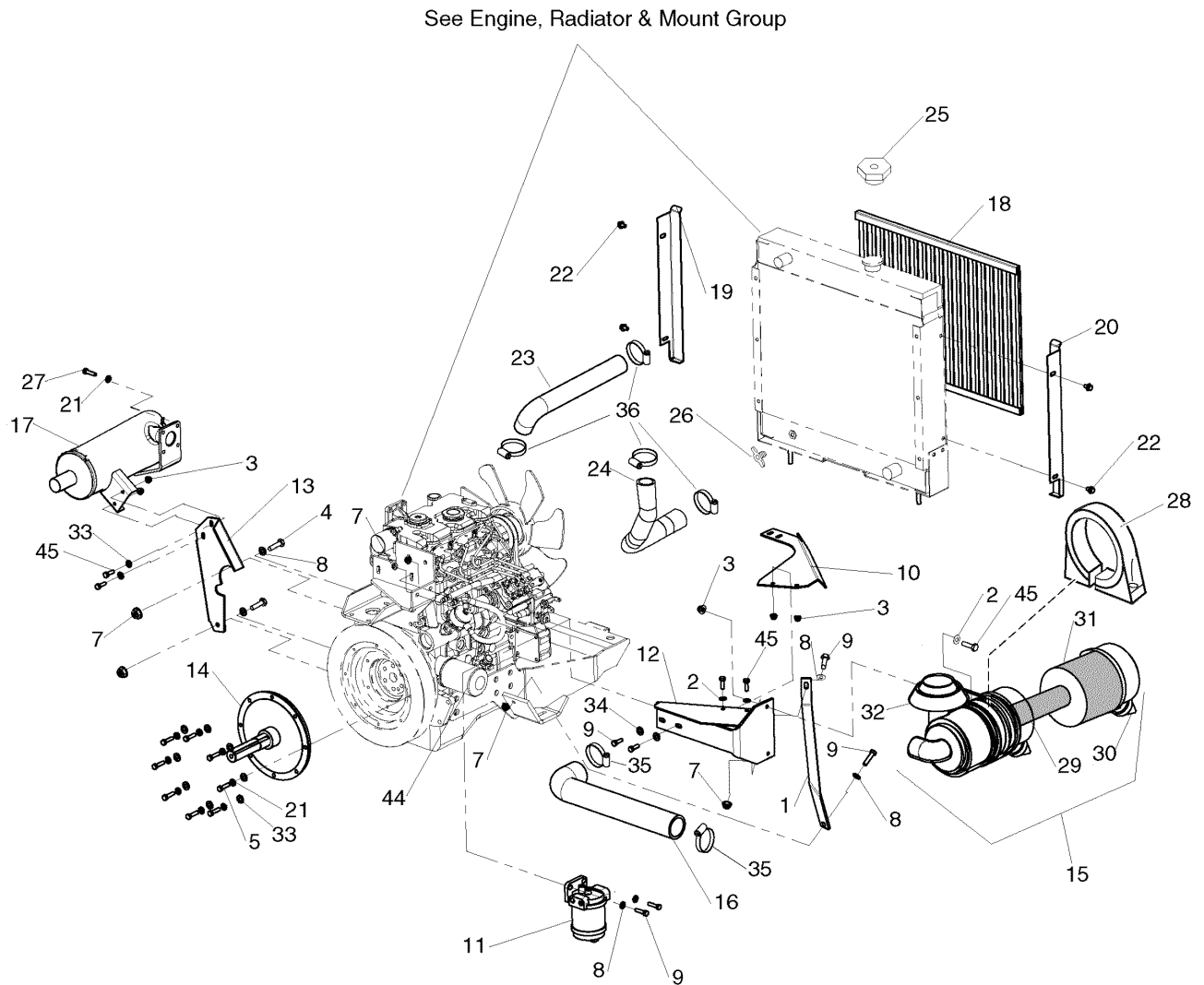
### Footnotes

The above parts group applies to the following Mfg. Nos.:

5900617 (IS5100Z/C33DCE) (2006)  
 5900618 (IS5100Z/C33D61CE) (2006)  
 5900602 (IS5100Z/C33D) (2006)

## Engine & Radiator Accessories Group

NOTE: Unless noted otherwise,  
use the standard hardware torque  
specification chart.



The above parts group applies to the following Mfg. Nos.:

5900617 (IS5100Z/C33DCE) (2006)

5900618 (IS5100Z/C33D61CE) (2006)

5900602 (IS5100Z/C33D) (2006)

## **Engine & Radiator Accessories Group**

---

| <b>REF NO.</b> | <b>PART NO.</b> | <b>QTY.</b> | <b>DESCRIPTION</b>   |
|----------------|-----------------|-------------|--|
| 41             | 5025169         | 2           | WASHER, 1/4" LOCK (throttle parts on engine)(not shown)          |
| 42             | 5025271         | 1           | NUT, #10-24 HEX NYLON LOCK (throttle parts on engine)(not shown) |
| 43             | 5025420         | 1           | NUT, M6-1.0 (for alternator)(not shown)                          |
| 44             | 5022883X11      | 1           | FILTER, ENGINE OIL   |
| 45             | 5025011X8       | 2           | BOLT, 5/16-18 X 1" GD5 YZ  |

### **Footnotes**

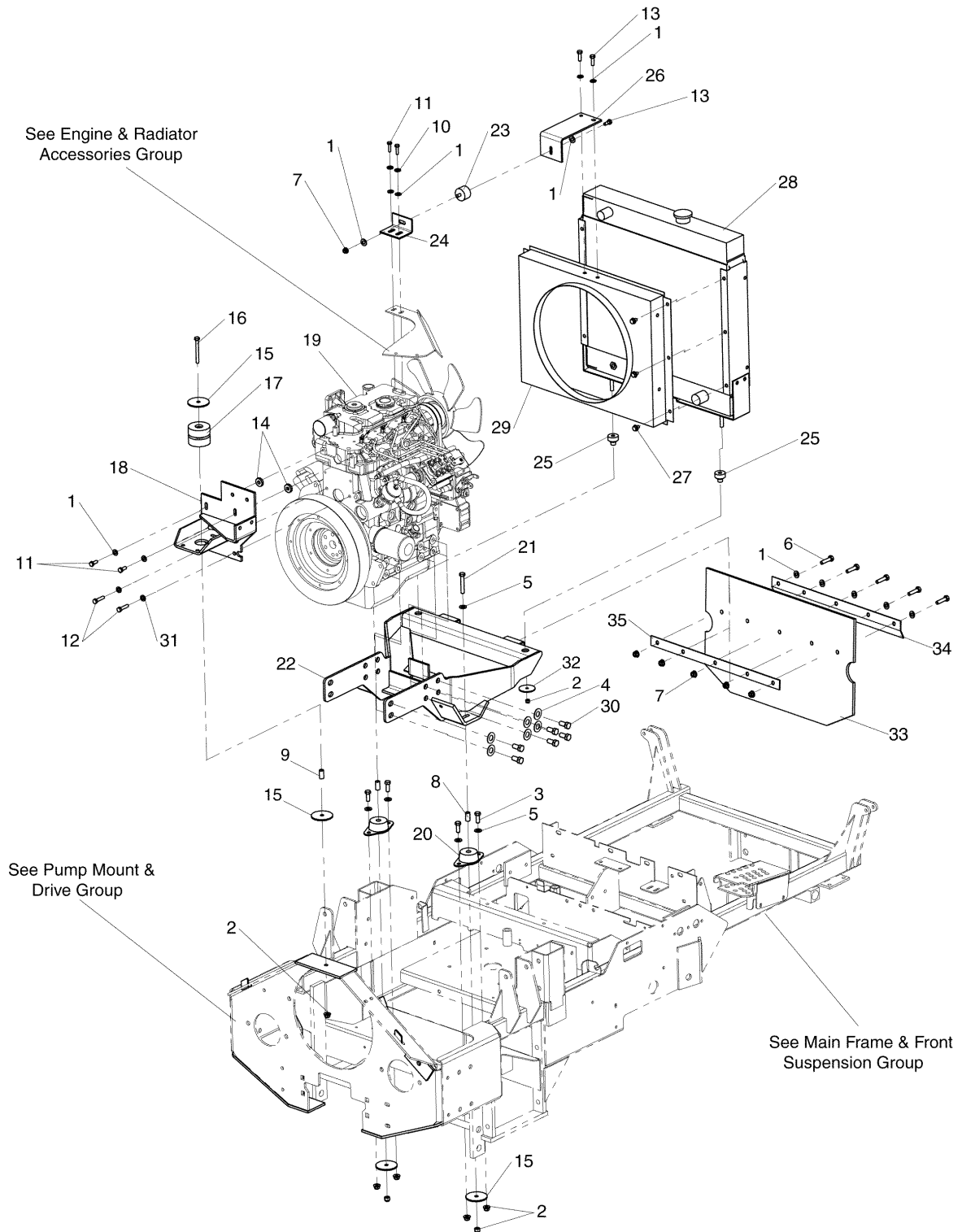
---

**The above parts group applies to the following Mfg. Nos.:**

5900617 (IS5100Z/C33DCE) (2006)  
5900618 (IS5100Z/C33D61CE) (2006)  
5900602 (IS5100Z/C33D) (2006)

# Engine & Mount Group

**NOTE:** Unless noted otherwise, use the standard hardware torque specification chart.



**The above parts group applies to the following Mfg. Nos.:**

- 5900602 (IS5100Z/C33D) (2006)
- 5900618 (IS5100Z/C33D61CE) (2006)
- 5900617 (IS5100Z/C33DCE) (2006)

## Engine & Mount Group

| REF NO. | PART NO.   | QTY. | DESCRIPTION   |
|---------|------------|------|---|
| 1       | 5025155    | 12   | WASHER, 5/16" SAE   |
| 2       | 5025394    | 9    | NUT, 3/8-16 HEX NYLOCK FLANGE   |
| 3       | 5025013X8  | 4    | BOLT, 3/8-16 X 1" GD5 YZ  |
| 4       | 5025150    | 12   | WASHER, 1/2" USS  |
| 5       | 5025156    | 11   | WASHER, 3/8" SAE  |
| 6       | 5025011X8  | 5    | BOLT, 5/16-18 X 1" GD5 YZ   |
| 7       | 5025392    | 5    | NUT, 5/16-18 HEX NYLOCK FLANGE  |
| 8       | 5044959    | 2    | SPACER, .38 X .50 X 1.00  |
| 9       | 5047380    | 1    | SPACER, .38 X .62 X 1.62  |
| 10      | 5025170    | 2    | WASHER, 5/16" LOCK  |
| 11      | 5025359    | 3    | BOLT, M10-1.5 X 16MM GD8.8  |
| 12      | 5025358    | 2    | BOLT, M10-1.5 X 30MM GD8.8  |
| 13      | 5025011X6  | 7    | BOLT, 5/16-18 X 3/4" GD5  |
| 14      | 5044960    | 2    | SPACER, .39 X 1.00 X .25  |
| 15      | 5047381    | 4    | WASHER, .39 X 2.50 X .125   |
| 16      | 5025013X24 | 1    | BOLT, 3/8-16 X 3" GD5 YZ  |
| 17      | 5022897    | 1    | ISO-MOUNT, REAR   |
| 18      | 5400578B   | 1    | WELD,MOTOR MOUNT, UPPER - RED   |
| 19      | *          | 1    | ENGINE,CAT DIESEL#3013C * See your local Caterpillar distributor for parts & service. |
| 20      | 5022896    | 2    | ISO-MOUNT, ENGINE   |
| 21      | 5025013X18 | 2    | BOLT, 3/8-16 X 2-1/4" GD5 YZ  |
| 22      | 5400294B   | 1    | WELD, RADIATOR MOUNT - RED  |
| 23      | 5023130    | 1    | MOUNT,ISO,TOP,RAD 5000Z-DIESEL  |
| 24      | 5400899B   | 1    | MOUNT, RADIATOR, ENGINE - RED (2 piece)   |
| 25      | 5023131    | 2    | MOUNT, ISO, BOTTOM, RAD 5000Z-DIESEL  |
| 26      | 5400898B   | 1    | MOUNT, RADIATOR, ENGINE - RED   |
| 27      | 5023158    | 5    | BOLT, 5/16-18 X 1/2" FLANGE, SPEC   |
| 28      | 5023127    | 1    | RADIATOR,5000Z,DIESEL   |
| 29      | 5023128    | 1    | SHROUD, RADIATOR, 5000Z-DIESEL  |
| 30      | 5025383    | 6    | BOLT, M14-1.5 X 25MM  |
| 31      | 5025336    | 2    | WASHER, LOCK, 10MM  |
| 32      | 5025305    | 2    | WASHER, .41 X 1.75 X .14  |
| 33      | 5100296    | 1    | SEAL, RADIATOR LOWER  |
| 34      | 5048564B   | 1    | PLATE, RETAINING OUTER - RED  |
| 35      | 5048565B   | 1    | PLATE, RETAINING - RED  |

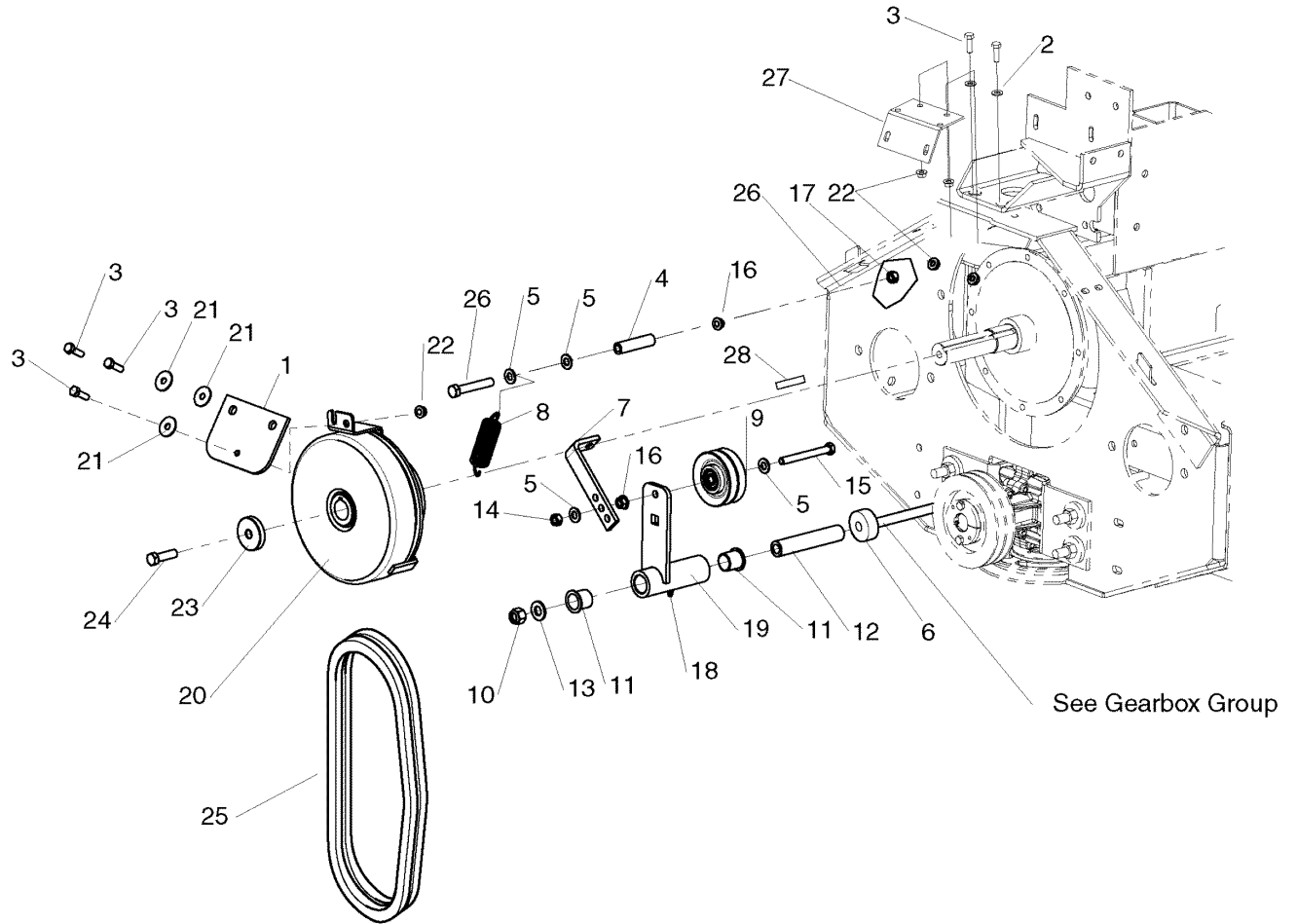
### Footnotes

**The above parts group applies to the following Mfg. Nos.:**

5900602 (IS5100Z/C33D) (2006)  
 5900618 (IS5100Z/C33D61CE) (2006)  
 5900617(IS5100Z/C33DCE) (2006)

## PTO Clutch & Anchor Group

NOTE: Unless noted otherwise,  
use the standard hardware torque  
specification chart.



The above parts group applies to the following Mfg. Nos.:

- 5900602 (IS5100Z/C33D) (2006)
- 5900617 (IS5100Z/C33DCE) (2006)
- 5900618 (IS5100Z/C33D61CE) (2006)



## ***PTO Clutch & Anchor Group***

| <b>REF NO.</b> | <b>PART NO.</b> | <b>QTY.</b> | <b>DESCRIPTION</b>                       |
|----------------|-----------------|-------------|--|
| 1              | 5043636         | 1           | CLUTCH ANCHOR PAD                        |
| 2              | 5025155         | 2           | WASHER, 5/16" SAE                        |
| 3              | 5025011X8       | 5           | BOLT, 5/16-18 X 1" GD5                   |
| 4              | 5050860X2P5     | 1           | HOSE, 3/8" PUSH-LOCK, 2.5"               |
| 5              | 5025156         | 4           | WASHER 3/8" SAE                          |
| 6              | 5100314         | 1           | SPACER, .51 X 1.75 X.63                  |
| 7              | 5401085B        | 1           | MOUNT, IDLER SPRING                      |
| 8              | 1608395         | 1           | SPRING-EXTN 1.040ODX 04.000LG .105WIRE D |
| 9              | 5022797         | 1           | PULLEY, IDLER DOUBLE-A                   |
| 10             | 5025056         | 1           | NUT, 1/2-13 HEX NYLON LOCK               |
| 11             | 5022250         | 2           | BUSHING, FLANGE, 7/8" X 1" L             |
| 12             | 5045305         | 1           | SLEEVE, A-ARM PIVOT - LONG               |
| 13             | 5025158         | 1           | WASHER, 1/2" SAE                         |
| 14             | 5025100         | 1           | NUT, 3/8-16 SIDE LOCK                    |
| 15             | 5025013X24      | 1           | BOLT, 3/8-16 X 3" GD5                    |
| 16             | 5025128         | 2           | NUT, 3/8-16 HEX LG. SERR FLG             |
| 17             | 5025394         | 1           | NUT, 3/8-16 NYLOCK FLANGE                |
| 18             | 5025447         | 1           | GREASE FITTING, 1/4-28, 90 DEGREE        |
| 19             | 5046565B        | 1           | WELD, CLUTCH BELT IDLER                  |
| 20             | 5100040         | 1           | CLUTCH WARNER,1-1/4"GT300IXR-0           |
| 21             | 5044617         | 3           | WASHER, .34 X 1.25 X10 GA                |
| 22             | 5025392         | 5           | NUT, 5/16-18 HEX NYLOCK FLANGE           |
| 23             | 5045475         | 1           | SPACER, .45 X 1.88 X .38                 |
| 24             | 5045473         | 1           | BOLT, CRANKSHAFT, 7/16" X 1-1/2"         |
| 25             | 5022575         | 1           | BELT, HA X 36.6, SET                     |
| 26             | 5025013X32      | 1           | BOLT, 3/8-16 X 4" GD5 YZ                 |
| 27             | 5047563         | 1           | ANCHOR, CLUTCH                           |
| 28             | 5050407X2       | 1           | KEY, 1/4" SQ. X 3"                       |

### **Footnotes**

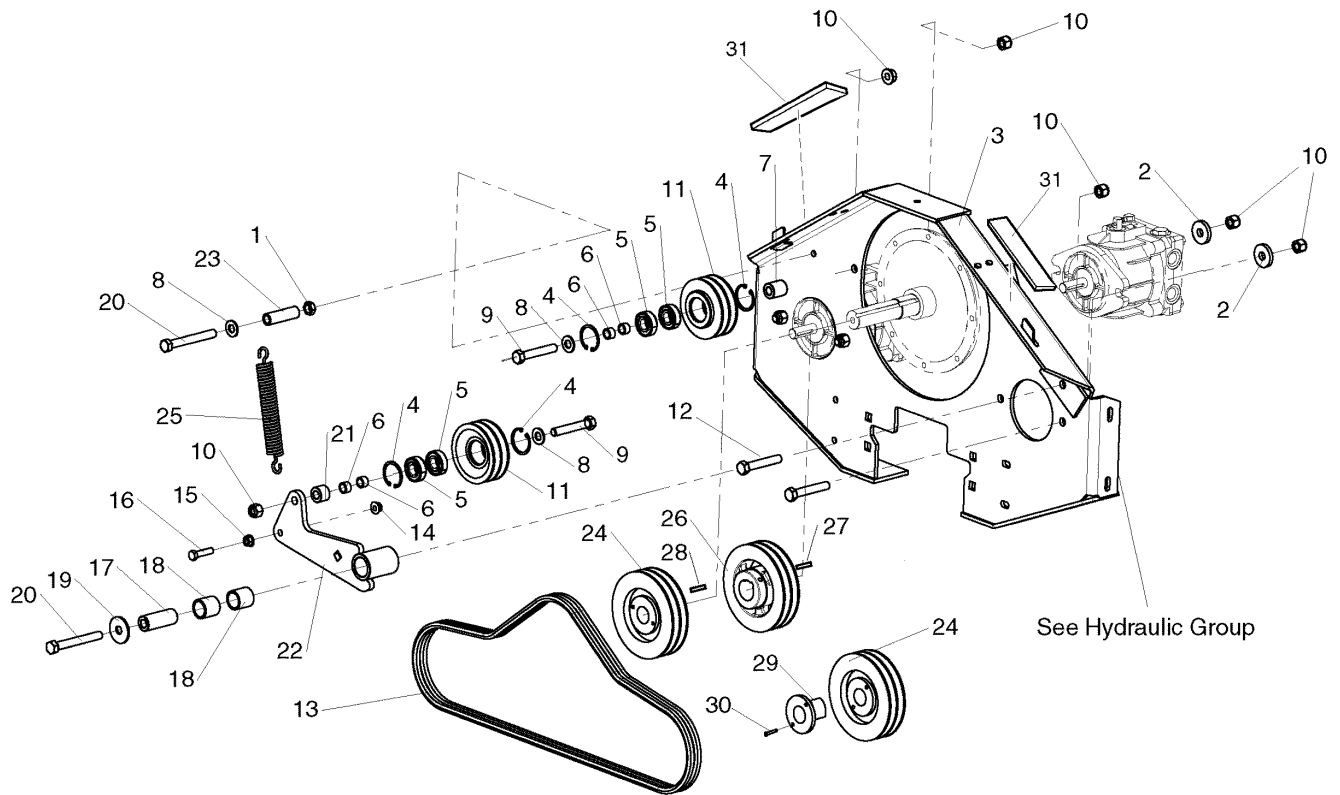
---

#### **The above parts group applies to the following Mfg. Nos.:**

5900602 (IS5100Z/C33D) (2006)  
5900617 (IS5100Z/C33DCE) (2006)  
5900618 (IS5100Z/C33D61CE) (2006)

## Pump Mount & Drive Group

NOTE: Unless noted otherwise,  
use the standard hardware torque  
specification chart.



The above parts group applies to the following Mfg. Nos.:

5900617 (IS5100Z/C33DCE) (2006)

5900602 (IS5100Z/C33D) (2006)

5900618 (IS5100Z/C33D61CE) (2006)

## Pump Mount & Drive Group

| REF NO. | PART NO.    | QTY. | DESCRIPTION                     |
|---------|-------------|------|---------------------------------|
| 1       | 5025301     | 1    | NUT, 1/2-13 HEX JAM             |
| 2       | 5044913     | 4    | WASHER, FRAME RETAINING         |
| 3       | 5400239B    | 1    | WELD, PUMP PLATE IS5000 - RED   |
| 4       | 5020865     | 4    | SNAP RING, INTERNAL             |
| 5       | 5020827     | 4    | BEARING, IDLER                  |
| 6       | 5020870     | 4    | INSERT, BEARING                 |
| 7       | 5061781     | 1    | SPACER, .52 X 1.00 X 1.15       |
| 8       | 5025158     | 5    | WASHER, 1/2" SAE                |
| 9       | 5025017X24  | 2    | BOLT, 1/2-13 X 3" GD5           |
| 10      | 5025098     | 1    | NUT, 1/2-20 HEX NYLOCK          |
| 11      | 5023390     | 2    | PULLEY, A SECTION, 4" IDLER     |
| 12      | 5025018X18  | 4    | BOLT, 1/2-20 X 2-1/4" GD5 YZ    |
| 13      | 5023388     | 1    | BELT, 66.5" # 7-8672, SET       |
| 14      | 5025394     | 1    | NUT, 3/8-16 HEX NYLOCK FLANGE   |
| 15      | 5025128     | 1    | NUT, 3/8-16 HEX SERRATED FLANGE |
| 16      | 5025013X12  | 1    | BOLT, 3/8-16 X 1-1/2" GD5 YZ    |
| 17      | 5061254     | 1    | SPACER, .52 X 1.00 X 2.55       |
| 18      | 5022157     | 2    | BUSHING, BRASS, 1.25X1X1.25     |
| 19      | 5025415     | 1    | WASHER, .50 X 1.75 X .13        |
| 20      | 5025018X32  | 1    | BOLT, 1/2-20 X 4" GD5 YZ        |
| 21      | 5045178     | 1    | SPACER, .52 X 1.00 X .75        |
| 22      | 5061368B    | 1    | WELD, IDLER ARM                 |
| 23      | 5050857X2P5 | 1    | HOSE, 1/2" PUSH-ON 2.50"        |
| 24      | 5022382     | 2    | PULLEY, Pump Drive              |
| 25      | 5022847     | 1    | SPRING, EXTENSION, SWIVEL END   |
| 26      | 5100854     | 1    | PULLEY, PUMP DRIVE              |
| 27      | 5050404X4   | 1    | KEY, 5/16" SQ. X 1.464" RD ENDS |
| 28      | 5022156     | 2    | KEY, 5MM SQ. X 25MM             |
| 29      | 5022383     | 2    | BUSHING, 17MM, HQ               |
| 30      | 5025010X8   | 4    | BOLT, 1/4-20X1"                 |
| 31      | 5021877     | 2    | PAD, RUBBER                     |

### Footnotes

The above parts group applies to the following Mfg. Nos.:

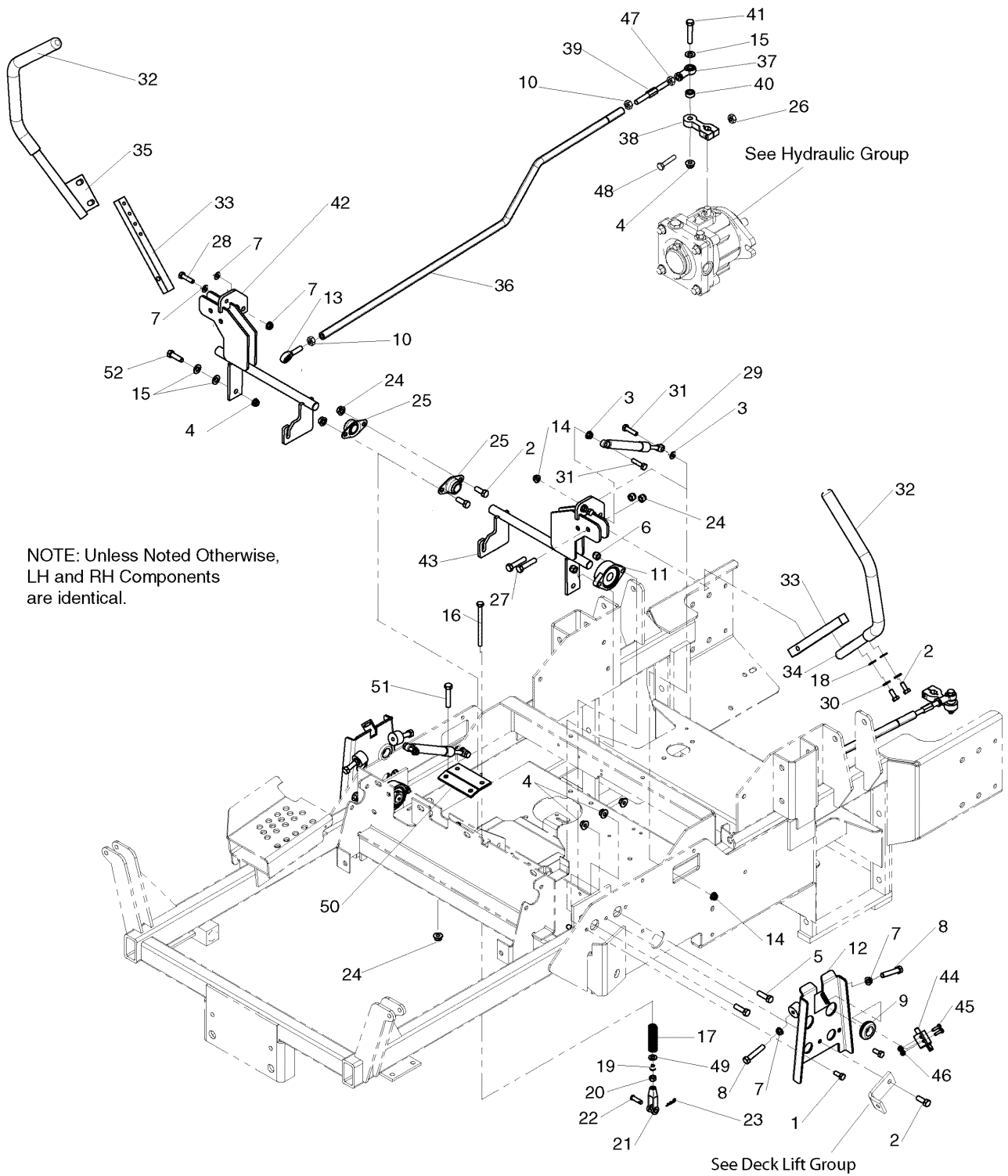
5900617 (IS5100Z/C33DCE) (2006)

5900602 (IS5100Z/C33D) (2006)

5900618 (IS5100Z/C33D61CE) (2006)

# Motion Control Group

**NOTE:** Unless noted otherwise, use the standard hardware torque specification chart.



**The above parts group applies to the following Mfg. Nos.:**

- 5900602 (IS5100Z/C33D) (2006)
- 5900618 (IS5100Z/C33D61CE) (2006)
- 5900617 (IS5100Z/C33DCE) (2006)

## Motion Control Group

| REF NO. | PART NO.   | QTY. | DESCRIPTION                              |
|---------|------------|------|--|
| 1       | 5025011X6  | 6    | BOLT, 5/16-18 X 3/4" GD5                 |
| 2       | 5025011X8  | 6    | BOLT, 5/16-18 X 1" GD5 YZ                |
| 3       | 5025355    | 4    | NUT, M8-1.25 SERR. FLANGE, CZ            |
| 4       | 5025392    | 6    | NUT, 5/16-18 HEX NYLOCK FLANGE           |
| 5       | 5025327    | 4    | BOLT, 3/8-16 X 1-1/4 SHCS                |
| 6       | 5025096    | 4    | NUT, 3/8-16 HEX NYLON LOCK               |
| 7       | 5025139    | 10   | NUT, 5/16-18 HEX SERRATED FLANGE (LARGE) |
| 8       | 5025052X18 | 4    | BOLT, 5/16-18 X 2-1/4" GD5 TFL           |
| 9       | 5021397    | 2    | GROMMET, 1-1/4                           |
| 10      | 5025317    | 4    | NUT, 3/8-24 HEX, LH                      |
| 11      | 5021499    | 2    | BEARING, FLANGE                          |
| 12      | 5048531B   | 2    | WELD, PLATE, NEUTRAL CONTROL             |
| 13      | 5021124    | 2    | BALL JOINT, 3/8-24 MALE                  |
| 14      | 5025354    | 4    | NUT, M8-1.25 NYLON LOCK, CZ              |
| 15      | 5025156    | 6    | WASHER, 3/8" SAE                         |
| 16      | 5047137    | 2    | BOLT, 5/16-24 X 4.25" GD5 YZ             |
| 17      | 5022645    | 2    | SPRING, REVERSE RETURN                   |
| 18      | 5025155    | 4    | WASHER, 5/16" SAE                        |
| 19      | 5025045    | 2    | NUT, 5/16-24 HEX NYLON LOCK              |
| 20      | 5025033    | 2    | NUT, 5/16-24 HEX                         |
| 21      | 5020979    | 2    | CLEVIS, 5/16-24, PLASTIC                 |
| 22      | 5025213X8  | 2    | PIN, CLEVIS, 5/16" X 1                   |
| 23      | 5025203X10 | 2    | PIN, COTTER, 1/8" X 1-1/4                |
| 24      | 5025394    | 8    | NUT, 3/8-16 HEX NYLOCK FLANGE            |
| 25      | 5021098    | 2    | BEARING, BRONZE FLANGE, 3/4              |
| 26      | 5025391    | 2    | NUT, 1/4-20 HEX NYLOCK FLANGE            |
| 27      | 5025013X14 | 4    | BOLT, 3/8-16 X 1-3/4" GD5                |
| 28      | 5025011X10 | 2    | BOLT, 5/16-18 X 1-1/4" GD5 YZ            |
| 29      | 5022978    | 2    | DAMPENER                                 |
| 30      | 5025170    | 4    | WASHER, 5/16" LOCK                       |
| 31      | 5025335    | 4    | BOLT, M8-1.25 X 35MM, GD8.8              |
| 32      | 5022068    | 2    | GRIP, FOAM, 3/4" ID, 16" LONG            |
| 33      | 5047004    | 2    | MOUNT, CONTROL ARM                       |
| 34      | 5047410B   | 1    | WELD, HANDLE MOTION CONTROL, LH - RED    |
| 35      | 5047411B   | 1    | WELD, HANDLE MOTION CONTROL, RH - RED    |
| 36      | 5400712B   | 2    | CONTROL ROD, IS5000Z                     |
| 37      | 5022392    | 2    | ROD END, 3/8-24 LH FEMALE                |
| 38      | 5045863    | 2    | ARM, PUMP CONTROL (21 SERIES)            |
| 39      | 5046534    | 2    | LINK, ADJUSTABLE, SHORT                  |
| 40      | 5044933    | 2    | SPACER, .39 X .75 X .38                  |
| 41      | 5025013X16 | 2    | BOLT, 3/8-16 X 2" GD5 YZ                 |

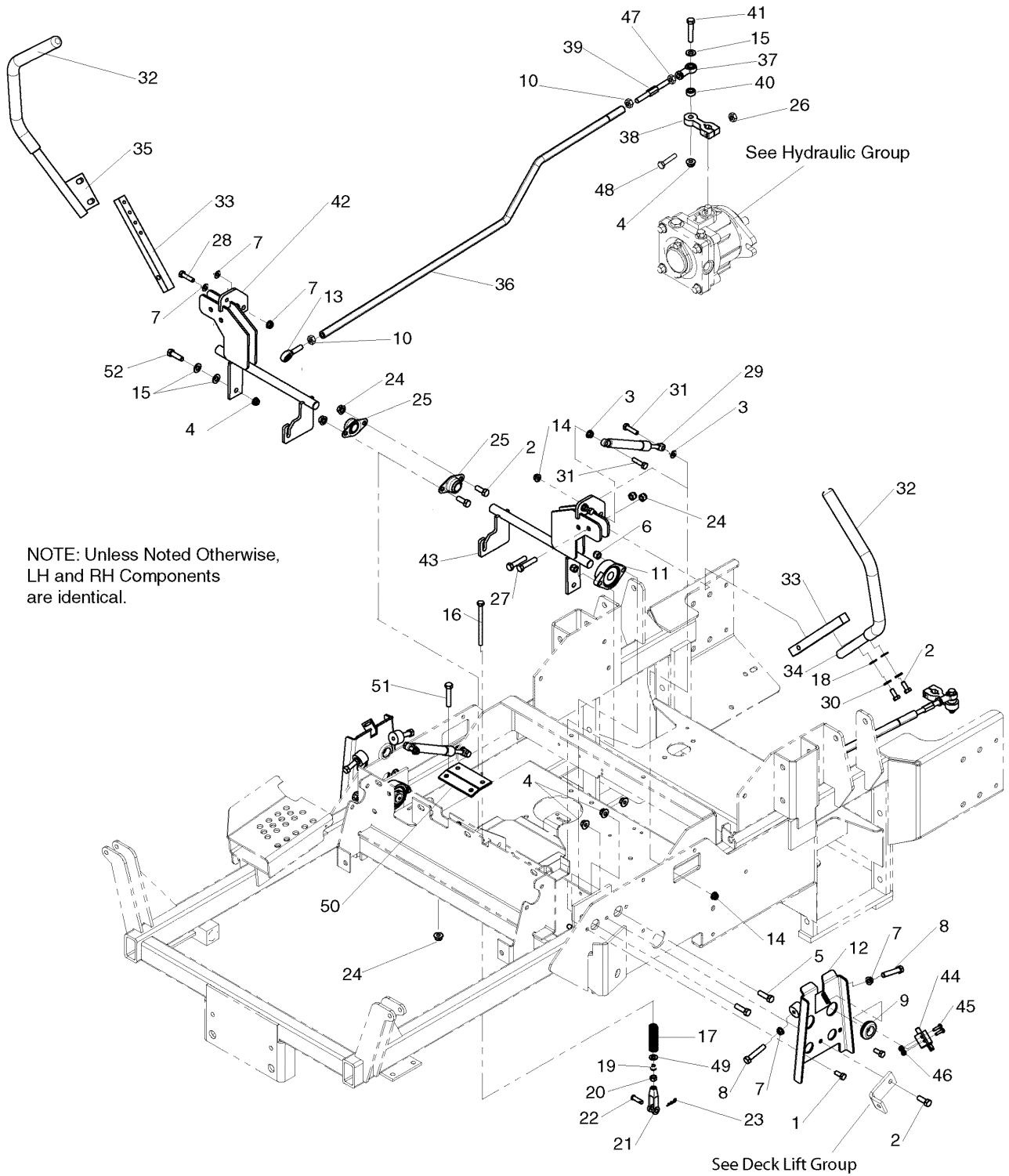
### Footnotes

The above parts group applies to the following Mfg. Nos.:

5900602 (IS5100Z/C33D) (2006)  
 5900618 (IS5100Z/C33D61CE) (2006)  
 5900617 (IS5100Z/C33DCE) (2006)

# Motion Control Group

**NOTE:** Unless noted otherwise, use the standard hardware torque specification chart.



**The above parts group applies to the following Mfg. Nos.:**

- 5900602 (IS5100Z/C33D) (2006)
- 5900618 (IS5100Z/C33D61CE) (2006)
- 5900617 (IS5100Z/C33DCE) (2006)

## **Motion Control Group**

---

| <b>REF NO.</b> | <b>PART NO.</b> | <b>QTY.</b> | <b>DESCRIPTION</b>                 |
|----------------|-----------------|-------------|------------------------------------|
| 42             | 5400686B        | 1           | WELD, CONTROL SHAFT - RH - RED     |
| 43             | 5400685B        | 1           | WELD, CONTROL SHAFT - LH - RED     |
| 44             | 5021451         | 2           | SWITCH, PLUNGER, N.O.              |
| 45             | 5025179X6       | 4           | SCREW, #10-24 X 3/4" ROUND SLOTTED |
| 46             | 5025271         | 4           | NUT, #10-24 HEX NYLON LOCK         |
| 47             | 5025035         | 2           | NUT, 3/8-24 HEX                    |
| 48             | 5025010X14      | 2           | BOLT, 1/4-20 X 1-3/4" GD5 YZ       |
| 49             | 5025337         | 2           | WASHER, 5/16" USS                  |
| 50             | 5047401B        | 1           | PLATE, RETURN TO NEUTRAL - RED     |
| 51             | 5025013X8       | 2           | BOLT, 3/8-16 X 1" GD5 YZ           |
| 52             | 5025013X12      | 2           | BOLT, 3/8-16 X 1-1/2" GD5 YZ       |

## **Footnotes**

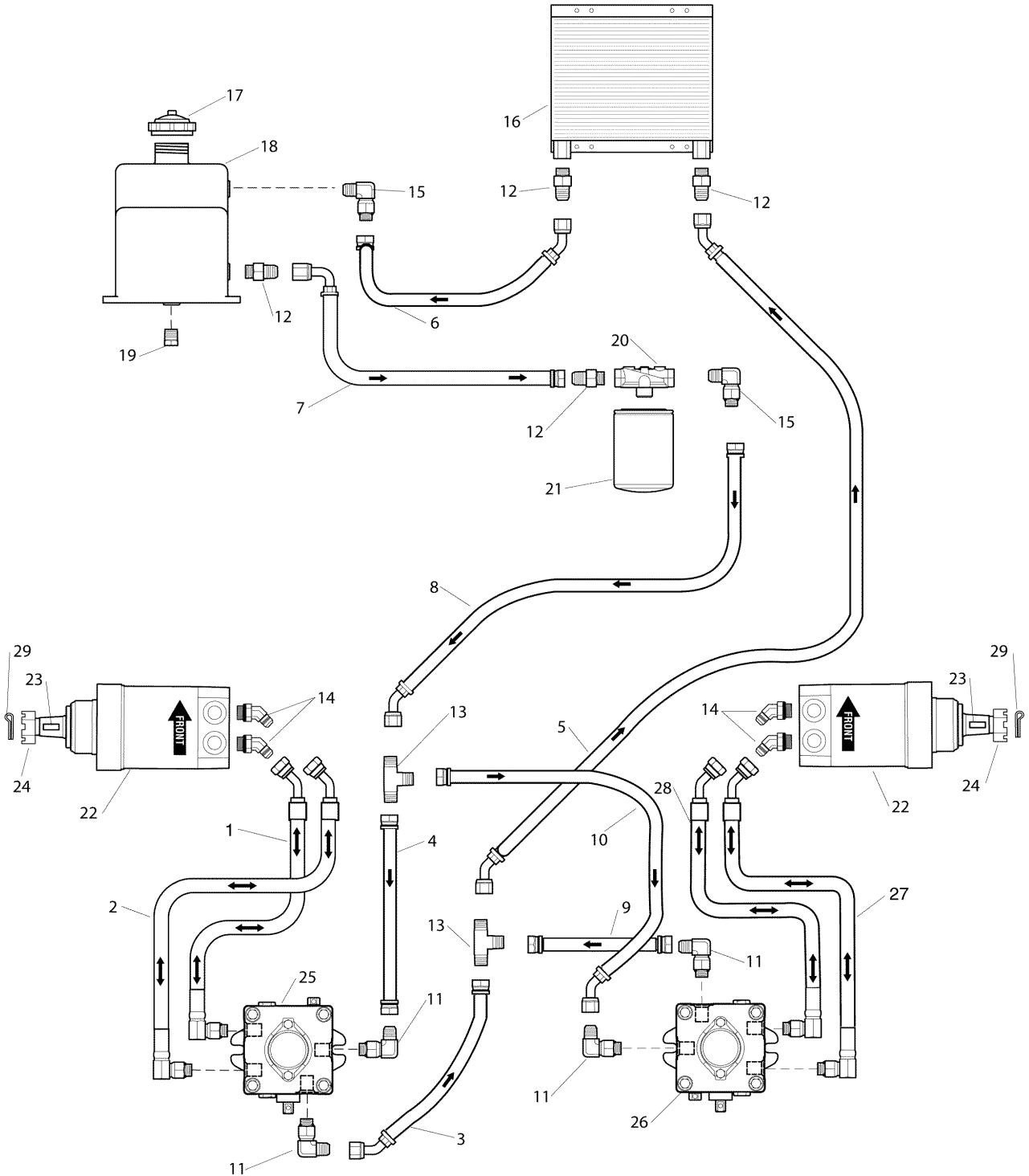
---

### **The above parts group applies to the following Mfg. Nos.:**

5900602 (IS5100Z/C33D) (2006)  
5900618 (IS5100Z/C33D61CE) (2006)  
5900617 (IS5100Z/C33DCE) (2006)

# Hydraulic Group

**NOTE:** Unless noted otherwise, use the standard hardware torque specification chart.



**The above parts group applies to the following Mfg. Nos.:**

- 5900602 (IS5100Z/C33D) (2006)
- 5900618 (IS5100Z/C33D61CE) (2006)
- 5900617 (IS5100Z/C33DCE) (2006)



## Hydraulic Group

| REF NO. | PART NO.   | QTY. | DESCRIPTION                             |
|---------|------------|------|---|
| 1       | 5100659    | 1    | HOSE ASSEMBLY (27) HP, 45 & 90 ENDS, LH |
| 2       | 5100662    | 1    | HOSE ASSEMBLY (29) HP, 45 & 90 ENDS LH  |
| 3       | 5401075    | 1    | HOSE ASSEMBLY (9) LP, ST & 45 ENDS      |
| 4       | 5401076    | 1    | HOSE ASSEMBLY (16.5) LP, ST & ST ENDS   |
| 5       | 5401077    | 1    | HOSE ASSEMBLY (64) LP, 45 & 45 ENDS     |
| 6       | 5401078    | 1    | HOSE ASSEMBLY (64) LP, ST & 45 ENDS     |
| 7       | 5401079    | 1    | HOSE ASSEMBLY (21.5) LP, ST & 90 ENDS   |
| 8       | 5401080    | 1    | HOSE ASSEMBLY (24.5) LP, ST & 45 ENDS   |
| 9       | 5401103    | 1    | HOSE ASSEMBLY (15) LP, ST & ST ENDS     |
| 10      | 5401104    | 1    | HOSE ASSEMBLY (7) LP, 4 ST & 45 ENDS    |
| 11      | 5022599    | 4    | FITTING, #8 JIC - #8 O-RING, 90 DEG.    |
| 12      | 5022601    | 4    | FITTING, #8 JIC - 1/2" NPT, STRAIGHT    |
| 13      | 5022604    | 2    | FITTING T JIC #8                        |
| 14      | 5022709    | 4    | FITTING, #8 JIC - #10 O-RING, 45 DEG.   |
| 15      | 5100311    | 2    | HYDRALIC FITTING, MALE ELBOW            |
| 16      | 5022377    | 1    | OIL COOLER 1.5" X 8.5" X 11             |
| 17      | 5022437    | 1    | CAP, 2-1/2" VENTED                      |
| 18      | 5045872    | 1    | HYDRAULIC RESERVIOR                     |
| 19      | 5020986    | 1    | PLUG, 1/2" NPT, SQUARE HEAD             |
| 20      | 5021356    | 1    | FILTER HEAD                             |
| 21      | 5021357    | 1    | FILTER, HYDRAULIC                       |
| 22      | 5022368    | 2    | WHEEL MOTOR, MB 25 SERIES               |
| 23      | 5022042X2  | 2    | KEY                                     |
| 24      | 5022042X3  | 2    | NUT, CASTLE, 1-20                       |
| 25      | 5023402    | 1    | PUMP, HYDROSTATIC - PW-1ACC             |
| 26      | 5023401    | 1    | PUMP, HYDROSTATIC - PW-1DCC             |
| 27      | 5100660    | 1    | HOSE ASSEMBLY (27) HP, 45 & 90 ENDS, RH |
| 28      | 5100661    | 1    | HOSE ASSEMBLY (29) HP, 45 & 90 ENDS RH  |
| 29      | 5025203X16 | 2    | PIN, COTTER, 1/8" X 2"                  |

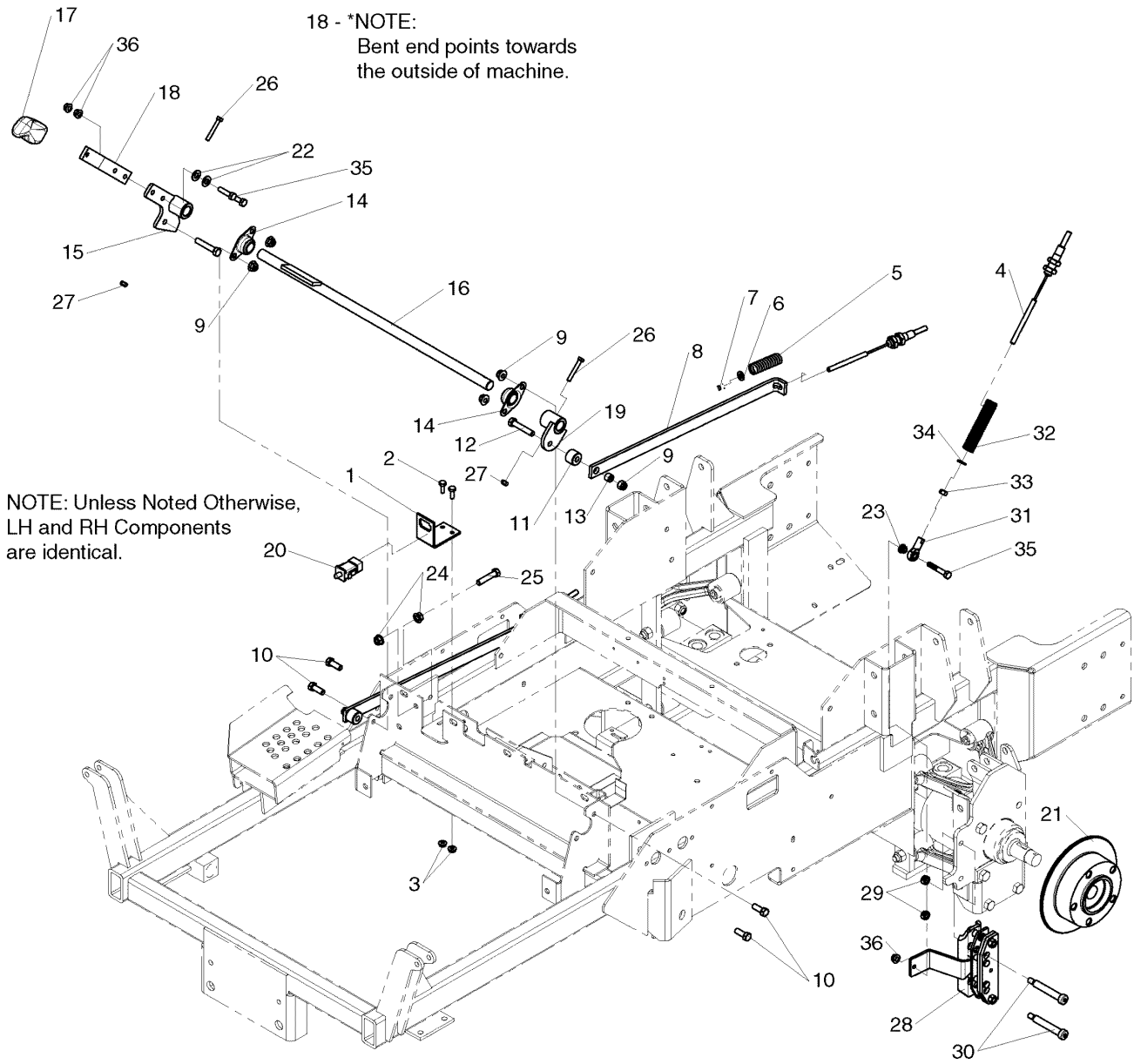
## Footnotes

The above parts group applies to the following Mfg. Nos.:

5900602 (IS5100Z/C33D) (2006)  
5900618 (IS5100Z/C33D61CE) (2006)  
5900617 (IS5100Z/C33DCE) (2006)

# Parking Brake Group

**NOTE:** Unless noted otherwise, use the standard hardware torque specification chart.



**The above parts group applies to the following Mfg. Nos.:**

5900618 (IS5100Z/C33D61CE) (2006)

5900602 (IS5100Z/C33D) (2006)

5900617 (IS5100Z/C33DCE) (2006)

## Parking Brake Group

| REF NO. | PART NO.   | QTY. | DESCRIPTION                              |
|---------|------------|------|--|
| 1       | 5400726B   | 1    | BRACKET, SWITCH MOUNT - RED              |
| 2       | 5025010X6  | 2    | BOLT, 1/4-20 X 3/4" GD5 YZ               |
| 3       | 5025126    | 2    | NUT, 1/4-20 HEX SERR. FLANGE             |
| 4       | 5023324    | 2    | CABLE, PARKING BRAKE                     |
| 5       | 5022361    | 2    | SPRING, BRAKE                            |
| 6       | 5025155    | 4    | WASHER, 5/16" SAE                        |
| 7       | 5025045    | 2    | NUT, 5/16-24 HEX NYLON LOCK              |
| 8       | 5400804B   | 2    | BRAKE, CABLE LINK - RED                  |
| 9       | 5025394    | 6    | NUT, 3/8-16 HEX NYLOCK FLANGE            |
| 10      | 5025013X6  | 4    | BOLT, 3/8-16 X 3/4" GD5 YZ               |
| 11      | 5043815    | 2    | SPACER, .39 X 1.00 X .75                 |
| 12      | 5025013X16 | 2    | BOLT, 3/8-16 X 2" GD5 YZ                 |
| 13      | 5041930    | 2    | SPACER, .38 X .50 X .27                  |
| 14      | 5021098    | 2    | BEARING, BRONZE FLANGE, 3/4              |
| 15      | 5400723B   | 1    | WELD, PIVOT HANDLE MOUNT - RED           |
| 16      | 5400739B   | 1    | WELD, SHAFT BRAKE LEVER - RED            |
| 17      | 5100171    | 1    | GRIP, BLACK FLEXIBLE                     |
| 18      | 5045619B   | 1    | HANDLE, BRAKE LEVER                      |
| 19      | 5045618B   | 1    | PIVOT, LINKAGE MOUNT WELDMENT            |
| 20      | 5022182    | 1    | SWITCH, PLUNGER, NO/NC SNAP-IN           |
| 21      | 5023300    | 2    | HUB, BRAKE                               |
| 22      | 5025156    | 6    | WASHER, 3/8" SAE                         |
| 23      | 5025127    | 2    | NUT, 5/16-18 HEX SERRATED FLANGE (SMALL) |
| 24      | 5025128    | 2    | NUT, 3/8-16 HEX SERRATED FLANGE          |
| 25      | 5025058X16 | 1    | BOLT, 3/8-16 X 2" GD5 TFL CZ             |
| 26      | 5025010X12 | 2    | BOLT, 1/4-20 X 1-1/2", GD5               |
| 27      | 5025287    | 2    | NUT, 1/4-20 HEX SIDE LOCK                |
| 28      | 5023299    | 2    | CALIPER, MECHANICAL                      |
| 29      | 5025100    | 4    | NUT, 3/8-16 HEX SIDE LOCK                |
| 30      | 5025400    | 4    | BOLT, 3/8-16 x 2-3/4", 1/2" SHOULDER     |
| 31      | 5021146    | 2    | BALL JOINT, 5/16-24, FEMALE              |
| 32      | 5023320    | 2    | SPRING, COMPRESSION                      |
| 33      | 5025033    | 2    | NUT, 5/16-24 HEX                         |
| 34      | 5025337    | 2    | WASHER, 5/16" USS                        |
| 35      | 5025011X8  | 4    | BOLT, 5/16-18 X 1" GD5 YZ                |
| 36      | 5025392    | 4    | NUT, 5/16-18 HEX NYLOCK FLANGE           |

## Footnotes

The above parts group applies to the following Mfg. Nos.:

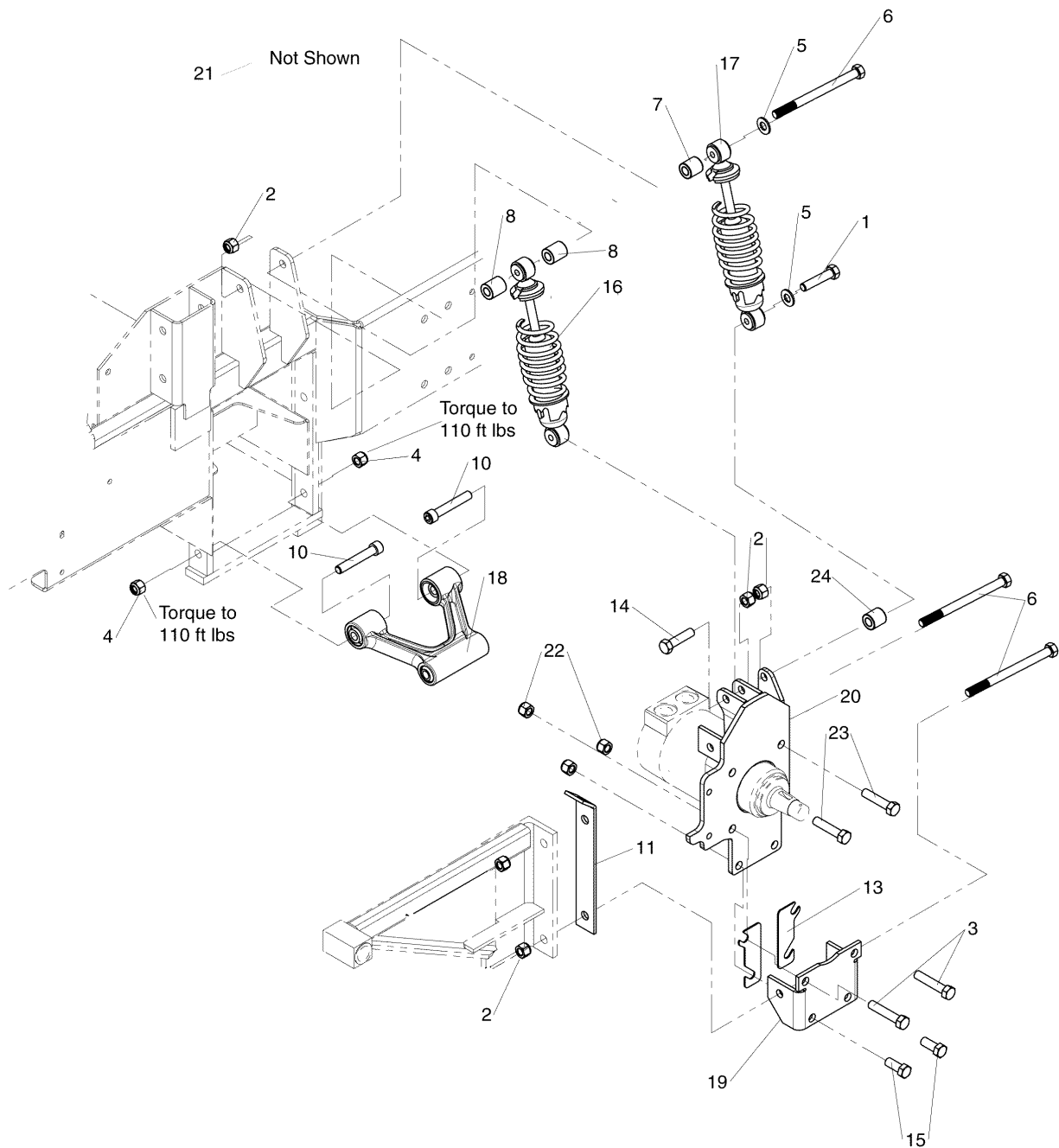
5900618 (IS5100Z/C33D61CE) (2006)

5900602 (IS5100Z/C33D) (2006)

5900617 (IS5100Z/C33DCE) (2006)

## Rear Suspension Group

NOTE: Unless noted otherwise,  
use the standard hardware torque  
specification chart.



The above parts group applies to the following Mfg. Nos.:

- 5900602 (IS5100Z/C33D) (2006)
- 5900618 (IS5100Z/C33D61CE) (2006)
- 5900617 (IS5100Z/C33DCE) (2006)

## Rear Suspension Group

| REF NO. | PART NO.   | QTY. | DESCRIPTION  |
|---------|------------|------|--|
| 1       | 5025017X18 | 2    | BOLT, 1/2-13 X 2-1/4" GD5 YZ                         |
| 2       | 5025332    | 10   | NUT, 1/2-13 HEX SIDE LOCK                            |
| 3       | 5025018X24 | 4    | BOLT, 1/2-20 X 3" GD5 YZ                             |
| 4       | 5025396    | 8    | NUT, 1/2-13 HEX NYLOCK FLANGE (Torque to 110 ft lbs) |
| 5       | 5025158    | 4    | WASHER, 1/2" SAE                                     |
| 6       | 5025017X52 | 6    | BOLT, 1/2-13 X 6-1/2" GD8 YZ                         |
| 7       | 5049777    | 2    | SPACER, .52 X 1.00 X 1.00                            |
| 8       | 5061781    | 4    | SPACER, .52 X 1.00 X 1.15                            |
| 9       | 5020095    | 2    | GREASE FITTING, 1/4-28 STRAIGHT (not shown)          |
| 10      | 5025294    | 8    | BOLT, 1/2-13 X 3" ALLEN HEAD                         |
| 11      | 5400802B   | 1    | SHIM, CABLE ANCHOR - LH - RED                        |
| 12      | 5400803B   | 1    | SHIM, CABLE ANCHOR, RH - RED (not shown)             |
| 13      | 5100332    | 4    | SHIM, CAMBER - PLATED                                |
| 14      | 5025017X16 | 2    | BOLT, 1/2-13 X 2" GD5 YZ                             |
| 15      | 5025018X14 | 4    | BOLT, 1/2-20 X 1-3/4" GD5 YZ                         |
| 16      | 5023384    | 2    | SHOCK, REAR, IS4500                                  |
| 17      | 5100355    | 2    | SHOCK/SPRING ASSEMBLY, IS5000 (2006)                 |
| 18      | 5061178    | 4    | ASSM, CAST A-ARM                                     |
| 19      | 5400880B   | 2    | MOUNT, A-ARM ADJUSTABLE - RED                        |
| 20      | 5400874B   | 1    | WELD, MOTOR MOUNT, LH - RED                          |
| 21      | 5400873B   | 1    | WELD, MOTOR MOUNT, RH - RED (not shown)              |
| 22      | 5025098    | 12   | NUT, 1/2-20 HEX NYLON LOCK                           |
| 23      | 5025018X20 | 4    | BOLT, 1/2-20 X 2-1/2" GD5 YZ                         |
| 24      | 5044609    | 2    | SPACER, .52 X 1.00 X .38                             |

## Footnotes

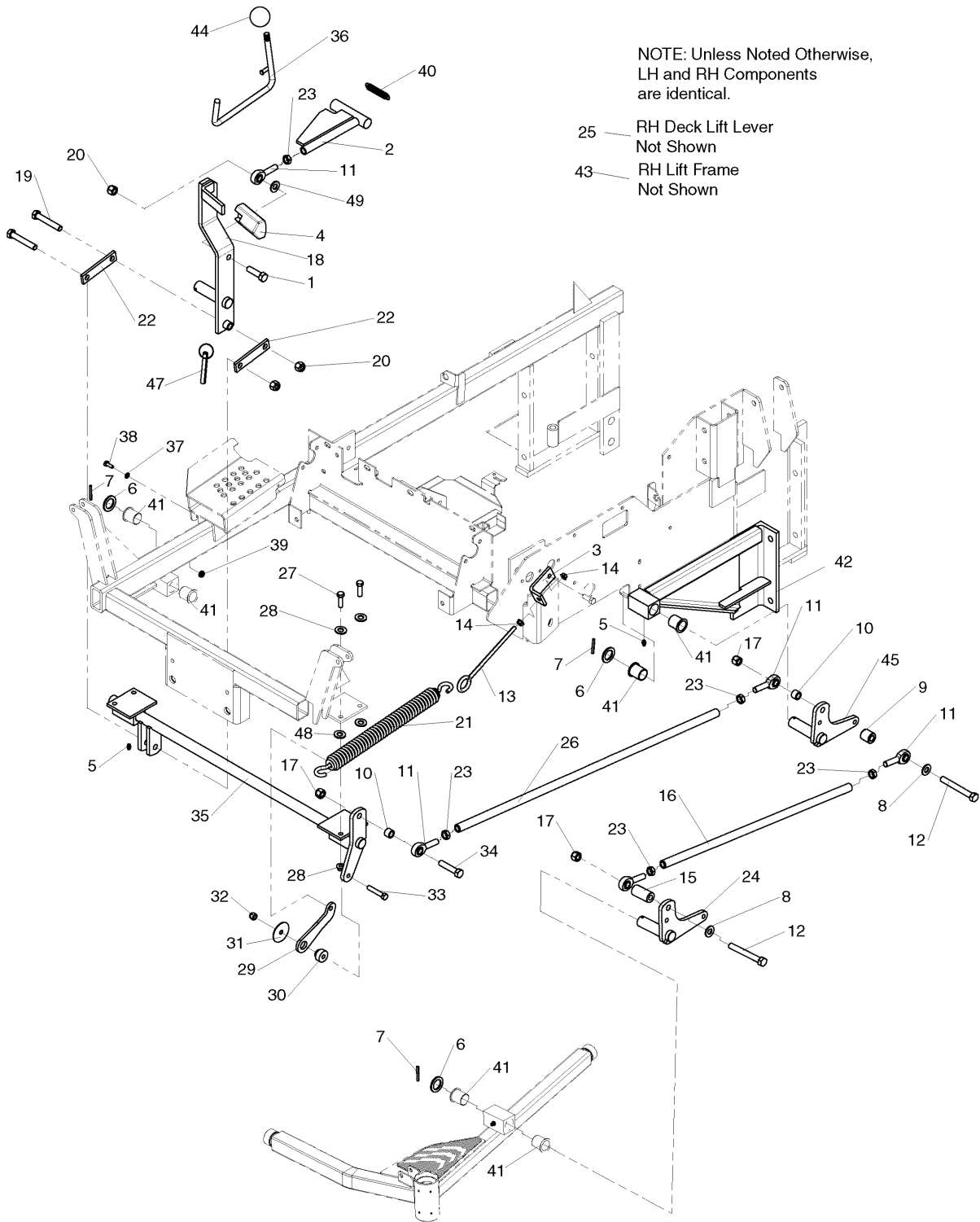
---

### The above parts group applies to the following Mfg. Nos.:

5900602 (IS5100Z/C33D) (2006)  
5900618 (IS5100Z/C33D61CE) (2006)  
5900617 (IS5100Z/C33DCE) (2006)

## Deck Lift Group (S/N: 2000729893 & Below)

NOTE: Unless noted otherwise,  
use the standard hardware torque  
specification chart.



The above parts group applies to the following Mfg. Nos.:

5900617 (IS5100Z/C33DCE) (2006)

5900602 (IS5100Z/C33D) (2006)

5900618 (IS5100Z/C33D61CE) (2006)

**Deck Lift Group (S/N: 2000729893 & Below)**

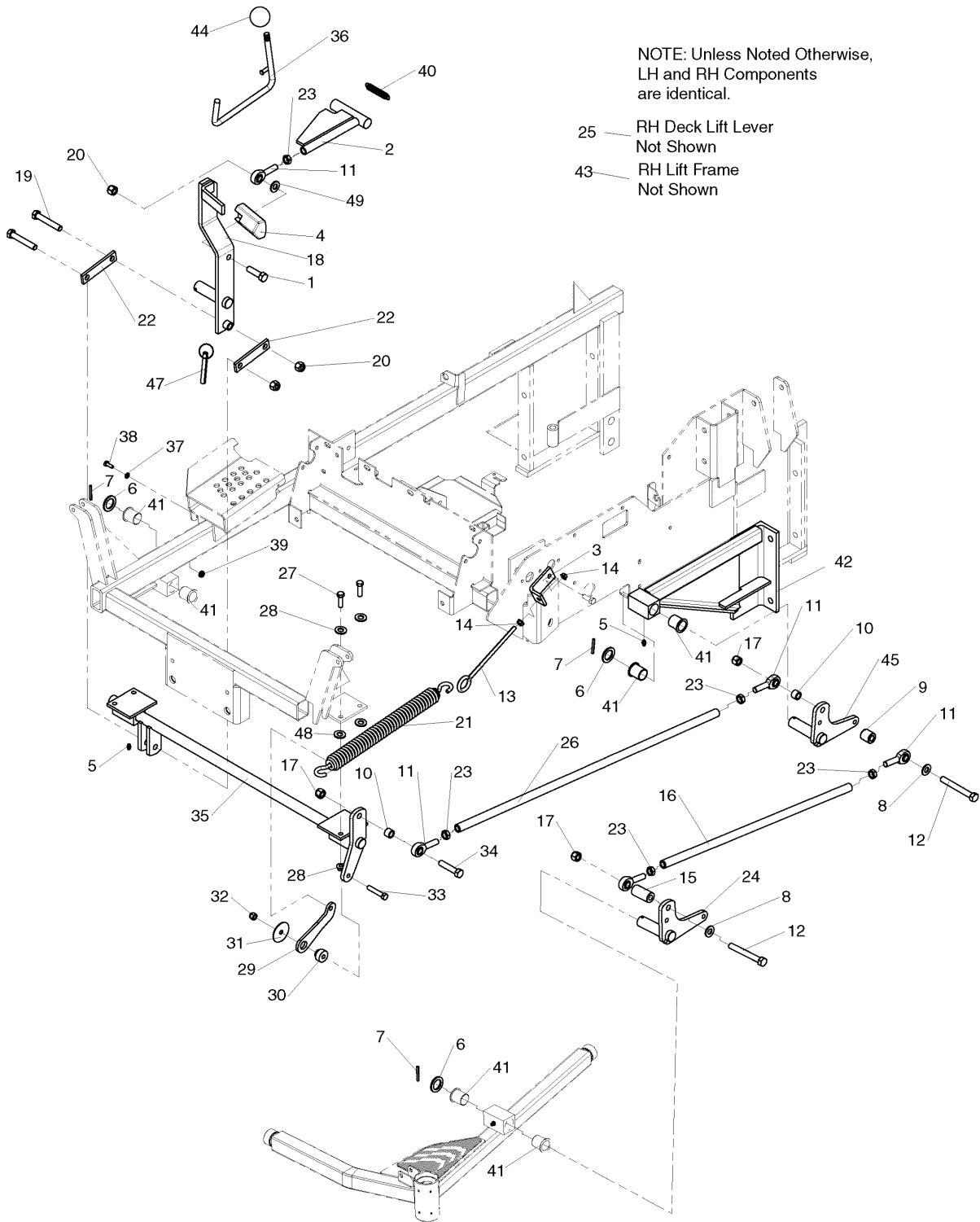
| REF NO. | PART NO.   | QTY. | DESCRIPTION                           |
|---------|------------|------|---------------------------------------|
| 1       | 5025018X14 | 1    | BOLT, 1/2-20 X 1-3/4" GD5 YZ          |
| 2       | 5061119B   | 1    | WELD, DECK ADJUST LINK                |
| 3       | 5061355B   | 2    | ANCHOR, EYEBOLT                       |
| 4       | 1715834    | 1    | RUBBER, FOOT PEDAL                    |
| 5       | 5020095    | 4    | GREASE FITTING, 1/4-28 STRAIGHT       |
| 6       | 5020929    | 5    | SHIM, 1.0 X 1.5 X 0.125               |
| 7       | 5025516    | 5    | PIN, ROLL, 3/16" X 1-1/2" PLN.        |
| 8       | 5025440    | 4    | WASHER, 1/2" GD9 YZ                   |
| 9       | 5049777    | 2    | SPACER, .52 X 1.00 X 1.00             |
| 10      | 5047027    | 4    | SPACER, .51 X .75 X .56               |
| 11      | 5022434    | 9    | BALL JOINT, 1/2-20, MALE              |
| 12      | 5025017X32 | 4    | BOLT, 1/2-13 X 4" GD5 YZ              |
| 13      | 5021811    | 2    | EYE BOLT, 3/8-16 X 8", 1" EYE         |
| 14      | 5025034    | 4    | NUT, 3/8-16 HEX                       |
| 15      | 5061781    | 2    | SPACER, .52 X 1.00 X 1.15             |
| 16      | 5061350    | 2    | ROD, DECK LIFT OUTER                  |
| 17      | 5025056    | 6    | NUT, 1/2-13 HEX NYLON LOCK            |
| 18      | 5400327B   | 1    | WELD, DECK LIFT PEDAL - RED           |
| 19      | 5025018X24 | 2    | BOLT, 1/2-20 X 3" GD5 YZ              |
| 20      | 5025098    | 3    | NUT, 1/2-20 HEX NYLON LOCK            |
| 21      | 5023392    | 2    | SPRING, DECK LIFT ASSIST              |
| 22      | 5044994B   | 2    | LINK, DECK LIFT - RED                 |
| 23      | 5025089    | 9    | NUT, 1/2-20 HEX JAM                   |
| 24      | 5061358B   | 1    | WELD, DECK LIFT LEVER, LH             |
| 25      | 5061357B   | 1    | WELD, DECK LIFT LEVER, RH (not shown) |
| 26      | 5061349    | 2    | ROD, DECK LIFT INNER                  |
| 27      | 5025013X10 | 4    | BOLT, 3/8-16 X 1-1/4" GD5             |
| 28      | 5025394    | 6    | NUT, 3/8-16 HEX NYLOCK FLANGE         |
| 29      | 5061224B   | 2    | LINK, SPRING                          |
| 30      | 5061227    | 2    | BUSHING, DECK PIVOT                   |
| 31      | 5025326    | 2    | WASHER, .39 X 2.00 X X .14            |
| 32      | 5025156    | 6    | WASHER, 3/8" SAE                      |
| 33      | 5025013X16 | 2    | BOLT, 3/8-16 X 2" GD5 YZ              |
| 34      | 5025017X18 | 2    | BOLT, 1/2-13 X 2-1/4" GD5 YZ          |
| 35      | 5400924B   | 1    | WELD, LIFT SHAFT, IS5000Z - RED       |
| 36      | 5061116B   | 1    | WELD, ROD DECK LIFT                   |
| 37      | 5025155    | 2    | WASHER, 5/16" SAE                     |
| 38      | 5025011X6  | 2    | BOLT, 5/16-18 X 3/4" GD5              |
| 39      | 5025392    | 2    | NUT, 5/16-18 HEX NYLOCK FLANGE        |
| 40      | 5020639    | 1    | SPRING, EXTENSION                     |
| 41      | 5023343    | 10   | BUSHING, 1.00 X 1.13 X 1.38, PLASTIC  |

**Footnotes****The above parts group applies to the following Mfg. Nos.:**

5900617 (IS5100Z/C33DCE) (2006)  
5900602 (IS5100Z/C33D) (2006)  
5900618 (IS5100Z/C33D61CE) (2006)

## Deck Lift Group (S/N: 2000729893 & Below)

NOTE: Unless noted otherwise, use the standard hardware torque specification chart.



The above parts group applies to the following Mfg. Nos.:

5900617 (IS5100Z/C33DCE) (2006)

5900602 (IS5100Z/C33D) (2006)

5900618 (IS5100Z/C33D61CE) (2006)



**Deck Lift Group (S/N: 2000729893 & Below)**

---

| <b>REF NO.</b> | <b>PART NO.</b> | <b>QTY.</b> | <b>DESCRIPTION</b>                          |
|----------------|-----------------|-------------|---|
| 42             | 5300038         | 1           | ASSM, REAR DECK LIFT LH                     |
| 43             | 5300039         | 1           | ASSM, REAR DECK LIFT RH (not shown)         |
| 44             | 5021733         | 1           | KNOB, PLASTIC, 1/2-13                       |
| 45             | 5401094B        | 1           | WELD, DECK LIFT LEVER, LH - RED             |
| 46             | 5401093B        | 1           | WELD, DECK LIFT LEVER, RH - RED (not shown) |
| 47             | 5022045         | 1           | PIN, COTTERLESS                             |
| 48             | 5025293         | 4           | WASHER, 3/8" GD.9 FLAT                      |
| 49             | 5025158         | 1           | WASHER, 1/2" SAE                            |

---

**Footnotes**

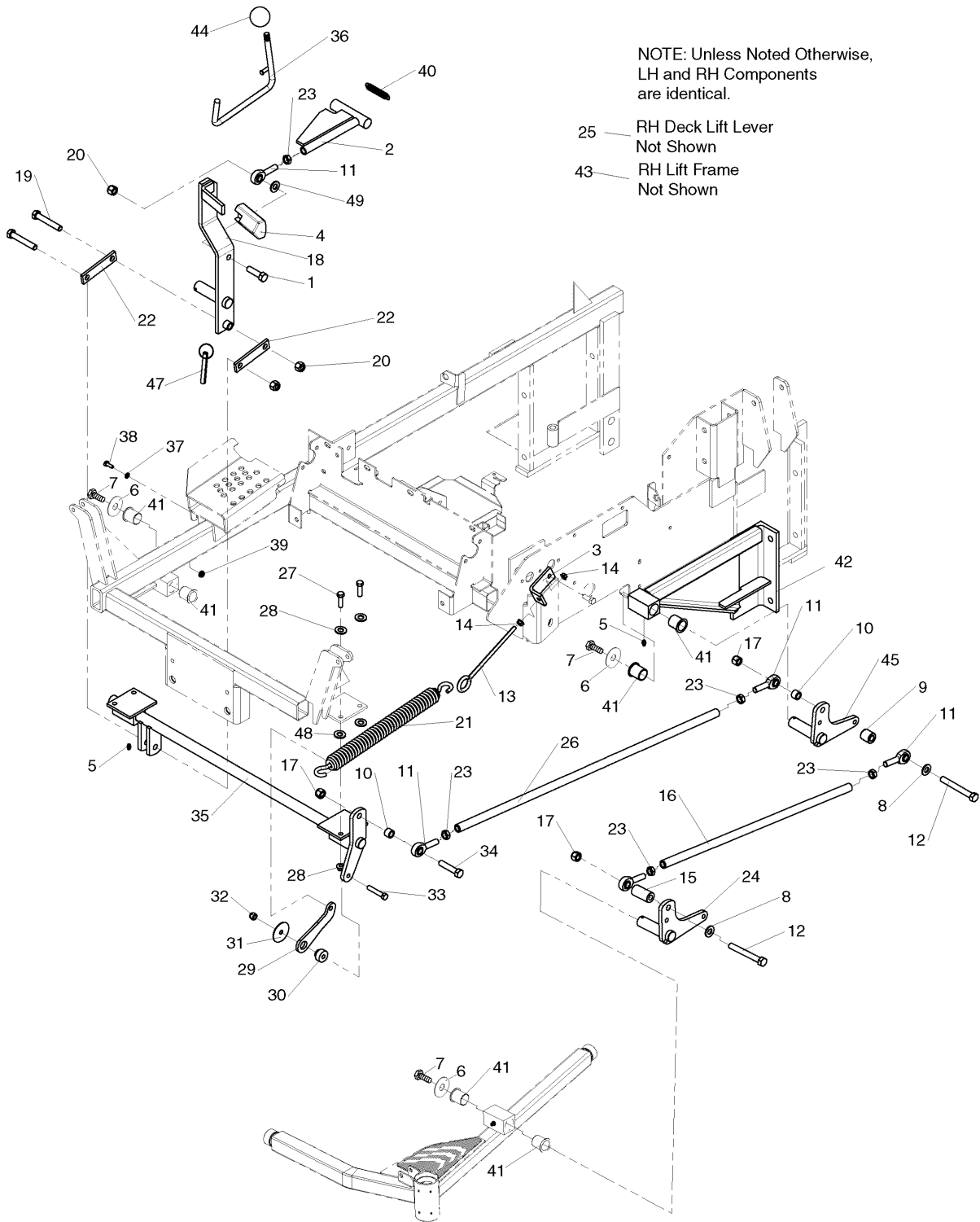
---

**The above parts group applies to the following Mfg. Nos.:**

- 5900617 (IS5100Z/C33DCE) (2006)
- 5900602 (IS5100Z/C33D) (2006)
- 5900618 (IS5100Z/C33D61CE) (2006)

## Deck Lift Group (S/N: 2000729894 & Above)

NOTE: Unless noted otherwise, use the standard hardware torque specification chart.



The above parts group applies to the following Mfg. Nos.:

- 5900602 (IS5100Z/C33D) (2006)
- 5900617 (IS5100Z/C33DCE) (2006)
- 5900618 (IS5100Z/C33D61CE) (2006)

**Deck Lift Group (S/N: 2000729894 & Above)**

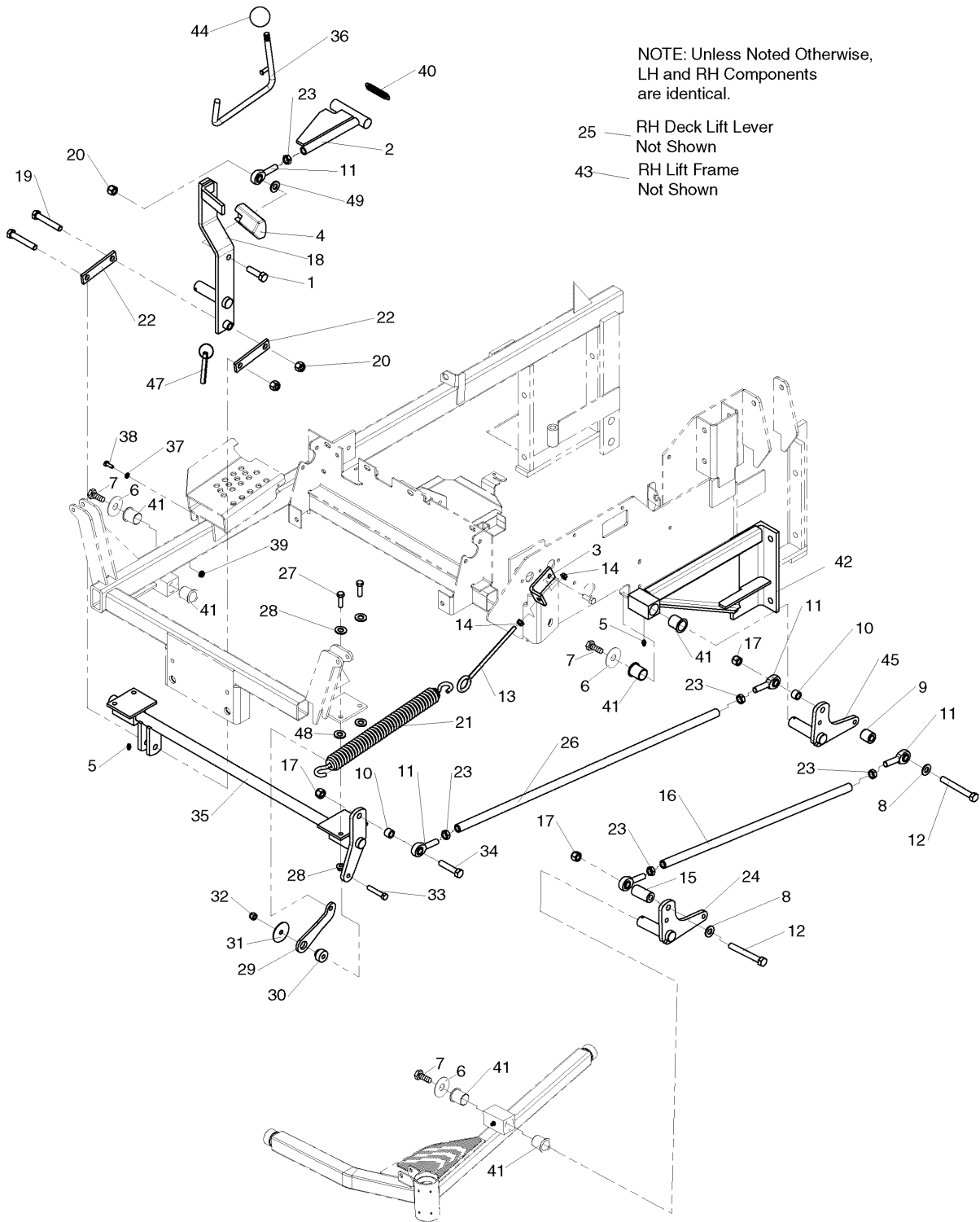
| REF NO. | PART NO.   | QTY. | DESCRIPTION                            |
|---------|------------|------|--|
| 1       | 5025018X14 | 1    | BOLT, 1/2-20 X 1-3/4" GD5 YZ           |
| 2       | 5061119B   | 1    | WELD, DECK ADJUST LINK                 |
| 3       | 5061355B   | 2    | ANCHOR, EYEBOLT                        |
| 4       | 1715834    | 1    | RUBBER, FOOT PEDAL                     |
| 5       | 5020095    | 4    | GREASE FITTING, 1/4-28 STRAIGHT        |
| 6       | 5100548    | 5    | WASHER, .390 X 1.50 X .109             |
| 7       | 5025443    | 5    | BOLT, 3/8-16 X 3/4, GD5, YZ WITH PATCH |
| 8       | 5025440    | 4    | WASHER, 1/2" GD9 YZ                    |
| 9       | 5049777    | 2    | SPACER, .52 X 1.00 X 1.00              |
| 10      | 5047027    | 4    | SPACER, .51 X .75 X .56                |
| 11      | 5022434    | 9    | BALL JOINT, 1/2-20, MALE               |
| 12      | 5025017X32 | 4    | BOLT, 1/2-13 X 4" GD5 YZ               |
| 13      | 5021811    | 2    | EYE BOLT, 3/8-16 X 8", 1" EYE          |
| 14      | 5025034    | 4    | NUT, 3/8-16 HEX                        |
| 15      | 5061781    | 2    | SPACER, .52 X 1.00 X 1.15              |
| 16      | 5061350    | 2    | ROD, DECK LIFT OUTER                   |
| 17      | 5025056    | 6    | NUT, 1/2-13 HEX NYLON LOCK             |
| 18      | 5402813B   | 1    | WELD, DECK LIFT PEDAL - RED            |
| 19      | 5025018X24 | 2    | BOLT, 1/2-20 X 3" GD5 YZ               |
| 20      | 5025098    | 3    | NUT, 1/2-20 HEX NYLON LOCK             |
| 21      | 5023392    | 2    | SPRING, DECK LIFT ASSIST               |
| 22      | 5044994B   | 2    | LINK, DECK LIFT - RED                  |
| 23      | 5025089    | 9    | NUT, 1/2-20 HEX JAM                    |
| 24      | 5401671B   | 1    | WELD, DECK LIFT LEVER, LH              |
| 25      | 5401672B   | 1    | WELD, DECK LIFT LEVER, RH (not shown)  |
| 26      | 5061349    | 2    | ROD, DECK LIFT INNER                   |
| 27      | 5025013X10 | 4    | BOLT, 3/8-16 X 1-1/4" GD5              |
| 28      | 5025394    | 6    | NUT, 3/8-16 HEX NYLOCK FLANGE          |
| 29      | 5061224B   | 2    | LINK, SPRING                           |
| 30      | 5061227    | 2    | BUSHING, DECK PIVOT                    |
| 31      | 5025326    | 2    | WASHER, .39 X 2.00 X X .14             |
| 32      | 5025156    | 6    | WASHER, 3/8" SAE                       |
| 33      | 5025013X16 | 2    | BOLT, 3/8-16 X 2" GD5 YZ               |
| 34      | 5025017X18 | 2    | BOLT, 1/2-13 X 2-1/4" GD5 YZ           |
| 35      | 5400924B   | 1    | WELD, LIFT SHAFT, IS5000Z - RED        |
| 36      | 5061116B   | 1    | WELD, ROD DECK LIFT                    |
| 37      | 5025155    | 2    | WASHER, 5/16" SAE                      |
| 38      | 5025011X6  | 2    | BOLT, 5/16-18 X 3/4" GD5               |
| 39      | 5025392    | 2    | NUT, 5/16-18 HEX NYLOCK FLANGE         |
| 40      | 5020639    | 1    | SPRING, EXTENSION                      |
| 41      | 5023343    | 10   | BUSHING, 1.00 X 1.13 X 1.38, PLASTIC   |

**Footnotes****The above parts group applies to the following Mfg. Nos.:**

5900602 (IS5100Z/C33D) (2006)  
5900617 (IS5100Z/C33DCE) (2006)  
5900618 (IS5100Z/C33D61CE) (2006)

## Deck Lift Group (S/N: 2000729894 & Above)

NOTE: Unless noted otherwise, use the standard hardware torque specification chart.



The above parts group applies to the following Mfg. Nos.:

- 5900602 (IS5100Z/C33D) (2006)
- 5900617 (IS5100Z/C33DCE) (2006)
- 5900618 (IS5100Z/C33D61CE) (2006)

**Deck Lift Group (S/N: 2000729894 & Above)**

---

| REF NO. | PART NO. | QTY. | DESCRIPTION                                 |
|---------|----------|------|---|
| 42      | 5300038  | 1    | ASSM, REAR DECK LIFT LH                     |
| 43      | 5300039  | 1    | ASSM, REAR DECK LIFT RH (not shown)         |
| 44      | 5021733  | 1    | KNOB, PLASTIC, 1/2-13                       |
| 45      | 5402812B | 1    | WELD, DECK LIFT LEVER, LH - RED             |
| 46      | 5402811B | 1    | WELD, DECK LIFT LEVER, RH - RED (not shown) |
| 47      | 5022045  | 1    | PIN, COTTERLESS                             |
| 48      | 5025293  | 4    | WASHER, 3/8" GD.9 FLAT                      |
| 49      | 5025158  | 1    | WASHER, 1/2" SAE                            |

**Footnotes**

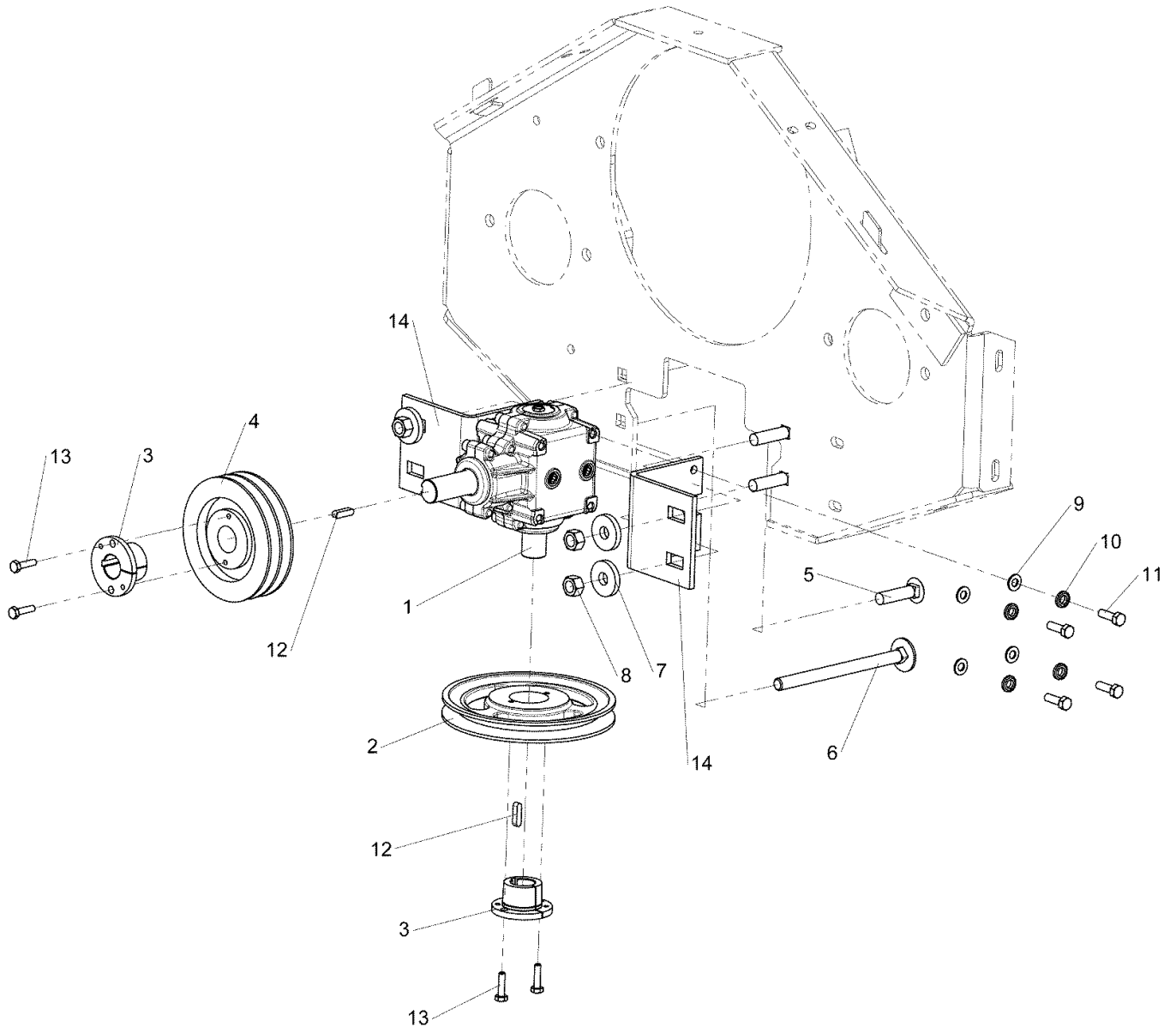
---

**The above parts group applies to the following Mfg. Nos.:**

- 5900602 (IS5100Z/C33D) (2006)
- 5900617 (IS5100Z/C33DCE) (2006)
- 5900618 (IS5100Z/C33D61CE) (2006)

## Gearbox Group

**NOTE:** Unless noted otherwise,  
use the standard hardware torque  
specification chart.



**The above parts group applies to the following Mfg. Nos.:**

- 5900602 (IS5100Z/C33D) (2006)
- 5900617 (IS5100Z/C33DCE) (2006)
- 5900618 (IS5100Z/C33D61CE) (2006)

## **Gearbox Group**

---

| <b>REF NO.</b> | <b>PART NO.</b> | <b>QTY.</b> | <b>DESCRIPTION</b>           |
|----------------|-----------------|-------------|------------------------------|
| 1              | 5022378         | 1           | GEARBOX, RIGHT ANGLE, 1:1    |
| 2              | 5022794         | 1           | PULLEY, SPINDLE, BH72        |
| 3              | 5020819         | 2           | BUSHING, TAPERED HUB         |
| 4              | 5022908         | 1           | PULLEY, GEARBOX INPUT        |
| 5              | 5025324X16      | 3           | BOLT, 1/2-13 X 2", CARRIAGE  |
| 6              | 5025334         | 1           | BOLT, 1/2-13 X 7", CARRIAGE  |
| 7              | 5044913         | 3           | WASHER, FRAME RETAINING      |
| 8              | 5025056         | 4           | NUT, 1/2-13 HEX NYLON LOCK   |
| 9              | 5025155         | 8           | WASHER, 5/16" SAE            |
| 10             | 5025170         | 8           | WASHER, 5/16" LOCK           |
| 11             | 5025011X8       | 8           | BOLT, 5/16-18 X 1" GD5 YZ    |
| 12             | 5100039         | 2           | KEY, .250 SQ. X 1, ROUND END |
| 13             | 5025010X8       | 4           | BOLT, 1/4-20 X 1", GD5       |
| 14             | 5046349B        | 2           | WELD, MOUNT, GEAR BOX - RED  |

## **Footnotes**

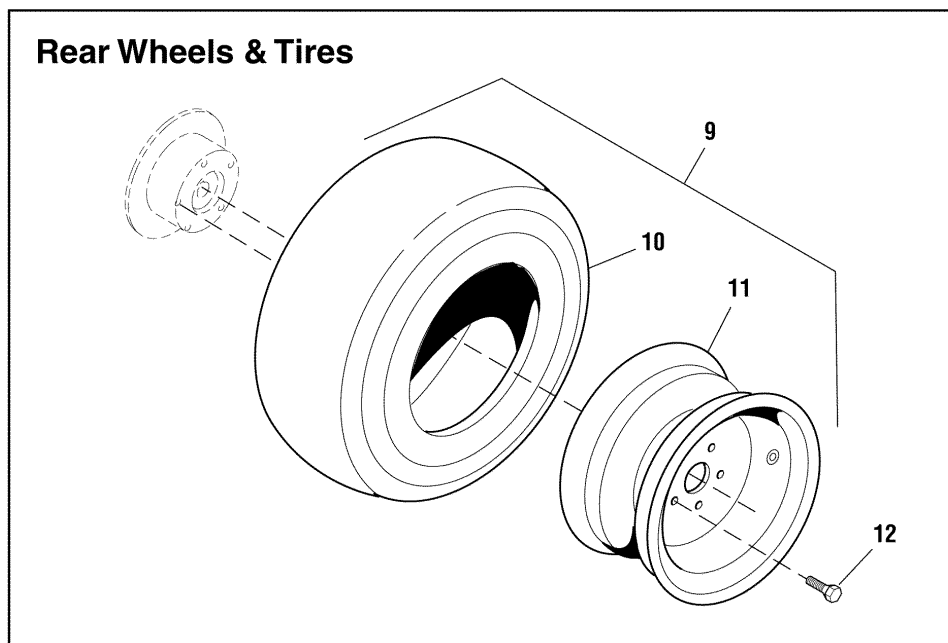
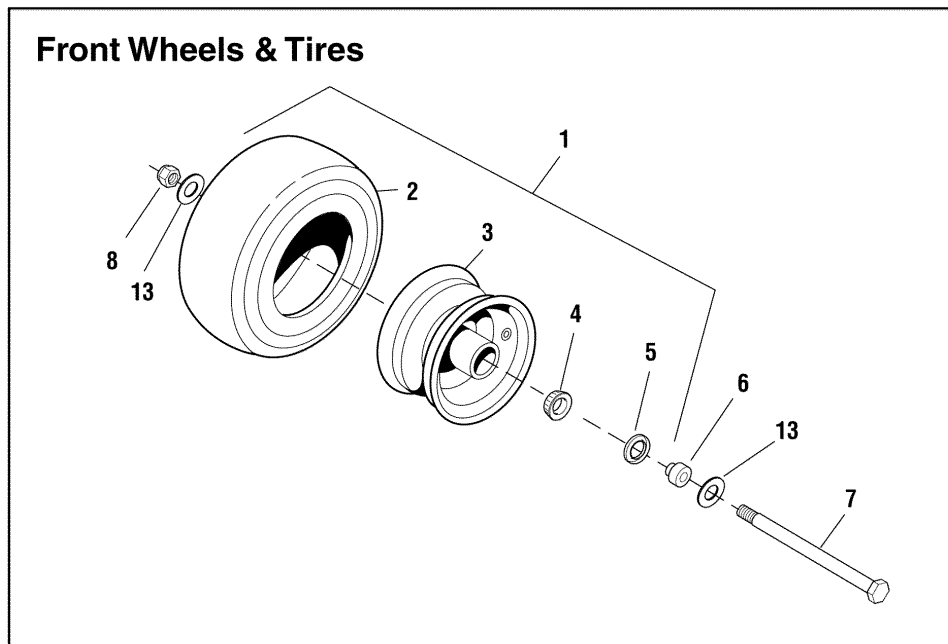
---

### **The above parts group applies to the following Mfg. Nos.:**

5900602 (IS5100Z/C33D) (2006)  
5900617 (IS5100Z/C33DCE) (2006)  
5900618 (IS5100Z/C33D61CE) (2006)

## Wheels & Tires Group

NOTE: Unless noted otherwise,  
use the standard hardware torque  
specification chart.



The above parts group applies to the following Mfg. Nos.:

5900617 (IS5100Z/C33DCE) (2006)

5900602 (IS5100Z/C33D) (2006)

5900618 (IS5100Z/C33D61CE) (2006)



## **Wheels & Tires Group**

| <b>REF NO.</b> | <b>PART NO.</b> | <b>QTY.</b> | <b>DESCRIPTION</b>  |
|----------------|-----------------|-------------|---|
| 1              | 5023136         | 2           | TIRE ASSY, 13 X 6.5 SILVER (Includes Ref No. 2 - 5)                       |
| 2              | 5022577         | 2           | TIRE, Front, 13 x 6.5 x 6   |
| 3              | 5023136X1       | 2           | WHEEL ASSEMBLY, for 13 x 6.5 x 6 Tires, Complete (Includes Ref No. 4 & 5) |
| 4              | 5022631SX2      | 4           | BEARING, Taper Roller (2 per tire)  |
| 5              | 5022631SX3      | 4           | GREASE SEAL (2 per tire)  |
| 6              | 5047103         | 4           | ADAPTER, CASTER AXLE (2 per tire)   |
| 7              | 5025017X72      | 2           | BOLT, 1/2-13 X 9" GD5 YZ  |
| 8              | 5025056         | 2           | NUT, 1/2-13 HEX NYLON LOCK  |
| 9              | 5023363         | 2           | TIRE ASSM, 26X12.00-12, SOLID (Includes Ref No. 10 & 11)                  |
| 10             | 5023152X1       | 2           | TIRE, Rear, 26 x 12 x 12  |
| 11             | 5023364         | 2           | WHEEL ASSEMBLY, 12 x 8.5  |
| 12             | 5022215         | 10          | BOLT, WHEEL LUG, 1/2" X 1-5/8   |
| 13             | 5025158         | 4           | WASHER, 1/2" SAE  |

### **Footnotes**

---

**The above parts group applies to the following Mfg. Nos.:**

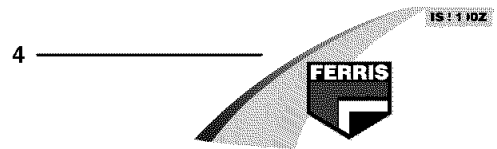
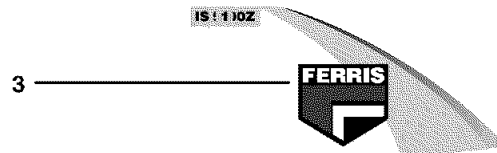
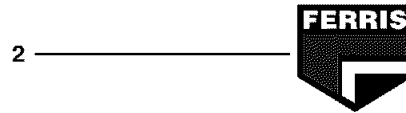
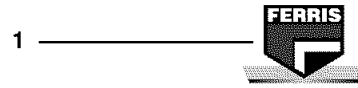
5900617 (IS5100Z/C33DCE) (2006)

5900602 (IS5100Z/C33D) (2006)


5900618 (IS5100Z/C33D61CE) (2006)

## Decals - Brands

NOTE: Unless noted otherwise, use the standard hardware torque specification chart.



5 ———— 61" 72"



The above parts group applies to the following Mfg. Nos.:

5900617 (IS5100Z/C33DCE) (2006)

5900602 (IS5100Z/C33D) (2006)

5900618 (IS5100Z/C33D61CE) (2006)

## **Decals - Brands**

---

| <b>REF NO.</b> | <b>PART NO.</b> | <b>QTY.</b> | <b>DESCRIPTION</b>                |
|----------------|-----------------|-------------|-----------------------------------|
| 1              | 5100340         | 1           | DECAL, FERRIS, FRONT, 6.75 X 4.25 |
| 2              | 5022297         | 1           | DECAL, FERRIS LOGO, 9-3/8         |
| 3              | 5100496         | 1           | DECAL, BADGE, IS5100, RH          |
| 4              | 5100497         | 1           | DECAL, BADGE, IS5100, LH          |
| 5              | 5022813         | 2           | DECAL, 61" (61" DECK)             |
| 5              | 5022814         | 2           | DECAL, 72" (72" DECK)             |
| 6              | 5022929         | 2           | DECAL, CAT DIESEL POWER           |

## **Footnotes**

---

### **The above parts group applies to the following Mfg. Nos.:**



5900617 (IS5100Z/C33DCE) (2006)

5900602 (IS5100Z/C33D) (2006)

5900618 (IS5100Z/C33D61CE) (2006)

# Decals - Safety & Operation

NOTE: Unless noted otherwise, use the standard hardware torque specification chart.



1

2

3

4

5

6

7

8

9

10

11

12

13

14

15

| Torque & Shocks |       |
|-----------------|-------|
| Front Wheel Nut | 25000 |
| Rear Wheel Nut  | 25000 |
| Seat Bolt       | 25000 |
| Seat Back Bolt  | 25000 |
| Seat Base Bolt  | 25000 |
| Seat Back Bolt  | 25000 |
| Seat Base Bolt  | 25000 |

The above parts group applies to the following Mfg. Nos.:  
5900602 (IS5100Z/C33D) (2006)

## **Decals - Safety & Operation**

| <b>REF NO.</b> | <b>PART NO.</b> | <b>QTY.</b> | <b>DESCRIPTION</b>             |
|----------------|-----------------|-------------|--------------------------------|
| 1              | 5100315         | 1           | DECAL, CONTROL PANEL, IS5000Z  |
| 2              | 5100097         | 1           | DECAL, MAIN SAFETY             |
| 3              | 5047696         | 1           | DECAL, PRIMING INSTRUCTIONS    |
| 4              | 5100708         | 1           | DECAL, DANGER, FIRE            |
| 5              | 5100709         | 1           | DECAL, DANGER, FIRE (SP)       |
| 6              | 5100134         | 2           | DECAL, WARNING, PINCH POINT    |
| 7              | 5100093         | 1           | DECAL, WARNING, HAND IN PULLEY |
| 8              | 5100405         | 1           | DECAL, WARNING                 |
| 9              | 5100406         | 1           | DECAL, WARNING                 |
| 10             | 5100403         | 1           | DECAL, WARNING                 |
| 11             | 5100404         | 1           | DECAL, WARNING                 |
| 12             | 5100316         | 1           | DECAL, HEIGHT OF CUT, IS5000Z  |
| 13             | 5021036         | 1           | DECAL, GREASE DAILY            |
| 14             | 5045923         | 1           | DECAL, OIL RESERVOIR           |
| 15             | 5100428         | 1           | DECAL, BELT & BLADE, IS5000Z   |

### **Footnotes**

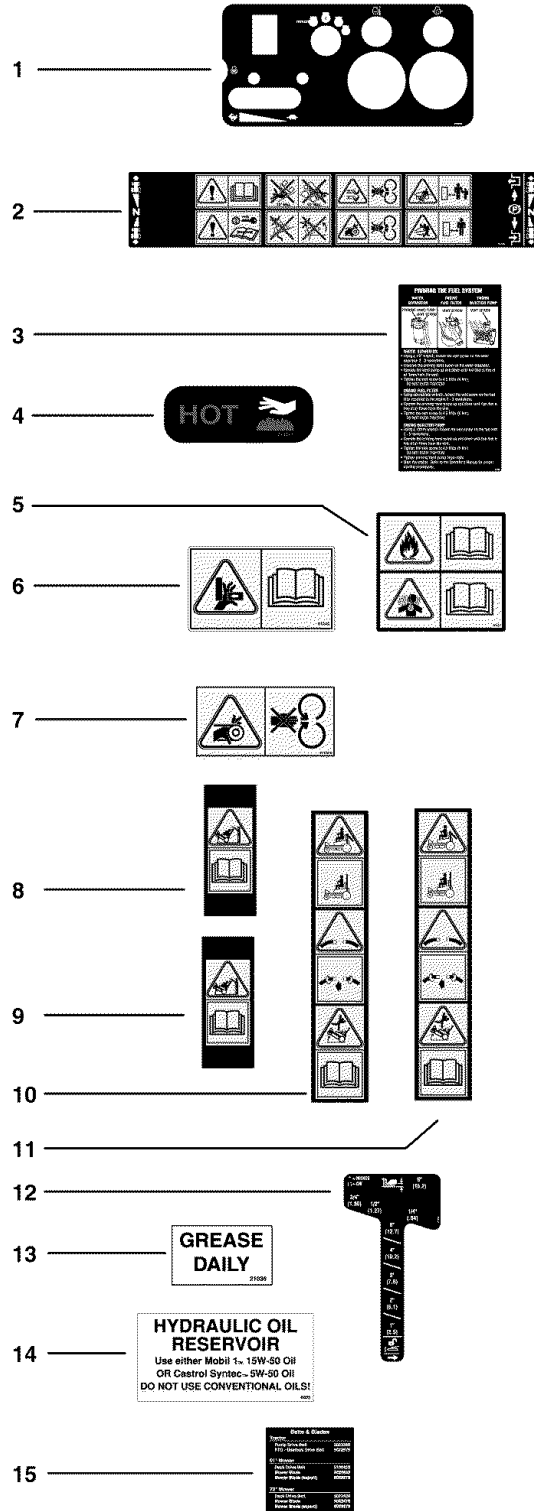


---

**The above parts group applies to the following Mfg. Nos.:**

5900602 (IS5100Z/C33D) (2006)

# Decals - Safety & Operation - Export

NOTE: Unless noted otherwise, use the standard hardware torque specification chart.



The above parts group applies to the following Mfg. Nos.:

- 5900617 (IS5100Z/C33DCE) (2006)
- 5900618 (IS5100Z/C33D61CE) (2006)

## **Decals - Safety & Operation - Export**

| <b>REF NO.</b> | <b>PART NO.</b> | <b>QTY.</b> | <b>DESCRIPTION</b>            |
|----------------|-----------------|-------------|-------------------------------|
| 1              | 5100315         | 1           | DECAL, CONTROL PANEL, IS5000Z |
| 2              | 5061108         | 1           | DECAL, MAIN, CE               |
| 3              | 5047696         | 1           | DECAL, PRIMING INSTRUCTIONS   |
| 4              | 1704473         | 1           | DECAL, HOT                    |
| 5              | 5061217         | 1           | DECAL, DANGER, CE             |
| 6              | 5061246         | 2           | DECAL, PINCH POINT, CE        |
| 7              | 5061042         | 1           | DECAL, CE DANGER              |
| 8              | 5100537         | 1           | DECAL, WARNING                |
| 9              | 5100537         | 1           | DECAL, WARNING                |
| 10             | 5100536         | 1           | DECAL, WARNING                |
| 11             | 5100536         | 1           | DECAL, WARNING                |
| 12             | 5100316         | 1           | DECAL, HEIGHT OF CUT, IS5000Z |
| 13             | 5021036         | 1           | DECAL, GREASE DAILY           |
| 14             | 5045923         | 1           | DECAL, OIL RESERVOIR          |
| 15             | 5100428         | 1           | DECAL, BELT & BLADE, IS5000Z  |

### **Footnotes**

---

**The above parts group applies to the following Mfg. Nos.:**

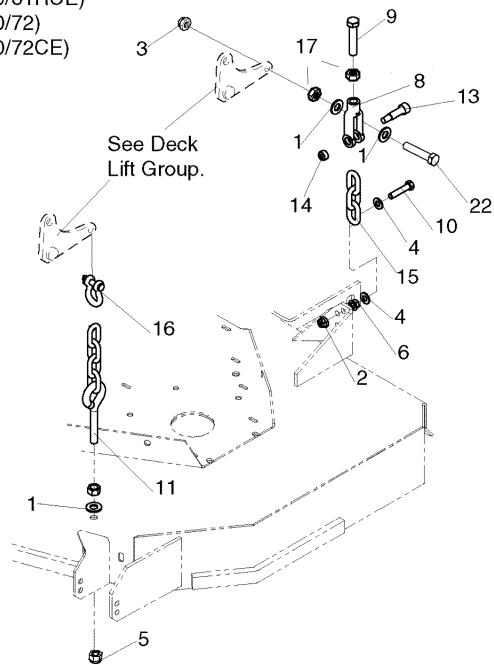
5900617 (IS5100Z/C33DCE) (2006)

5900618 (IS5100Z/C33D61CE) (2006)

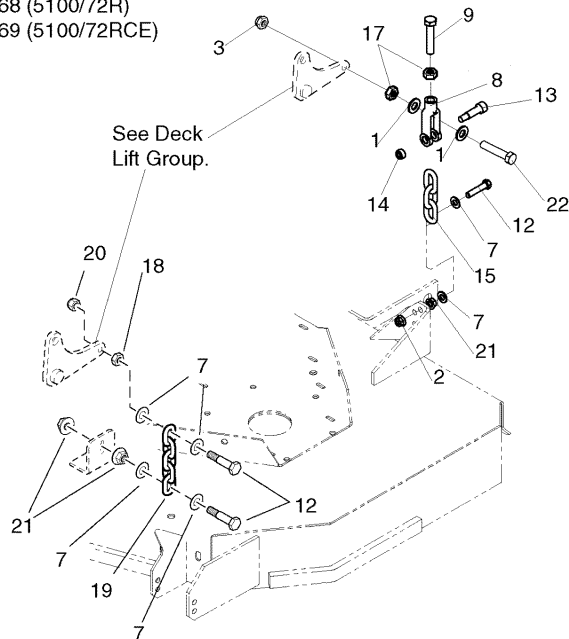
## 61" & 72" Mower Deck - Hanger Chains

**NOTE:** Unless noted otherwise,  
use the standard hardware torque  
specification chart.

5900618 (IS5100ZC33D61CE)  
5900622 (5100/61R)  
5900623 (5100/61RCE)  
5901167 (5100/72)  
5901171 (5100/72CE)



5901168 (5100/72R)  
5900169 (5100/72RCE)



**The above parts group applies to the following Mfg. Nos.:**

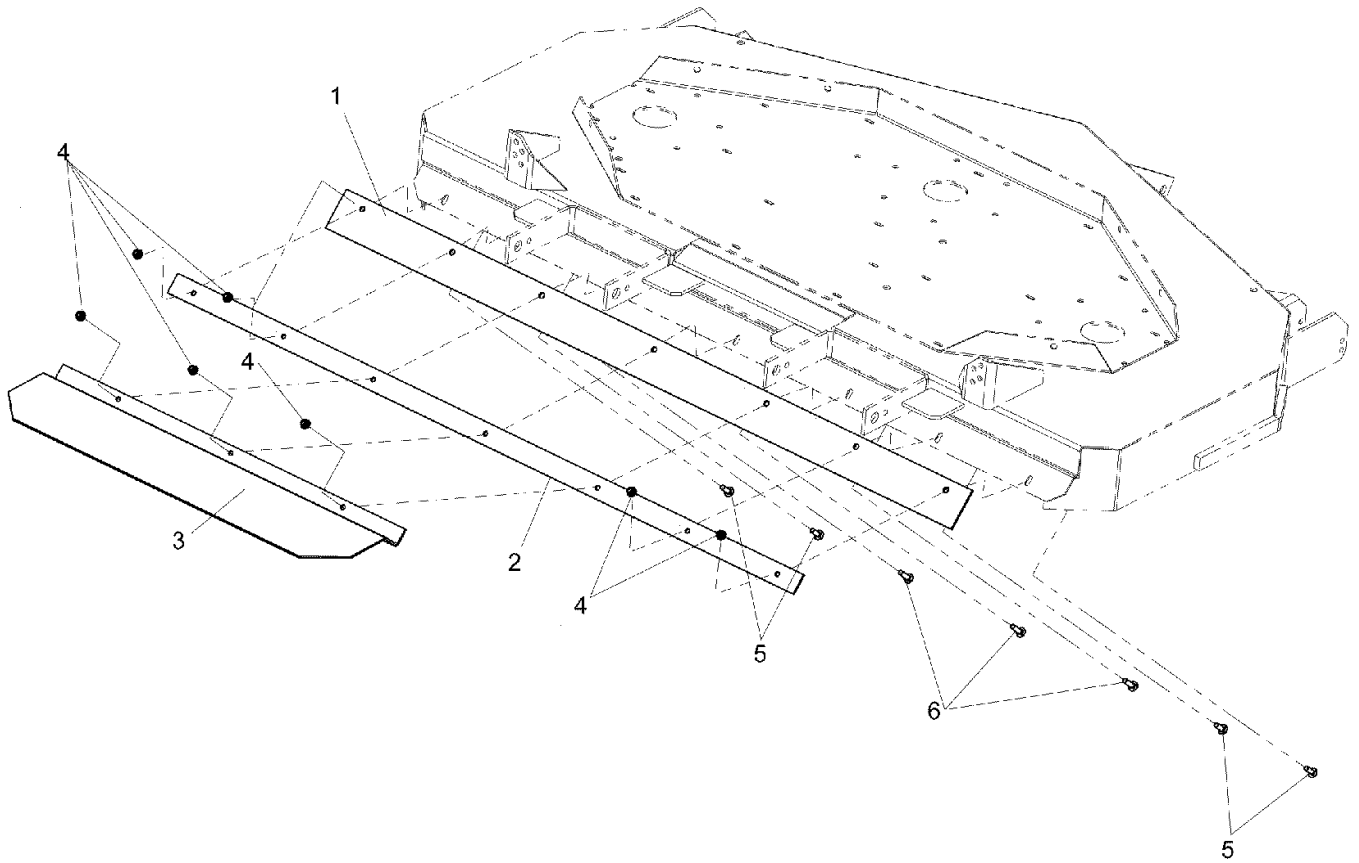
5901168 (5100/72R)                      5901171 (5100/72CE)  
5900623 (5100/61RCE)  
5901167 (5100/72)  
5901169 (5100/72RCE)  
5900618 (IS5100Z/C33D61CE) (2006)  
5900622 (5100/61R)





## 61" Mower Deck - Deflector & Shield - Rear Discharge

NOTE: Unless noted otherwise,  
use the standard hardware torque  
specification chart.



The above parts group applies to the following Mfg. Nos.:

- 5900623 (5100/61RCE)
- 5900618 (IS5100Z/C33D61CE) (2006)
- 5900622 (5100/61R)

## **61" Mower Deck - Deflector & Shield - Rear Discharge**

---

| <b>REF NO.</b> | <b>PART NO.</b> | <b>QTY.</b> | <b>DESCRIPTION</b>             |
|----------------|-----------------|-------------|--------------------------------|
| 1              | 5048243         | 1           | DEFLECTOR, RUBBER              |
| 2              | 5048245B        | 1           | PLATE, RETAINING - RED         |
| 3              | 5401438B        | 1           | PLATE, SHIELD - RED            |
| 4              | 5025392         | 7           | NUT, 5/16-18 HEX NYLOCK FLANGE |
| 5              | 5025145x8       | 4           | CARRIAGE BOLT 5/16-18 X 3/4    |
| 6              | 5025145x10      | 3           | CARRIAGE BOLT 5/16-18 X 3/4    |

### **Footnotes**

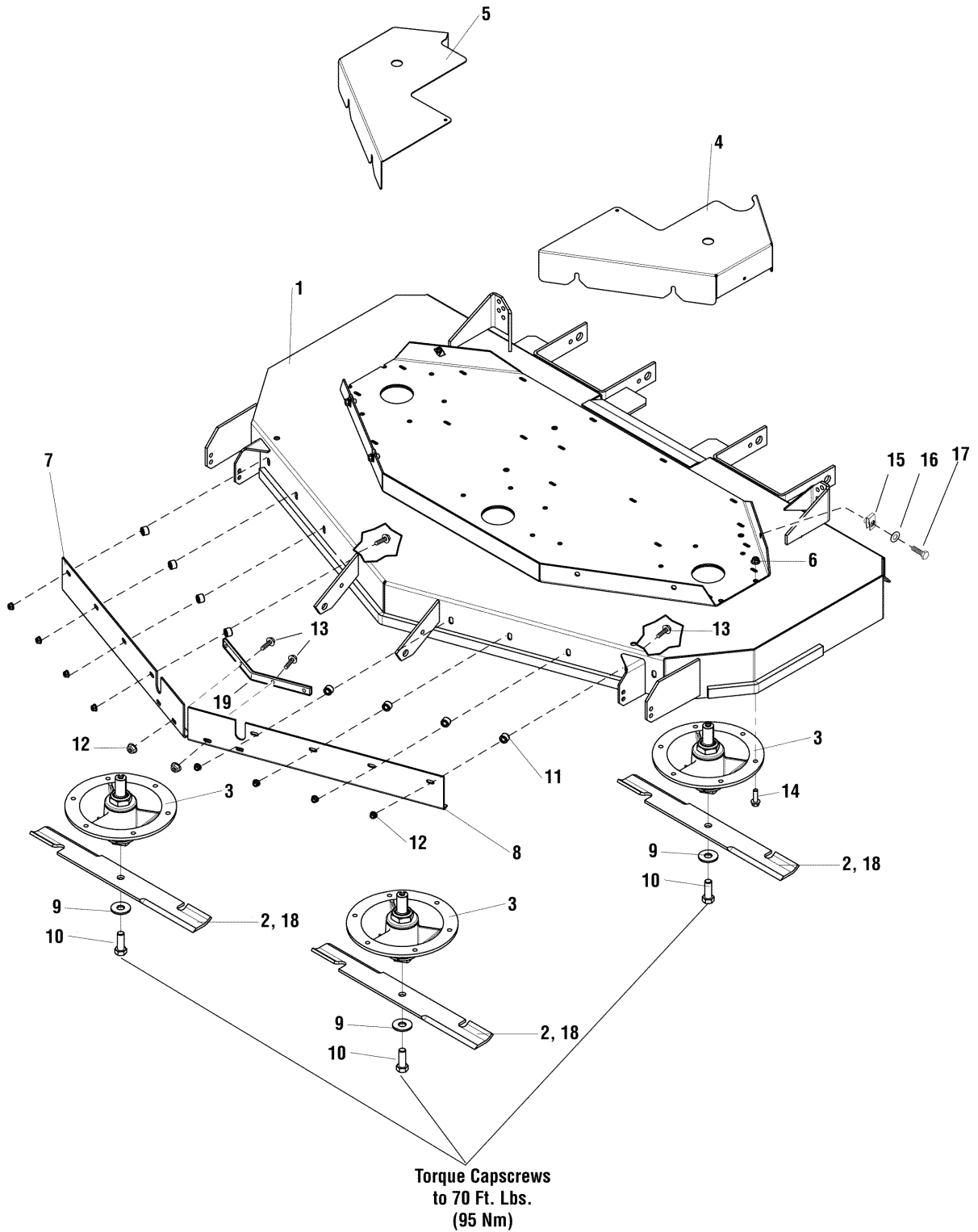
---

**The above parts group applies to the following Mfg. Nos.:**

5900623 (5100/61RCE)  
5900618 (IS5100Z/C33D61CE) (2006)  
5900622 (5100/61R)

## 61" & 72" Mower Deck - Housing, Covers, Spindles & Blades - Rear Discharge

NOTE: Unless noted otherwise,  
use the standard hardware torque  
specification chart.



The above parts group applies to the following Mfg. Nos.:

5900618 (IS5100Z/C33D61CE) (2006)

5901168 (5100/72R)

5900623 (5100/61RCE)

5901169 (5100/72RCE)

5900622 (5100/61R)

## 61" & 72" Mower Deck - Housing, Covers, Spindles & Blades - Rear Discharge

| REF NO. | PART NO.   | QTY. | DESCRIPTION  |
|---------|------------|------|--|
| 1       | 5600072    | 1    | ASSM, MOWER DECK, 61" RD - DOMESTIC (INCLUDES SAFETY DECALS)<br>(Applies to 61" rear discharge domestic model only.) |
| 1       | 5600073    | 1    | ASSM, MOWER DECK, 61" RD - EXPORT (INCLUDES SAFETY DECALS)<br>(Applies to 61" rear discharge export model only.)     |
| 1       | 5600040    | 1    | ASSM, MOWER DECK, 72" RD - RED (INCLUDES SAFETY DECALS) (Applies<br>to 72" rear discharge model only.)               |
| 2       | 5020842    | 3    | BLADE, 21" (Applies to 61" rear discharge model only.)   |
| 2       | 5022476    | 3    | BLADE, 25" (Applies to 72" rear discharge model only.)   |
| 3       | 5049438    | 3    | ASSM, SPINDLE, BOTTOM MOUNT  |
| 4       | 5401212B   | 1    | GUARD, 61" 5000 - LH - RED (Applies to 61" rear discharge model only.)   |
| 4       | 5401137B   | 1    | GUARD, DECK - LH - RED (Applies to 72" rear discharge model only.)   |
| 5       | 5401213B   | 1    | GUARD, 61" 5000 - RH - RED (Applies to 61" rear discharge model only.)   |
| 5       | 5401136B   | 1    | GUARD, DECK - RH - RED (Applies to 72" rear discharge model only.)   |
| 6       | 5025394    | 18   | NUT, 3/8-16 HEX NYLOCK FLANGE  |
| 7       | 5061411    | 1    | BAFFLE, BLOWOUT, RH (Applies to 61" rear discharge CE model only.)   |
| 7       | 5061408B   | 1    | BAFFLE, BLOWOUT, RH (Applies to 61" rear discharge CE model only.)   |
| 8       | 5061412    | 1    | BAFFLE, BLOWOUT, LH (Applies to 72" rear discharge CE model only.)   |
| 8       | 5061409B   | 1    | BAFFLE, BLOWOUT, LH (Applies to 72" rear discharge CE model only.)   |
| 9       | 5025159    | 3    | WASHER, 5/8" USS   |
| 10      | 5025320x14 | 3    | BOLT, 5/8-11 X 1-3/4 GR8   |
| 11      | 5047408    | 8    | SPACER, .39 X .75 X .50  |
| 12      | 5025392    | 12   | NUT, 5/16-18 HEX NYLOCK FLANGE (Applies to CE model only.)   |
| 13      | 5023156    | 12   | BOLT, 5/16-18 X 3/4" FLANGE (Applies to CE model only.)  |
| 14      | 5025390x10 | 18   | BOLT, 3/8-16 X 1-1/4", FLANGE  |
| 15      | 5022308    | 6    | BODY CLIP, 5/16-18 X 1/2" DEEP   |
| 16      | 5025155    | 6    | WASHER, 5/16" SAE  |
| 17      | 5025011x6  | 6    | BOLT, 5/16-18 X 3/4" GD5   |
| 18      | 5023272    | 3    | BLADE, 21", SAND (Applies to 61" rear discharge CE model only.)  |
| 18      | 5023273    | 3    | BLADE, 25", SAND (Applies to 72" rear discharge CE model only.)  |
| 19      | 5061413B   | 1    | BAFFLE, REINFORCEMENT (Applies to CE model only.)  |

### Footnotes

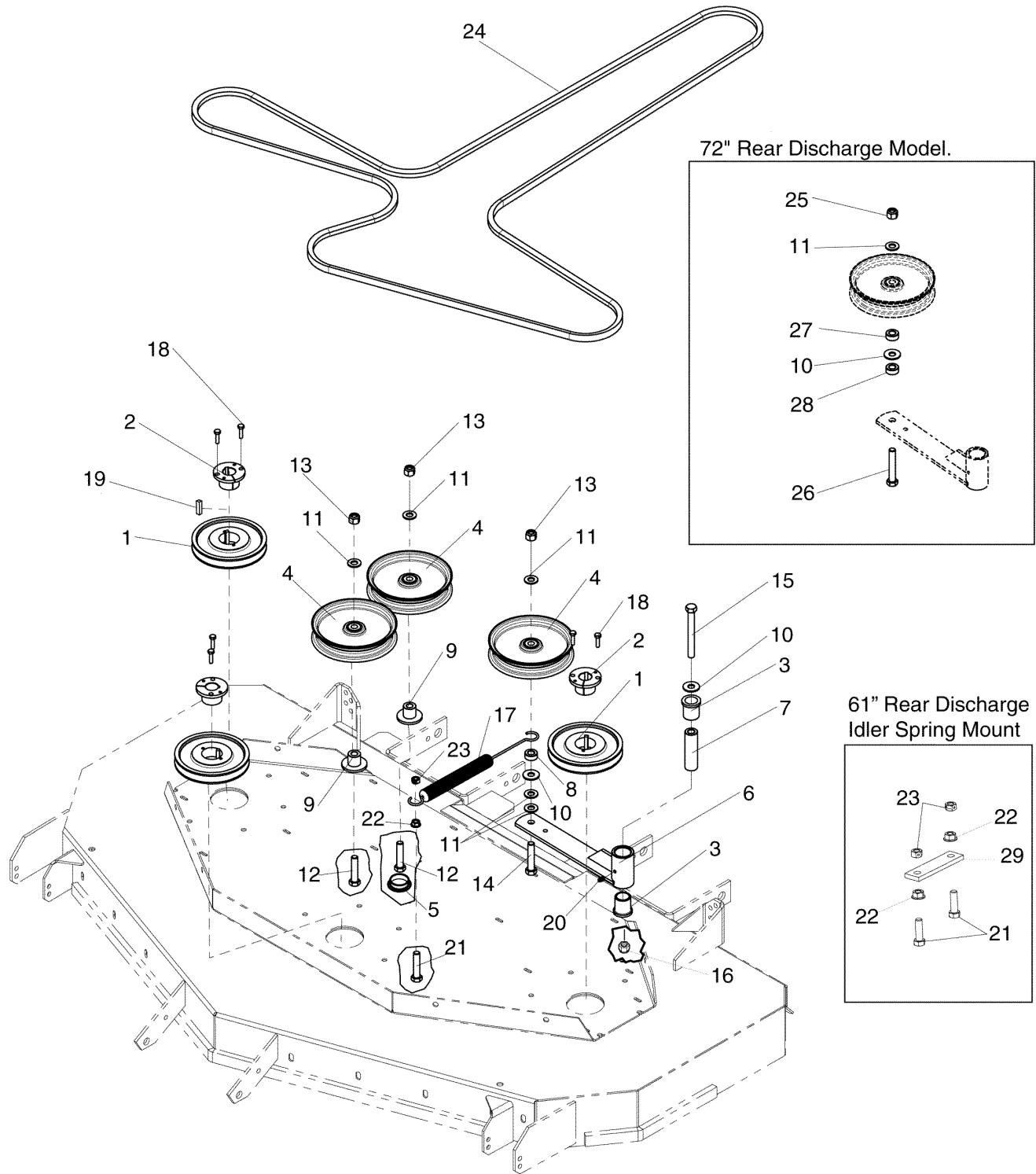
---

**The above parts group applies to the following Mfg. Nos.:**

5900618 (IS5100Z/C33D61CE) (2006)  
 5901168 (5100/72R)  
 5900623 (5100/61RCE)  
 5901169 (5100/72RCE)  
 5900622 (5100/61R)

# 61" & 72" Mower Deck - Pulleys, Belt & Idler Arm - Rear Discharge

NOTE: Unless noted otherwise, use the standard hardware torque specification chart.



The above parts group applies to the following Mfg. Nos.:

- 5900622 (5100/61R)
- 5901169 (5100/72RCE)
- 5900623 (5100/61RCE)
- 5901168 (5100/72R)
- 5900618 (IS5100Z/C33D61CE) (2006)

## 61" & 72" Mower Deck - Pulleys, Belt & Idler Arm - Rear Discharge

| REF NO. | PART NO.   | QTY. | DESCRIPTION  |
|---------|------------|------|--|
| 1       | 5022794    | 3    | PULLEY, SPINDLE, BH72 (Applies to 61" rear discharge models; Applies to 72" rear discharge models - S/N: 2000592793 & Above) |
| 1       | 5023339    | 3    | PULLEY, SPINDLE, BH78 (Applies to 72" rear discharge models - S/N: 2000592792 & Below)                                       |
| 2       | 5020819    | 3    | BUSHING, TAPERED HUB   |
| 3       | 5021541    | 2    | BUSHING, FLANGE  |
| 4       | 5021976    | 3    | PULLEY, IDLER 6-3/4"   |
| 5       | 5022800    | 1    | PLUG, HOLE 2-1/8   |
| 6       | 5045019B   | 1    | WELD, IDLER ARM - RED (Applies to 61" rear discharge models; Applies to 72" rear discharge models - S/N: 2000592793 & Above) |
| 6       | 5401621B   | 1    | WELD, IDLER ARM - RED (Applies to 72" rear discharge models - S/N: 2000592792 & Below)                                       |
| 7       | 5045022    | 1    | SPACER, .52 X 1.00 X 3.50  |
| 8       | 5045023    | 1    | SPACER, .52 X 1.00 X .44   |
| 9       | 5046434B   | 2    | WELD, MOUNT, IDLER - RED   |
| 10      | 5025150    | 3    | WASHER, 1/2" USS   |
| 11      | 5025158    | 6    | WASHER, 1/2" SAE   |
| 12      | 5025018x24 | 2    | BOLT, 1/2-20 X 3" GD5  |
| 13      | 5025098    | 3    | NUT, 1/2-20 HEX NYLON LOCK   |
| 14      | 5025018x20 | 1    | BOLT, 1/2-20 X 2-1/2" GD5  |
| 15      | 5025017x36 | 1    | BOLT, 1/2-13 X 4-1/2" GD5  |
| 16      | 5025056    | 1    | NUT, 1/2-13 HEX NYLON LOCK   |
| 17      | 5023340    | 1    | SPRING, EXTENSION, SWIVEL END  |
| 18      | 5025010x8  | 6    | BOLT, 1/4-20 X 1" GD5  |
| 19      | 5022726    | 3    | KEY 1/4 SQ X 1-1/2 LONG  |
| 20      | 5020095    | 1    | GREASE FITTING, 1/4-28 STR   |
| 21      | 5025013x10 | 3    | BOLT, 3/8-16 X 1-1/4" GD5 (Applies to 61" rear discharge model only.)  |
| 21      | 5025058x14 | 1    | BOLT, 3/8-16 X 1-3/4" TFL (Applies to 72" rear discharge model only.)  |
| 22      | 5025128    | 3    | NUT, 3/8-16 HEX LG. SERR FLG   |
| 23      | 5025100    | 3    | NUT, 3/8-16 HEX SIDE LOCK (Applies to 61" rear discharge model only.)  |
| 23      | 5025096    | 1    | NUT, 3/8-16 HEX NYLON LOCK (Applies to 72" rear discharge model only.)   |
| 24      | 5021724    | 1    | BELT, DECK 61" (Applies to 61" models)   |
| 24      | 5022439    | 1    | BELT, DECK 72" (Applies to 72" models)   |
| 25      | 5025098    | 1    | NUT, 1/2-20 HEX NYLON LOCK   |
| 26      | 5025018X24 | 1    | BOLT, 1/2-20 X 3" GD5  |
| 27      | 5045023    | 1    | SPACER, .52 X 1.00 X .44   |
| 28      | 5100520    | 1    | SPACER, .515 X 1.00 X .218   |
| 29      | 5401594B   | 1    | MOUNT, IDLER SPRING (Applies to 61" rear discharge model only.)  |

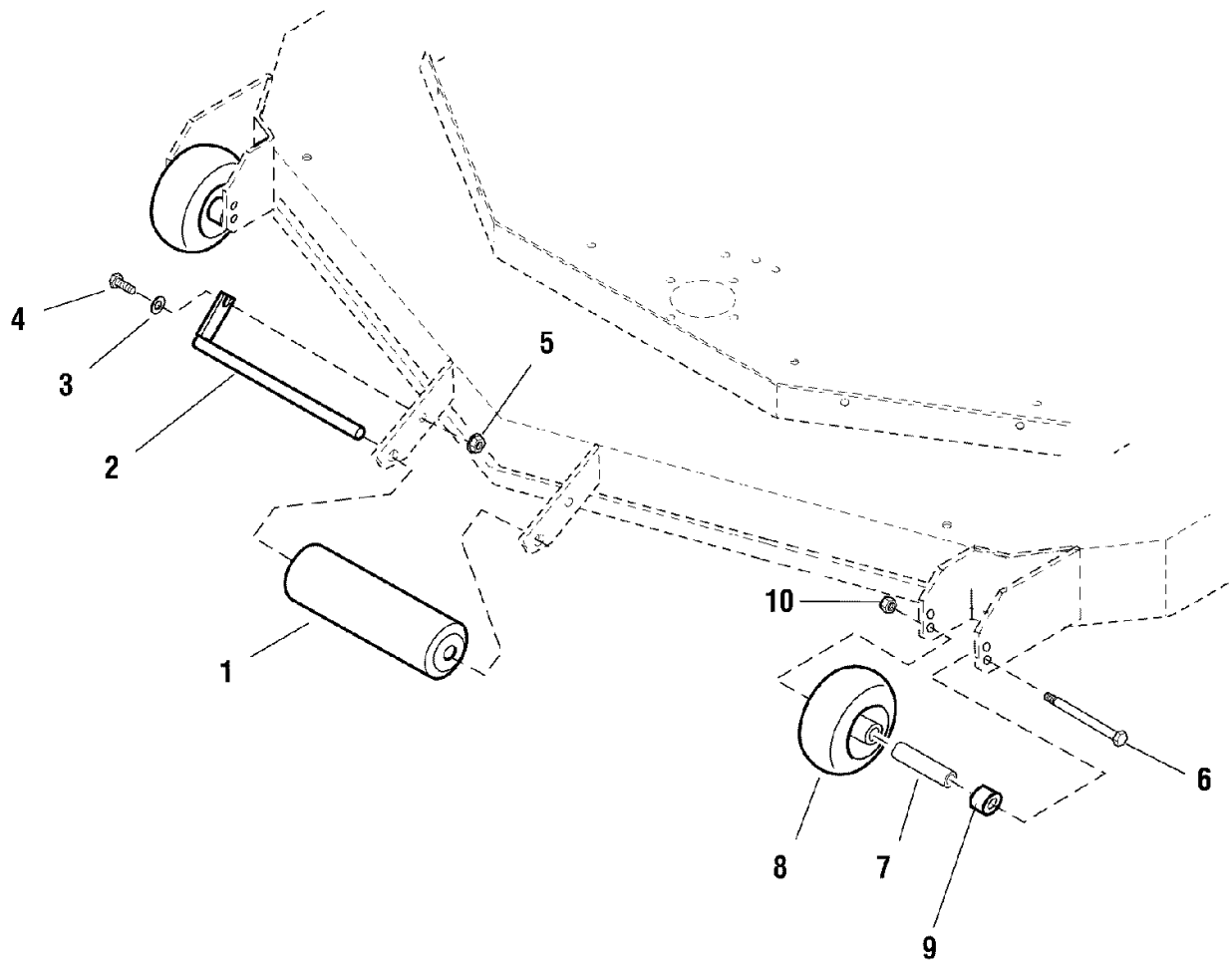
### Footnotes

#### The above parts group applies to the following Mfg. Nos.:

5900622 (5100/61R)  
 5901169 (5100/72RCE)  
 5900623 (5100/61RCE)  
 5901168 (5100/72R)  
 5900618 (IS5100Z/C33D61CE) (2006)

## 61" Mower Deck - Rollers & Casters

NOTE: Unless noted otherwise,  
use the standard hardware torque  
specification chart.



The above parts group applies to the following Mfg. Nos.:

5900618 (IS5100Z/C33D61CE) (2006)

5900622 (5100/61R)

5900623 (5100/61RCE)



## 61" Mower Deck - Rollers & Casters

---

| REF NO. | PART NO.   | QTY. | DESCRIPTION                    |
|---------|------------|------|--------------------------------|
| 1       | 5020785    | 1    | ROLLER, DECK                   |
| 2       | 5041655B   | 1    | WELD, BRACKET, ROLLER PIN      |
| 3       | 5025155    | 1    | WASHER, 5/16" SAE              |
| 4       | 5025011x8  | 1    | BOLT, 5/16 - 18 X 1            |
| 5       | 5025392    | 1    | NUT, 5/16-18 HEX NYLOCK FLANGE |
| 6       | 5025013X36 | 2    | BOLT, 3/8-16 X 4-1/2"          |
| 7       | 5045992    | 2    | SPACER, .39 X 1.00 X.79        |
| 8       | 1716353    | 2    | GAUGE WHEEL-2.70               |
| 9       | 5046446    | 2    | SPACER, .39 X 1.00 X .80       |
| 10      | 5025096    | 2    | NUT, 3/8-16 HEX NYLON LOCK     |

### Footnotes

---

**The above parts group applies to the following Mfg. Nos.:**

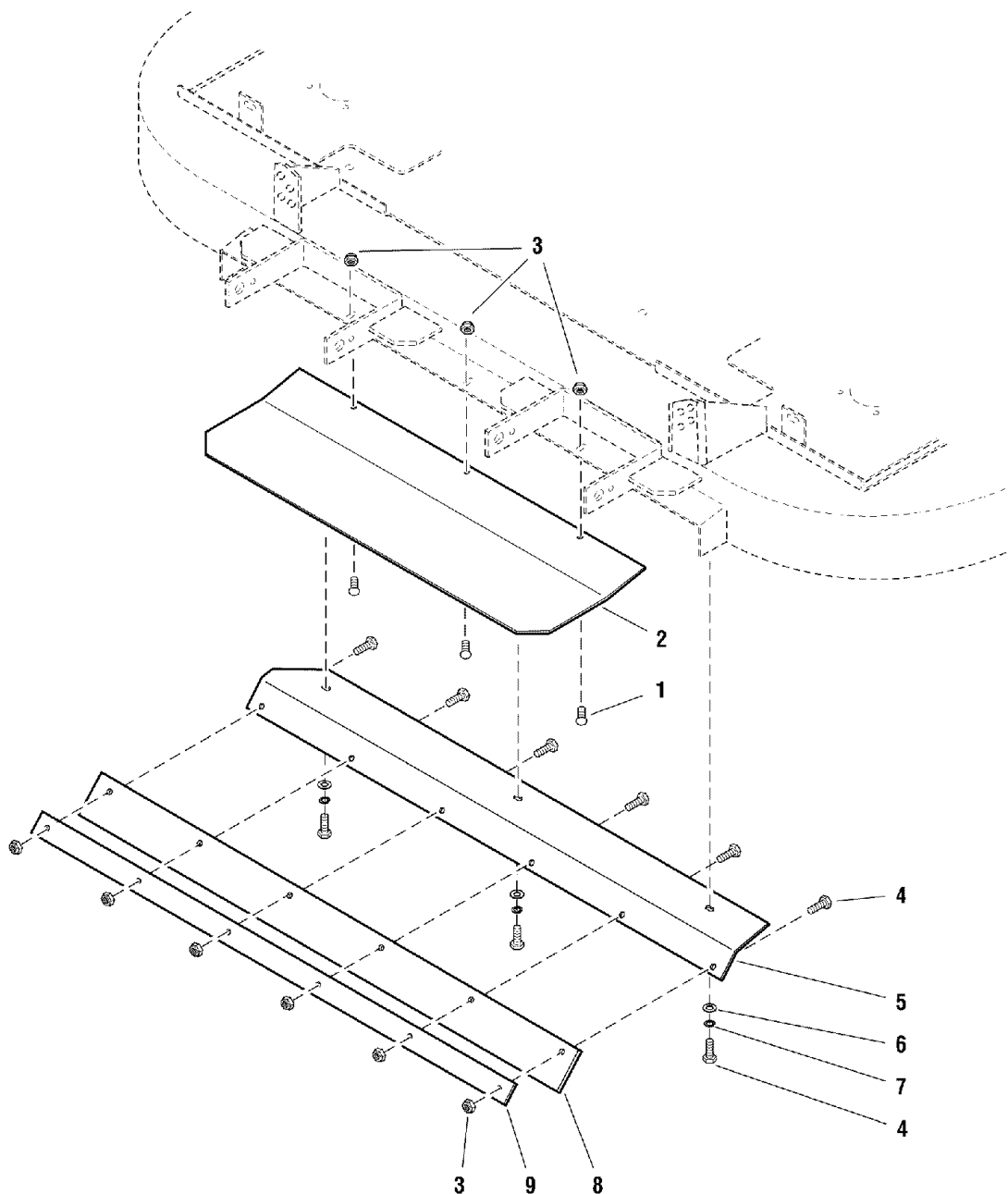
5900618 (IS5100Z/C33D61CE) (2006)

5900622 (5100/61R)

5900623 (5100/61RCE)

## 72" Mower Deck - Deflector & Shield - Rear Discharge

NOTE: Unless noted otherwise,  
use the standard hardware torque  
specification chart.



The above parts group applies to the following Mfg. Nos.:

5901168 (5100/72R)

5901169 (5100/72RCE)

## **72" Mower Deck - Deflector & Shield - Rear Discharge**

| <b>REF NO.</b> | <b>PART NO.</b> | <b>QTY.</b> | <b>DESCRIPTION</b>             |
|----------------|-----------------|-------------|--------------------------------|
| 1              | 5025145x6       | 3           | BOLT, 5/16-18 X 3/4", CARRIAGE |
| 2              | 5401240B        | 1           | PLATE, SHIELD - RED            |
| 3              | 5025057         | 9           | NUT, 5/16-18 HEX NYLON LOCK    |
| 4              | 5025011X8       | 9           | BOLT, 5/16-18 X 1" GD5 YZ      |
| 5              | 5048469B        | 1           | PLATE, ANGLE DEFLECTOR         |
| 6              | 5025155         | 3           | WASHER, 5/16" SAE              |
| 7              | 5025170         | 3           | WASHER, 5/16" LOCK             |
| 8              | 5048470         | 1           | DEFLECTOR                      |
| 9              | 5048471B        | 1           | PLATE, RETAINING               |

### **Footnotes**

---

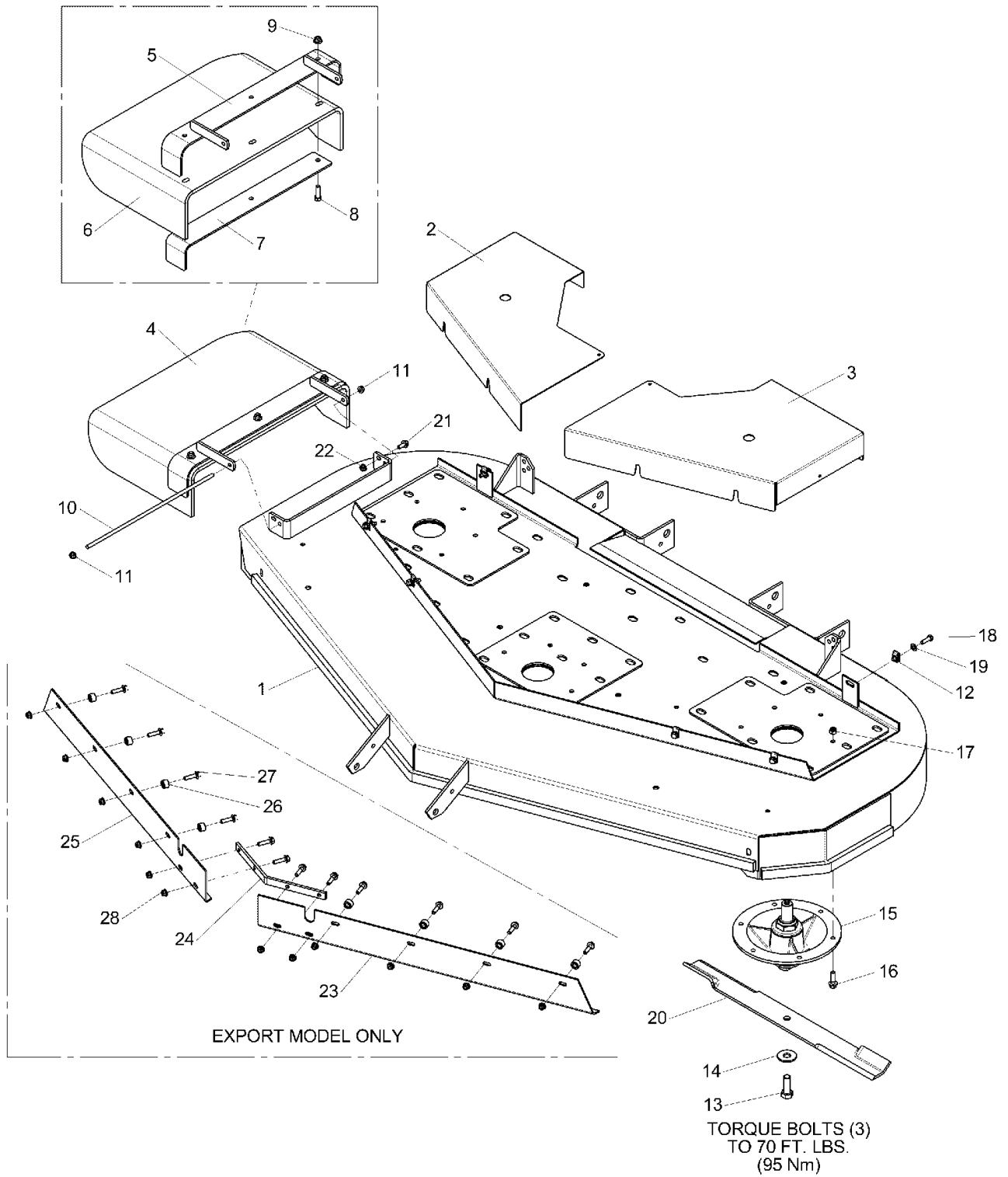
**The above parts group applies to the following Mfg. Nos.:**

5901168 (5100/72R)

5901169 (5100/72RCE)

# 72" Mower Deck - Housing, Covers, Spindles & Blades - Side Discharge

NOTE: Unless noted otherwise, use the standard hardware torque specification chart.



The above parts group applies to the following Mfg. Nos.:

5901167 (5100/72)

5901171 (5100/72CE)

## 72" Mower Deck - Housing, Covers, Spindles & Blades - Side Discharge

| REF NO. | PART NO.   | QTY. | DESCRIPTION   |
|---------|------------|------|---|
| 1       | 5600039    | 1    | MOWER HOUSING ASSEMBLY, 72" (Includes safety decals)        |
| 1       | 5600041    | 1    | MOWER HOUSING ASSEMBLY, 72" EXPORT (Includes safety decals) |
| 2       | 5401136B   | 1    | GUARD, 72", RH  |
| 3       | 5401137B   | 1    | GUARD, 72", LH  |
| 4       | 5061288B   | 1    | RUBBER CHUTE ASSEMBLY (Includes Ref. No. 5 - 9)             |
| 5       | 5061293B   | 1    | CHUTE FRAME   |
| 6       | 5402403    | 1    | RUBBER DISCHARGE CHUTE                                      |
| 7       | 5061290B   | 1    | SUPPORT, DISCHARGE CHUTE                                    |
| 8       | 5025013X10 | 3    | BOLT, 3/8-16 X 1-1/4"                                       |
| 9       | 5025394    | 3    | NUT, 3/8-16 HEX NYLOCK FLANGE                               |
| 10      | 5061300    | 1    | ROD, MOUNT, CHUTE, 61"                                      |
| 11      | 5025393    | 2    | NUT, 5/16-24 HEX NYLOCK FLANGE                              |
| 12      | 5022308    | 6    | BODY CLIP, 5/16-18  |
| 13      | 5025320X14 | 3    | BOLT, 5/8-11 X 1-3/4 GR8                                    |
| 14      | 5025159    | 3    | WASHER, 5/8" USS  |
| 15      | 5049438    | 3    | SPINDLE ASSEMBLY  |
| 16      | 5025390X10 | 18   | BOLT, 3/8-16 X 1-1/4", FLANGE                               |
| 17      | 5025096    | 18   | NUT, 3/8-16 HEX NYLON LOCK                                  |
| 18      | 5025011X8  | 6    | BOLT, 5/16-18 X 1"  |
| 19      | 5025155    | 6    | WASHER, 5/16" SAE   |
| 20      | 5022476    | 3    | BLADE, 25"  |
| 20      | 5023273    | 3    | BLADE, 25", SAND (Export model only)                        |
| 21      | 5025411    | 1    | BOLT, 5/16-18 X 3/4" FLANGE                                 |
| 22      | 5025392    | 1    | NUT, 5/16-18 HEX NYLOCK FLANGE                              |
| 23      | 5061409B   | 1    | BLOWOUT BAFFLE, LH (Export model only)                      |
| 24      | 5061413B   | 1    | BAFFLE REINFORCMENT (Export model only)                     |
| 25      | 5061408B   | 1    | BLOWOUT BAFFLE, RH (Export model only)                      |
| 26      | 5047408    | 8    | SPACER, .39 X .75 X .50 (Export model only)                 |
| 27      | 5023156    | 12   | BOLT, 5/16-18 X 3/4" FLANGE (Export model only)             |
| 28      | 5025392    | 12   | NUT, 5/16-18 HEX NYLOCK FLANGE (Export model only)          |

### Footnotes

---

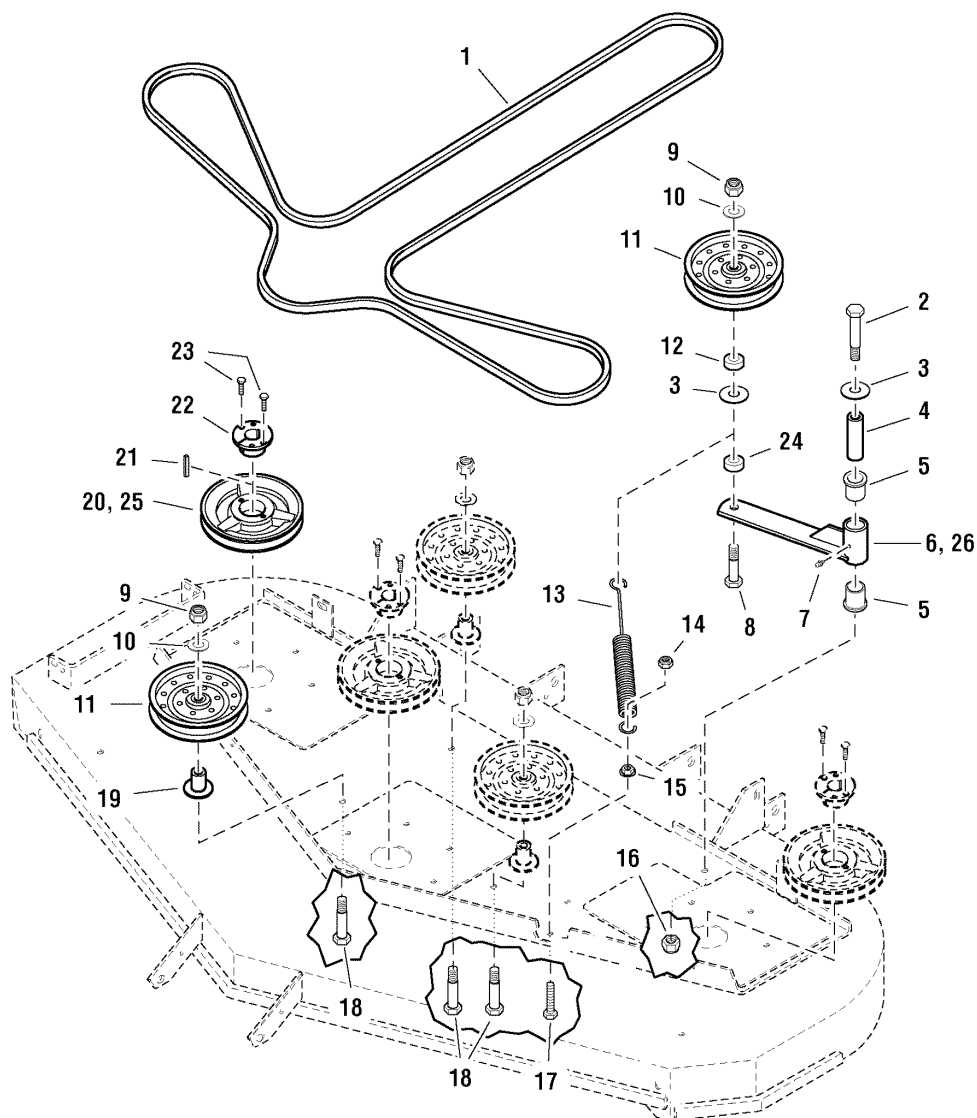
The above parts group applies to the following Mfg. Nos.:

5901167 (5100/72)

5901171 (5100/72CE)

## 72" Mower Deck - Pulleys, Belt & Idler Arm - Side Discharge

NOTE: Unless noted otherwise,  
use the standard hardware torque  
specification chart.



The above parts group applies to the following Mfg. Nos.:

5901167 (5100/72)

5901171 (5100/72CE)

## 72" Mower Deck - Pulleys, Belt & Idler Arm - Side Discharge

| REF NO. | PART NO.   | QTY. | DESCRIPTION   |
|---------|------------|------|---|
| 1       | 5022439    | 1    | BELT, DECK 72" 31 HP HORIZ.   |
| 2       | 5025017x36 | 1    | BOLT, 1/2-13 X 4-1/2" GD5   |
| 3       | 5025150    | 2    | WASHER, 1/2" USS  |
| 4       | 5045022    | 1    | SPACER, .52 X 1.00 X 3.50   |
| 5       | 5021541    | 2    | BUSHING, FLANGE (2 per Idler arm.)                                    |
| 6       | 5045019B   | 1    | WELD, IDLER ARM (Domestic Models Only.) (Includes Ref. Nos 5 and 7.)  |
| 7       | 5020095    | 1    | GREASE FITTING, 1/4-28 STRAIGHT                                       |
| 8       | 5025018x20 | 1    | BOLT, 1/2-20 X 2-1/2" GD5 YZ  |
| 9       | 5025098    | 1    | NUT-HEX NYLON LOCK 1/2-20 HYDRO CUT                                   |
| 10      | 5025158    | 1    | WASHER, 1/2" SAE  |
| 11      | 5021976    | 4    | PULLEY, IDLER 6-3/4"  |
| 12      | 5045023    | 2    | SPACER, .52 X 1.00 X .44  |
| 13      | 5023340    | 1    | SPRING, EXTENSION, SWIVEL END   |
| 14      | 5025100    | 1    | NUT, 3/8-16 HEX SIDE LOCK   |
| 15      | 5025128    | 1    | NUT, 3/8-16 HEX SERRATED FLANGE                                       |
| 16      | 5025056    | 1    | NUT, 1/2-13 HEX NYLON LOCK  |
| 17      | 5025058X14 | 1    | BOLT, 3/8-16 X 1-3/4" GD5 TFL   |
| 18      | 5025018x28 | 3    | BOLT, 1/2-20 X 3-1/2" GD5 YZ  |
| 19      | 5046434B   | 3    | WELD, MOUNT, IDLER  |
| 20      | 5022794    | 3    | PULLEY, SPINDLE, BH72 (Domestic Models Only.)                         |
| 21      | 5022726    | 3    | KEY 1/4 SQ X 1 1/2 LONG   |
| 22      | 5020819    | 3    | BUSHING, TAPERED HUB  |
| 23      | 5025010X8  | 6    | BOLT, 1/4-20 X 1", GD5  |
| 24      | 5100520    | 1    | SPACER, .515 X 1.00 X .218  |
| 25      | 5023339    | 3    | PULLEY, SPINDLE, BH 78 (Export Models Only - S/N: 2000592771 & Below) |
| 25      | 5022794    | 3    | PULLEY, SPINDLE, BH 72 (Export Models Only - S/N: 2000592772 & Above) |
| 26      | 5401621B   | 1    | WELD, IDLER ARM - RED (Export Models Only - S/N: 2000592771 & Below)  |
| 26      | 5045019B   | 1    | WELD, IDLER ARM - RED (Export Models Only - S/N: 2000592772 & Above)  |

### Footnotes

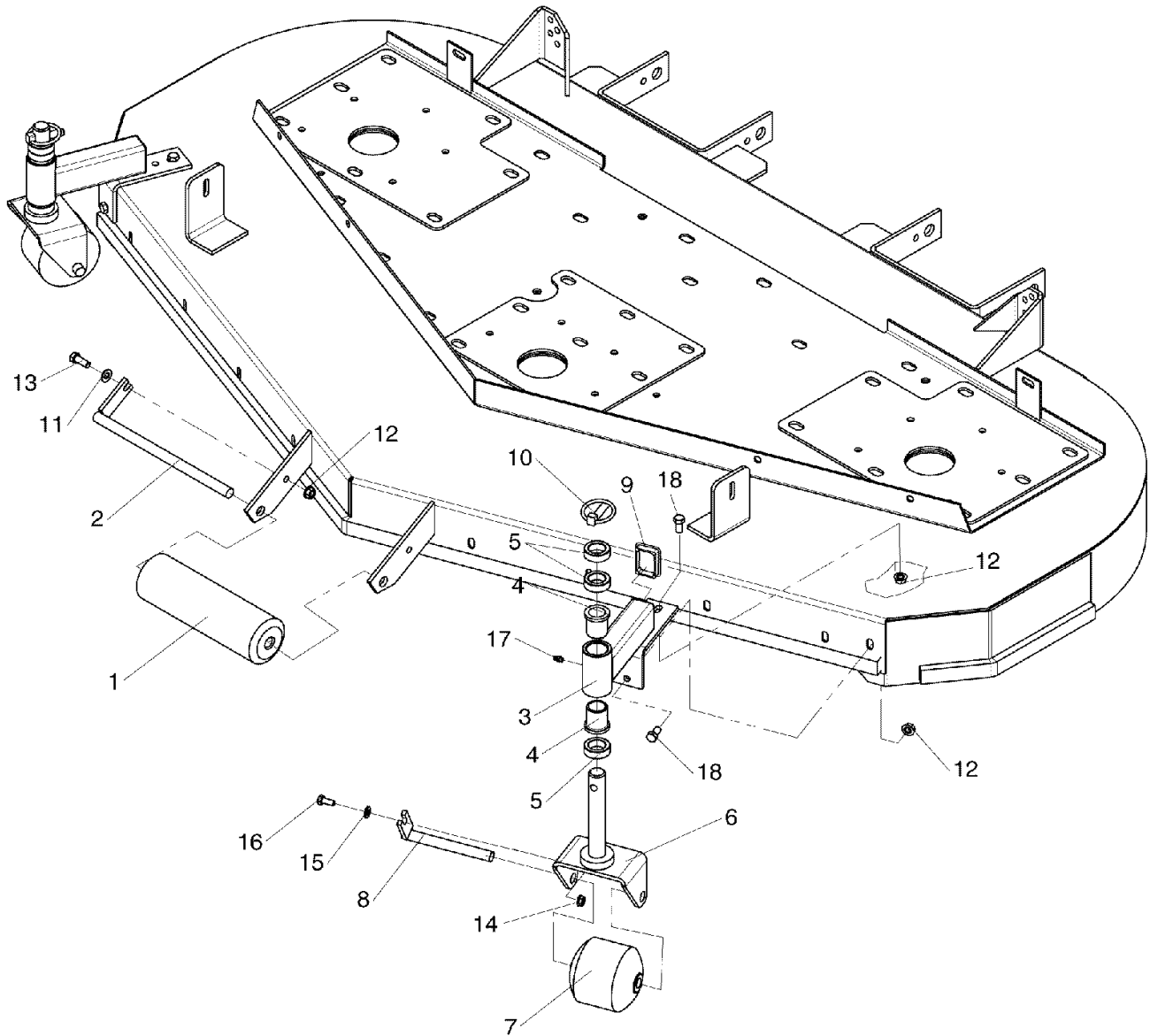
The above parts group applies to the following Mfg. Nos.:

5901167 (5100/72)

5901171 (5100/72CE)

## 72" Mower Deck - Rollers & Casters

NOTE: Unless noted otherwise,  
use the standard hardware torque  
specification chart.



The above parts group applies to the following Mfg. Nos.:

- 5901171 (5100/72CE)
- 5901169 (5100/72RCE)
- 5901167 (5100/72)
- 5901168 (5100/72R)



## 72" Mower Deck - Rollers & Casters

| REF NO. | PART NO.  | QTY. | DESCRIPTION  |
|---------|-----------|------|--|
| 1       | 5020785   | 1    | ROLLER, DECK   |
| 2       | 5041655B  | 1    | WELD, BRACKET, ROLLER PIN                                |
| 3       | 5046965B  | 2    | WELD, ARM, DECK CASTER (Includes Ref. Nos 4, 9, and 17.) |
| 4       | 5021541   | 4    | BUSHING, FLANGE (2 per caster arm.)                      |
| 5       | 5041476   | 6    | SPACER, 1.02 X 1.56 X .50                                |
| 6       | 5045188B  | 2    | WELD, CASTER YOKE  |
| 7       | 5022060   | 2    | ROLLER, SMALL  |
| 8       | 5045034B  | 2    | WELD, CASTER ROLLER PIN                                  |
| 9       | 5022098   | 2    | CAP, 1-1/2" X 2" X 11GA, PLASTIC                         |
| 10      | 5020655   | 2    | PIN, LYNCH, 7/16"  |
| 11      | 5025156   | 1    | WASHER 3/8" SAE  |
| 12      | 5025128   | 5    | NUT, 3/8-16 HEX LG. SERR FLG                             |
| 13      | 5025013x8 | 1    | BOLT, 3/8-16 X 1" GD5                                    |
| 14      | 5025127   | 2    | NUT, 5/16-18 HEX SM. SERR. FLG.                          |
| 15      | 5025292   | 2    | WASHER, 5/16" GD. 9 FLAT                                 |
| 16      | 5025011x6 | 2    | BOLT, 5/16-18 X 3/4" GRD5                                |
| 17      | 5020095   | 2    | GREASE FITTING, 1/4-28 STR                               |
| 18      | 5025013x6 | 4    | BOLT, 3/8-16 X 3/4" GD5                                  |

### Footnotes

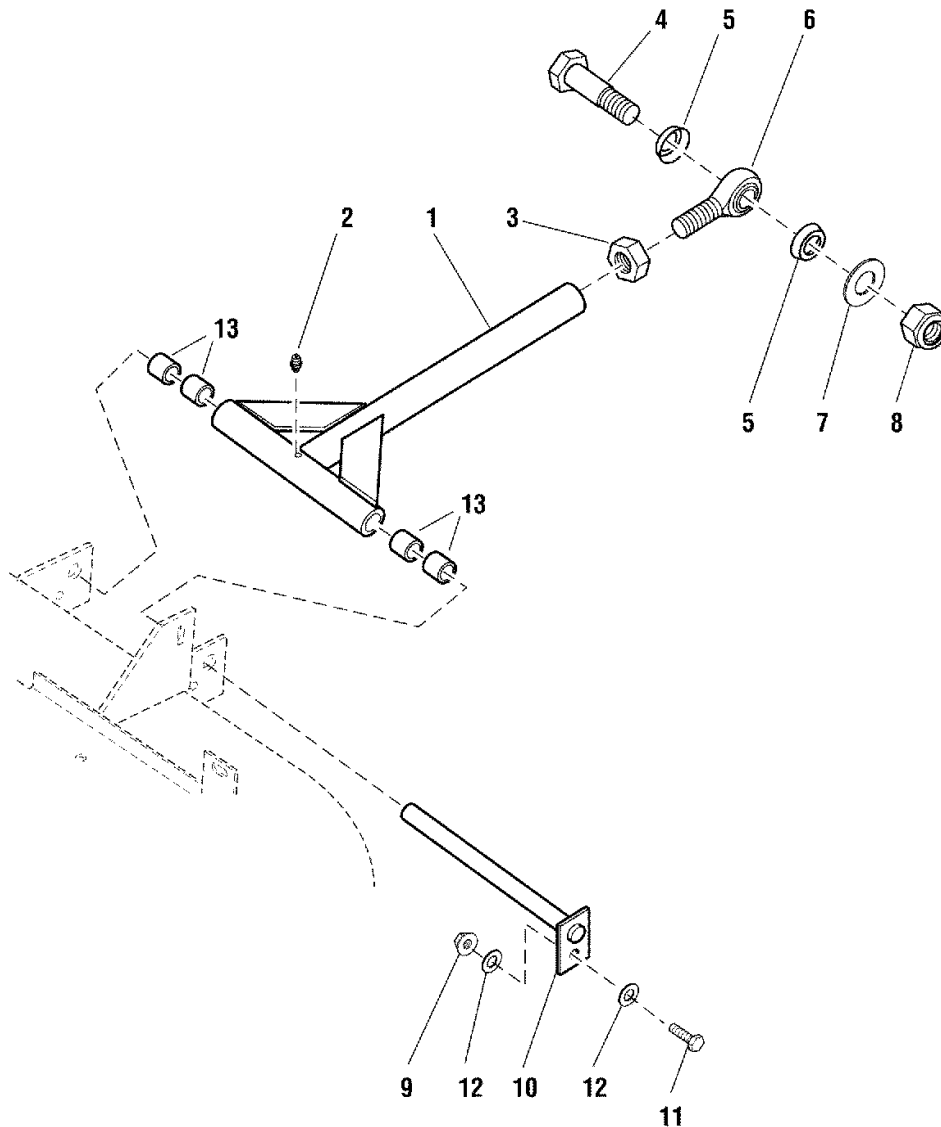
---

**The above parts group applies to the following Mfg. Nos.:**

5901171 (5100/72CE)  
5901169 (5100/72RCE)  
5901167 (5100/72)  
5901168 (5100/72R)

## 61" & 72" Mower Decks - Rear Mount Bars

NOTE: Unless noted otherwise,  
use the standard hardware torque  
specification chart.



**The above parts group applies to the following Mfg. Nos.:**

- 5901169 (5100/72RCE)                      5900623 (5100/61RCE)
- 5900618 (IS5100Z/C33D61CE) (2006)
- 5901171 (5100/72CE)
- 5901168 (5100/72R)
- 5900622 (5100/61R)
- 5901167 (5100/72)

## 61" & 72" Mower Decks - Rear Mount Bars

| REF NO. | PART NO.   | QTY. | DESCRIPTION                                     |
|---------|------------|------|---|
| 1       | 5045009    | 2    | DECK PUSHER BAR, Complete (Includes Ref No. 13) |
| 2       | 5020095    | 2    | GREASE FITTING                                  |
| 3       | 5025093    | 2    | NUT, 3/4-16 Hex Jam                             |
| 4       | 5025265X24 | 2    | BOLT, 3/4-16 x 3                                |
| 5       | 5022111    | 4    | ROD END SEAL                                    |
| 6       | 5022039    | 2    | BALL JOINT, 3/4-16 Male                         |
| 7       | 5025160    | 2    | WASHER, 3/4" SAE                                |
| 8       | 5025284    | 2    | NUT, 3/4-16 Hex Nylon Lock                      |
| 9       | 5025096    | 2    | NUT, 3/8-16 Hex Nylon Lock                      |
| 10      | 5045037B   | 2    | PUSHER BAR MOUNT PIN                            |
| 11      | 5025013X10 | 2    | BOLT, 3/8-16 x 1-1/4                            |
| 12      | 5025156    | 4    | WASHER, 3/8" SAE                                |
| 13      | 5023344    | 8    | BUSHING (Qty. (4) per pusher bar)               |

### Footnotes

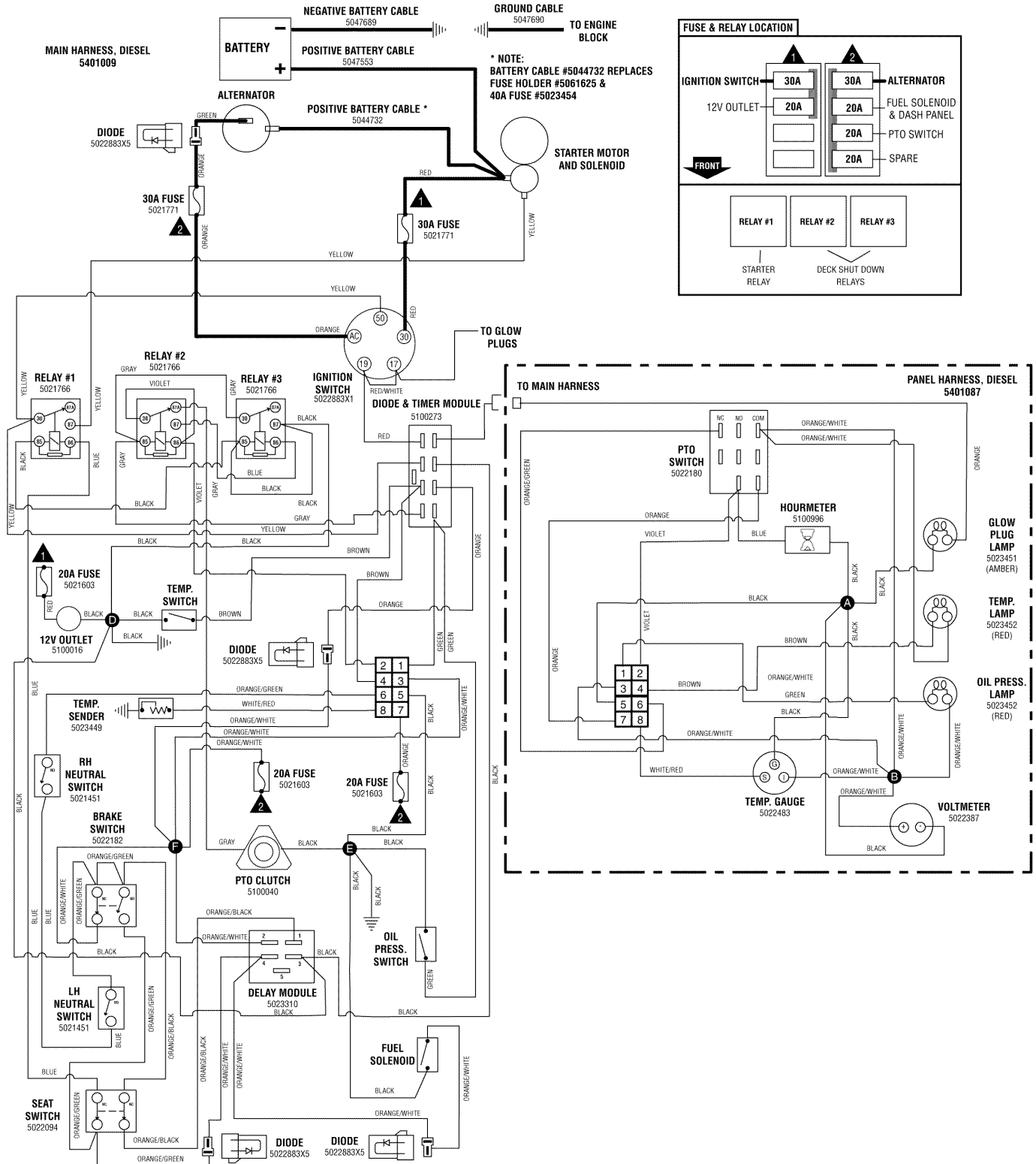
---

**The above parts group applies to the following Mfg. Nos.:**

5901169 (5100/72RCE)                      5900623 (5100/61RCE)  
5900618 (IS5100Z/C33D61CE) (2006)  
5901171 (5100/72CE)  
5901168 (5100/72R)  
5900622 (5100/61R)  
5901167 (5100/72)

# Electrical Schematic - Charging Circuit

271escc0

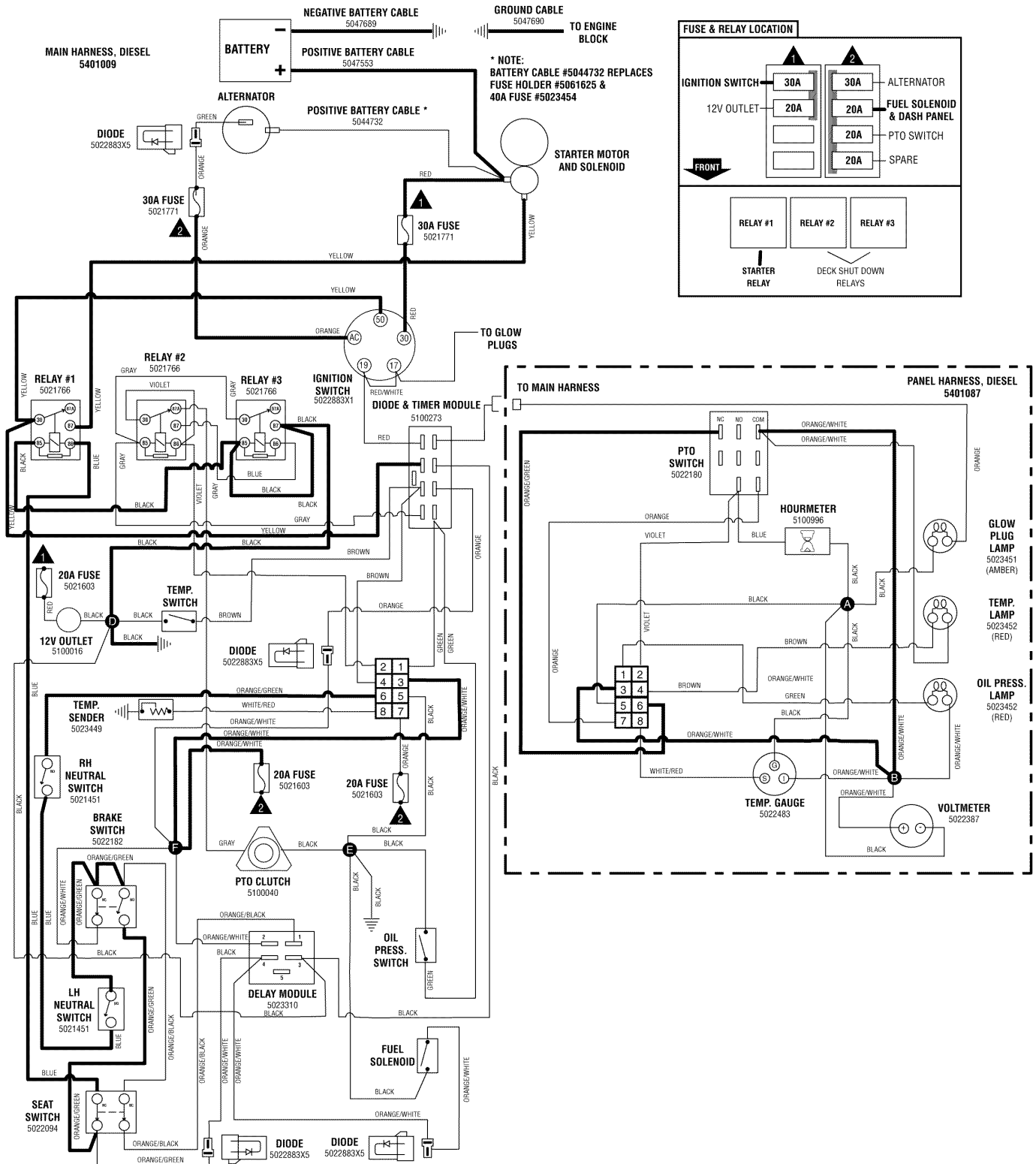


The above parts group applies to the following Mfg. Nos.:

- 5900602 (IS5100Z/C33D) (2006)
- 5900617 (IS5100Z/C33DCE) (2006)
- 5900618 (IS5100Z/C33D61CE) (2006)

# Electrical Schematic - Cranking Circuit

27lescr0

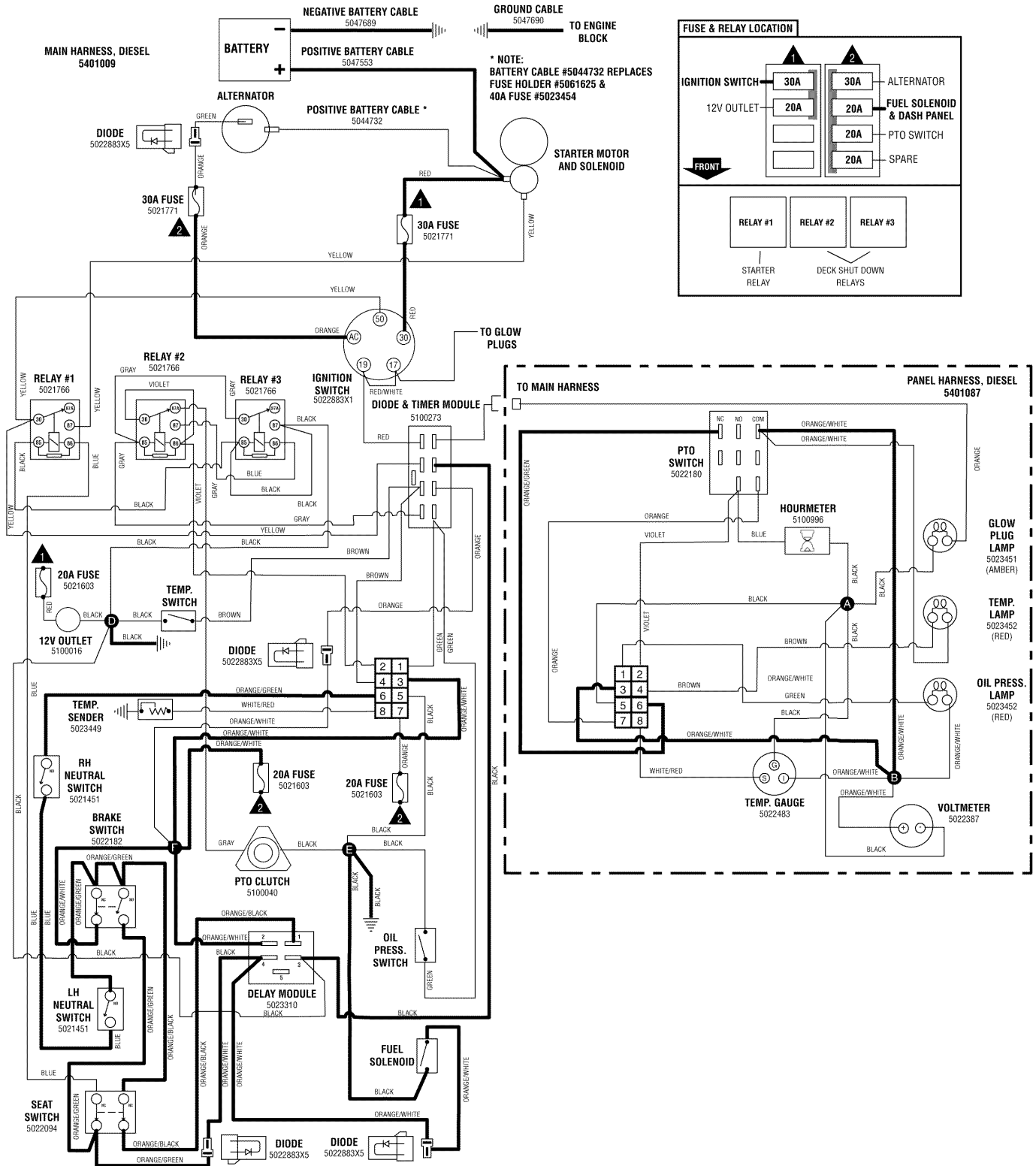


The above parts group applies to the following Mfg. Nos.:

- 5900602 (IS5100Z/C33D) (2006)
- 5900617 (IS5100Z/C33DCE) (2006)
- 5900618 (IS5100Z/C33D61CE) (2006)

# Electrical Schematic - Operator Presence/Safety Circuit

271escs0

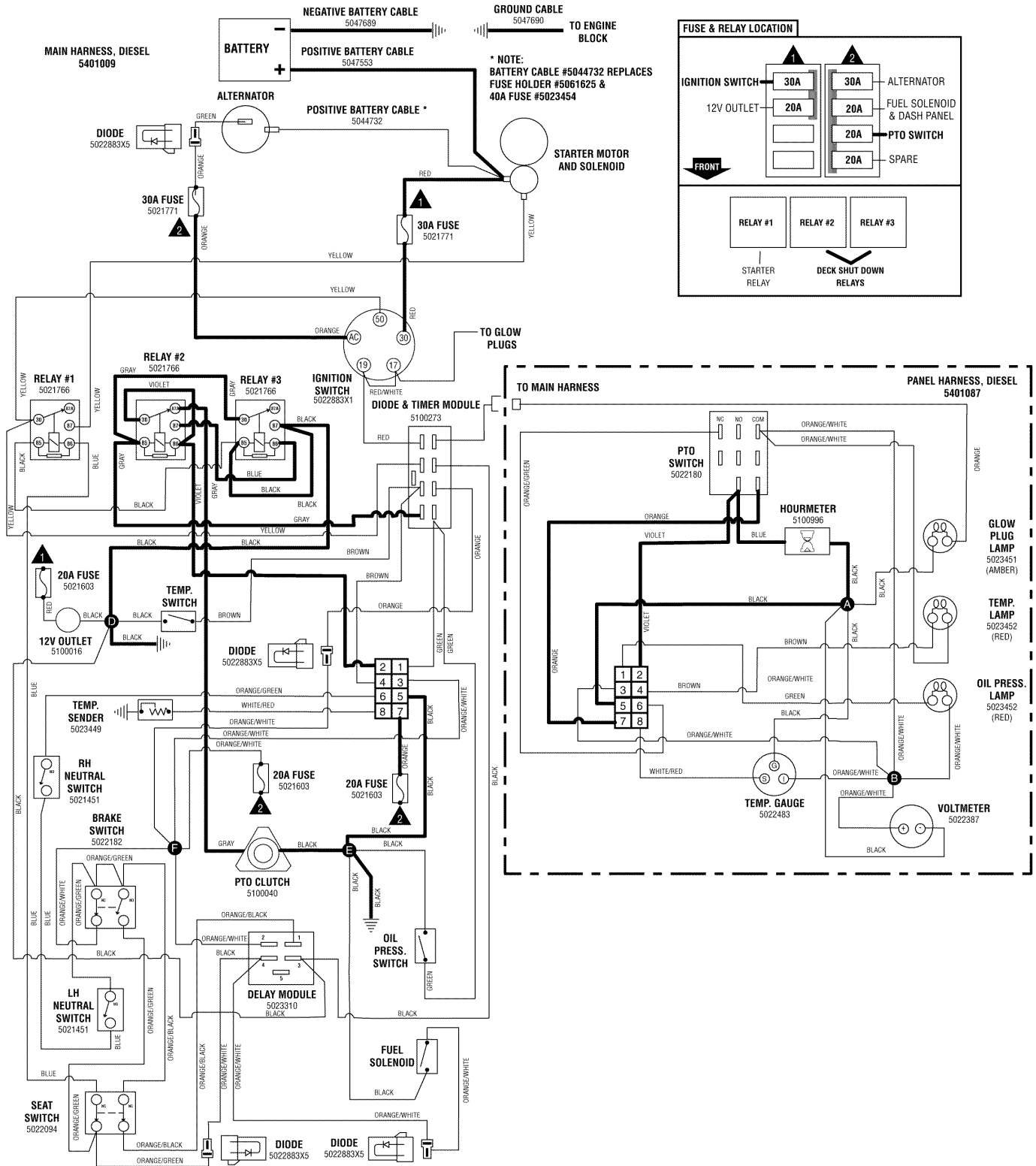


The above parts group applies to the following Mfg. Nos.:

- 5900602 (IS5100Z/C33D) (2006)
- 5900617 (IS5100Z/C33DCE) (2006)
- 5900618 (IS5100Z/C33D61CE) (2006)

# Electrical Schematic - PTO & Hourmeter Circuit

271escp0

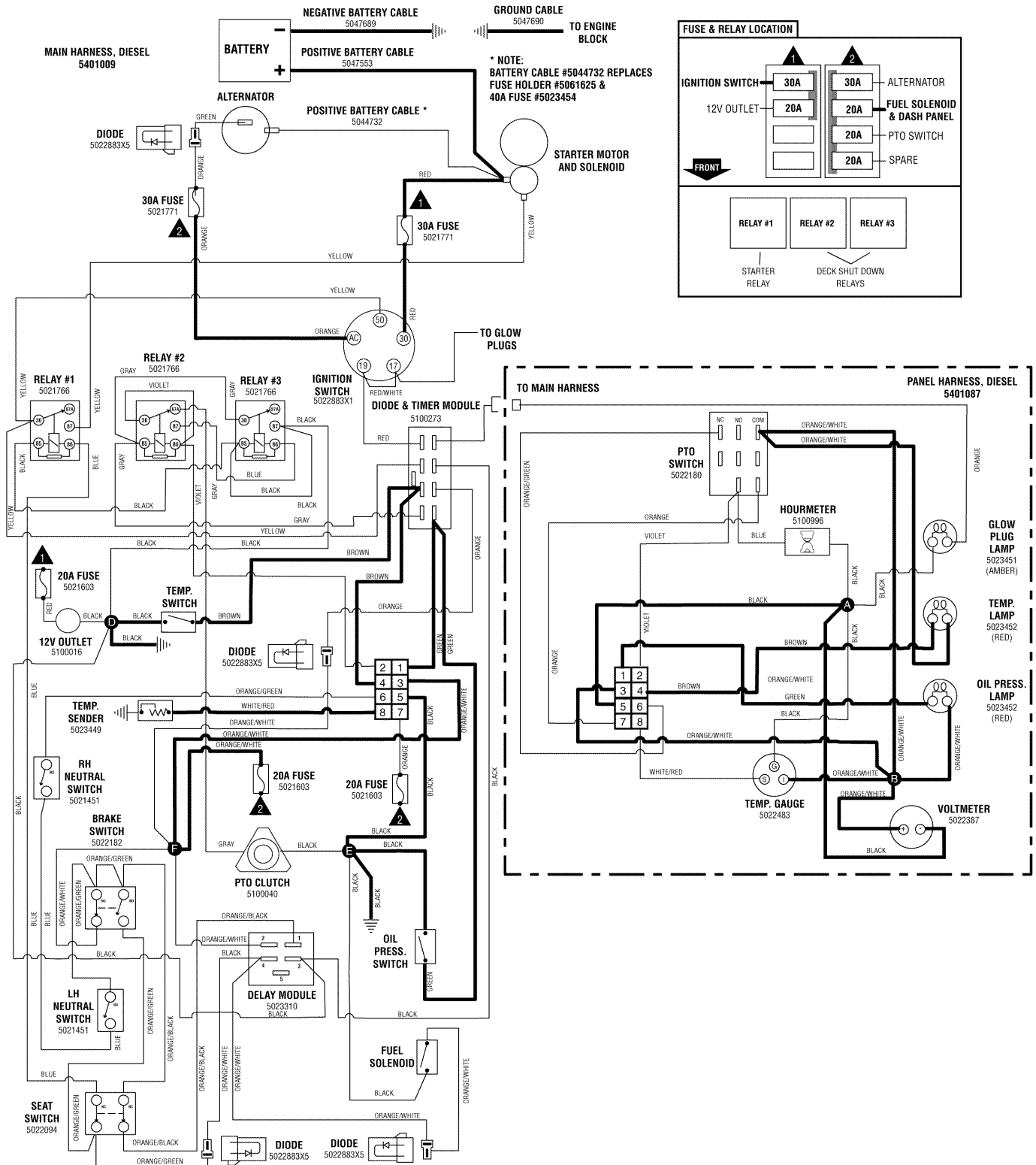


The above parts group applies to the following Mfg. Nos.:

- 5900602 (IS5100Z/C33D) (2006)
- 5900617 (IS5100Z/C33DCE) (2006)
- 5900618 (IS5100Z/C33D61CE) (2006)

# Electrical Schematic - Gauges & Warning Lamps Circuit

271escg0



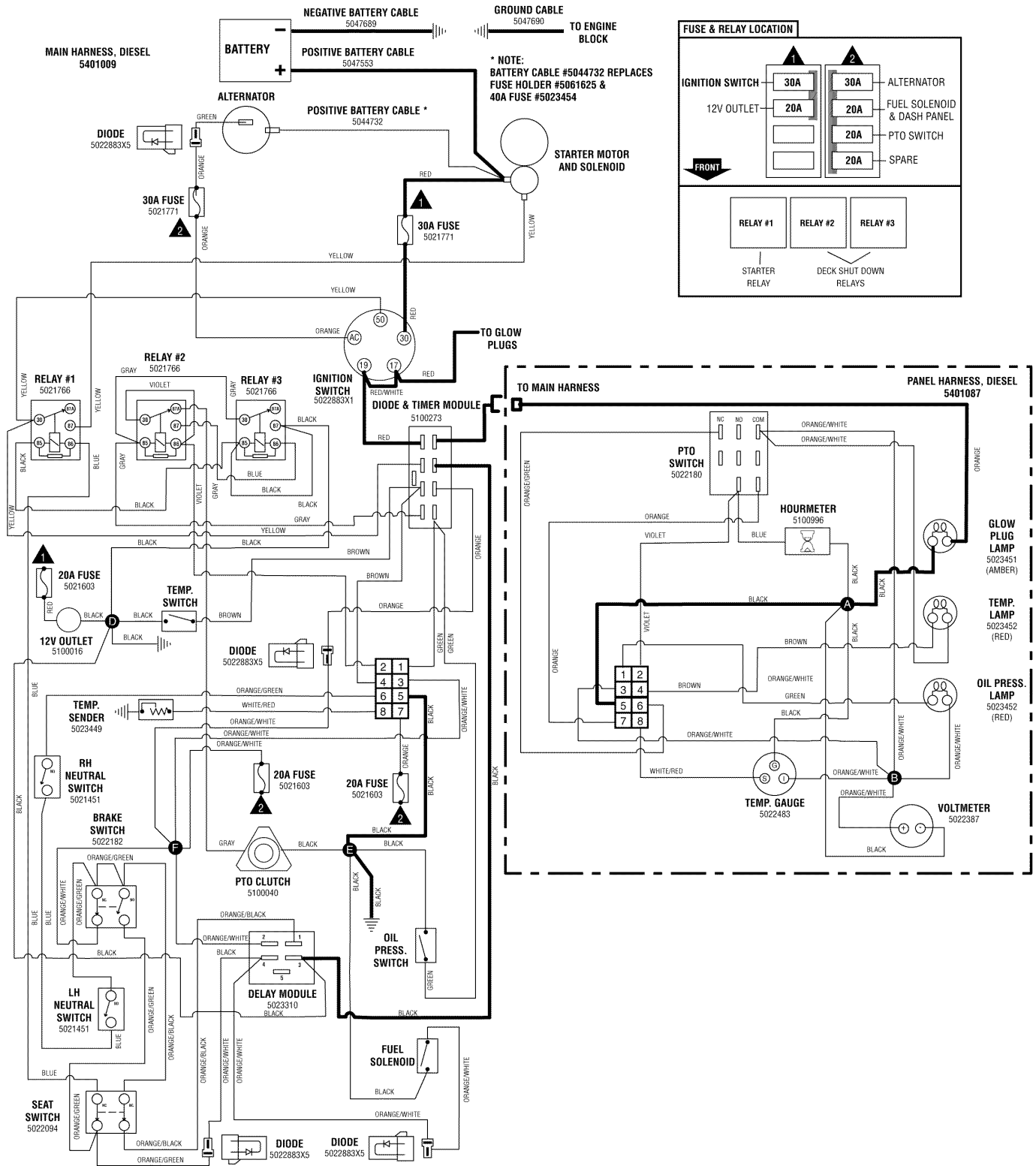
The above parts group applies to the following Mfg. Nos.:

- 5900602 (IS5100Z/C33D) (2006)
- 5900617 (IS5100Z/C33DCE) (2006)
- 5900618 (IS5100Z/C33D61CE) (2006)



# Electrical Schematic - Glow Plug Heat Circuit

27lesch0



The above parts group applies to the following Mfg. Nos.:

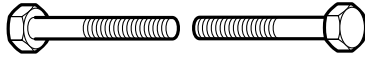
- 5900602 (IS5100Z/C33D) (2006)
- 5900617 (IS5100Z/C33DCE) (2006)
- 5900618 (IS5100Z/C33D61CE) (2006)



# Hardware Identification & Torque Specifications

## Common Hardware Types

Hex Head Capscrew



Washer



Carriage Bolt



Lockwasher



Hex Nut

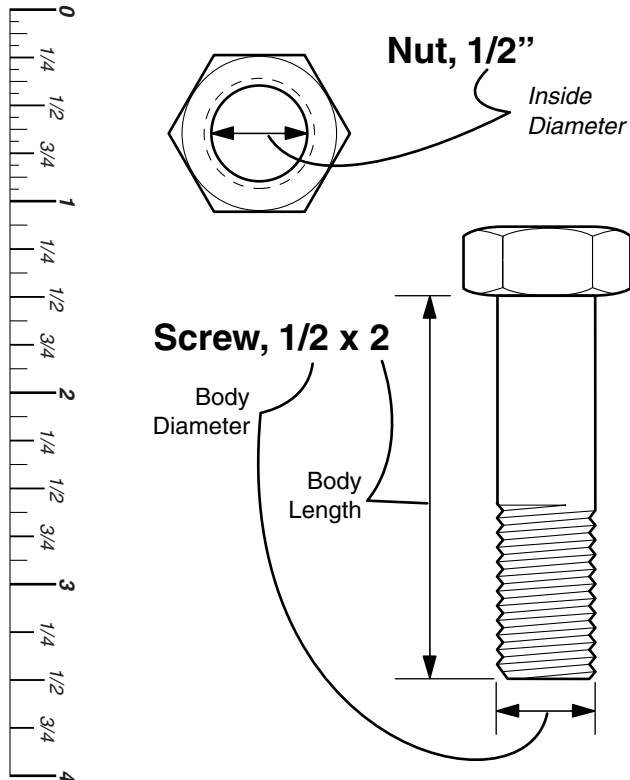


## Standard Hardware Sizing

When a washer or nut is identified as  $1/2''$ , this is the *Nominal size*, meaning the *inside diameter* is  $1/2$  inch; if a second number is present it represents the *threads per inch*

When bolt or capscrew is identified as  $1/2 - 16 \times 2''$ , this means the *Nominal size*, or *body diameter* is  $1/2$  inch; the second number represents the *threads per inch* (16 in this example, and the final number is the *body length* of the bolt or screw (in this example 2 inches long).

*The guides and ruler furnished below are designed to help you select the appropriate hardware and tools.*



## Torque Specification Chart

FOR STANDARD MACHINE HARDWARE (Tolerance  $\pm 20\%$ )

| Hardware Grade | No Marks<br>SAE Grade 2 |       | SAE Grade 5      |       | SAE Grade 8      |         |
|----------------|-------------------------|-------|------------------|-------|------------------|---------|
|                | in/lbs<br>ft/lbs        | Nm.   | in/lbs<br>ft/lbs | Nm.   | in/lbs<br>ft/lbs | Nm.     |
| 8-32           | 19                      | 2.1   | 30               | 3.4   | 41               | 4.6     |
| 8-36           | 20                      | 2.3   | 31               | 3.5   | 43               | 4.9     |
| 10-24          | 27                      | 3.1   | 43               | 4.9   | 60               | 6.8     |
| 10-32          | 31                      | 3.5   | 49               | 5.5   | 68               | 7.7     |
| 1/4-20         | 66                      | 7.6   | 8                | 10.9  | 12               | 16.3    |
| 1/4-28         | 76                      | 8.6   | 10               | 13.6  | 14               | 19.0    |
| 5/16-18        | 11                      | 15.0  | 17               | 23.1  | 25               | 34.0    |
| 5/16-24        | 12                      | 16.3  | 19               | 25.8  | 27               | 34.0    |
| 3/8-16         | 20                      | 27.2  | 30               | 40.8  | 45               | 61.2    |
| 3/8-24         | 23                      | 31.3  | 35               | 47.6  | 50               | 68.0    |
| 7/16-14        | 30                      | 40.8  | 50               | 68.0  | 70               | 95.2    |
| 7/16-20        | 35                      | 47.6  | 55               | 74.8  | 80               | 108.8   |
| 1/2-13         | 50                      | 68.0  | 75               | 102.0 | 110              | 149.6   |
| 1/2-20         | 55                      | 74.8  | 90               | 122.4 | 120              | 163.2   |
| 9/16-12        | 65                      | 88.4  | 110              | 149.6 | 150              | 204.0   |
| 9/16-18        | 75                      | 102.0 | 120              | 163.2 | 170              | 231.2   |
| 5/8-11         | 90                      | 122.4 | 150              | 204.0 | 220              | 299.2   |
| 5/8-18         | 100                     | 136   | 180              | 244.8 | 240              | 326.4   |
| 3/4-10         | 160                     | 217.6 | 260              | 353.6 | 386              | 525.0   |
| 3/4-16         | 180                     | 244.8 | 300              | 408.0 | 420              | 571.2   |
| 7/8-9          | 140                     | 190.4 | 400              | 544.0 | 600              | 816.0   |
| 7/8-14         | 155                     | 210.8 | 440              | 598.4 | 660              | 897.6   |
| 1-8            | 220                     | 299.2 | 580              | 788.8 | 900              | 1,244.0 |
| 1-12           | 240                     | 326.4 | 640              | 870.4 | 1,000            | 1,360.0 |


### NOTES

- These torque values are to be used for all hardware excluding: locknuts, self-tapping screws, thread forming screws, sheet metal screws and socket head setscrews.
- Recommended seating torque values for locknuts:
  - for prevailing torque locknuts - use 65% of grade 5 torques.
  - for flange whizlock nuts and screws - use 135% of grade 5 torques.
- Unless otherwise noted on assembly drawings, all torque values must meet this specification.

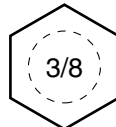
## Wrench & Fastener Size Guide




$1/4''$  Bolt or Nut  
Wrench— $7/16''$



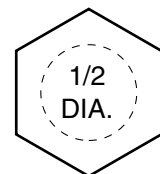
$5/16''$  Bolt or Nut  
Wrench— $1/2''$



$3/8''$  Bolt or Nut  
Wrench— $9/16''$



$7/16''$  Bolt or Nut  
Wrench (Bolt)— $5/8''$   
Wrench (Nut)— $11/16''$



$1/2''$  Bolt or Nut  
Wrench— $3/4''$

# **Parts Manual IS5100Z Series Zero-Turn Riding Mower**

**IT IS THE POLICY OF FERRIS INDUSTRIES TO IMPROVE ITS PRODUCTS WHENEVER IT IS POSSIBLE AND PRACTICAL TO DO SO. WE RESERVE THE RIGHT TO MAKE CHANGES OR ADD IMPROVEMENTS AT ANY TIME WITHOUT INCURRING ANY OBLIGATION TO MAKE SUCH CHANGES ON PRODUCTS MANUFACTURED**

**Briggs and Stratton Yard Power Products Group**

5375 North Main Street  
Munnsville, NY 13409 USA  
800-933-6175

[www.ferrisindustries.com](http://www.ferrisindustries.com)

© Copyright 2007 Briggs and Stratton Corporation  
All Rights Reserved. Printed In USA.