



Parts Manual Evolution Series Zero-Turn Riding Mower



Models:	Description:
5900834	20HP Kawasaki w/ 48" Mower Deck (EVKAV2048)
5900778	19HP Kawasaki w/ 36" Mower Deck (EVKAV1936)
5900854	19HP Kawasaki w/ 36" Mower Deck CAL (EVKAV1936CAL)
5900913	19HP Kawasaki w/ 36" Mower Deck (EVKAV1936CE)
5900779	27HP Kawasaki w/ 48" Mower Deck (EVKAV2748)

Briggs and Stratton Yard Power Products Group

5375 North Main Street
Munnsville, NY 13409 USA
800-933-6175

5101837
Revision R
Rev. Date: 02/10/10
TP 400-7422-R-HZ-F

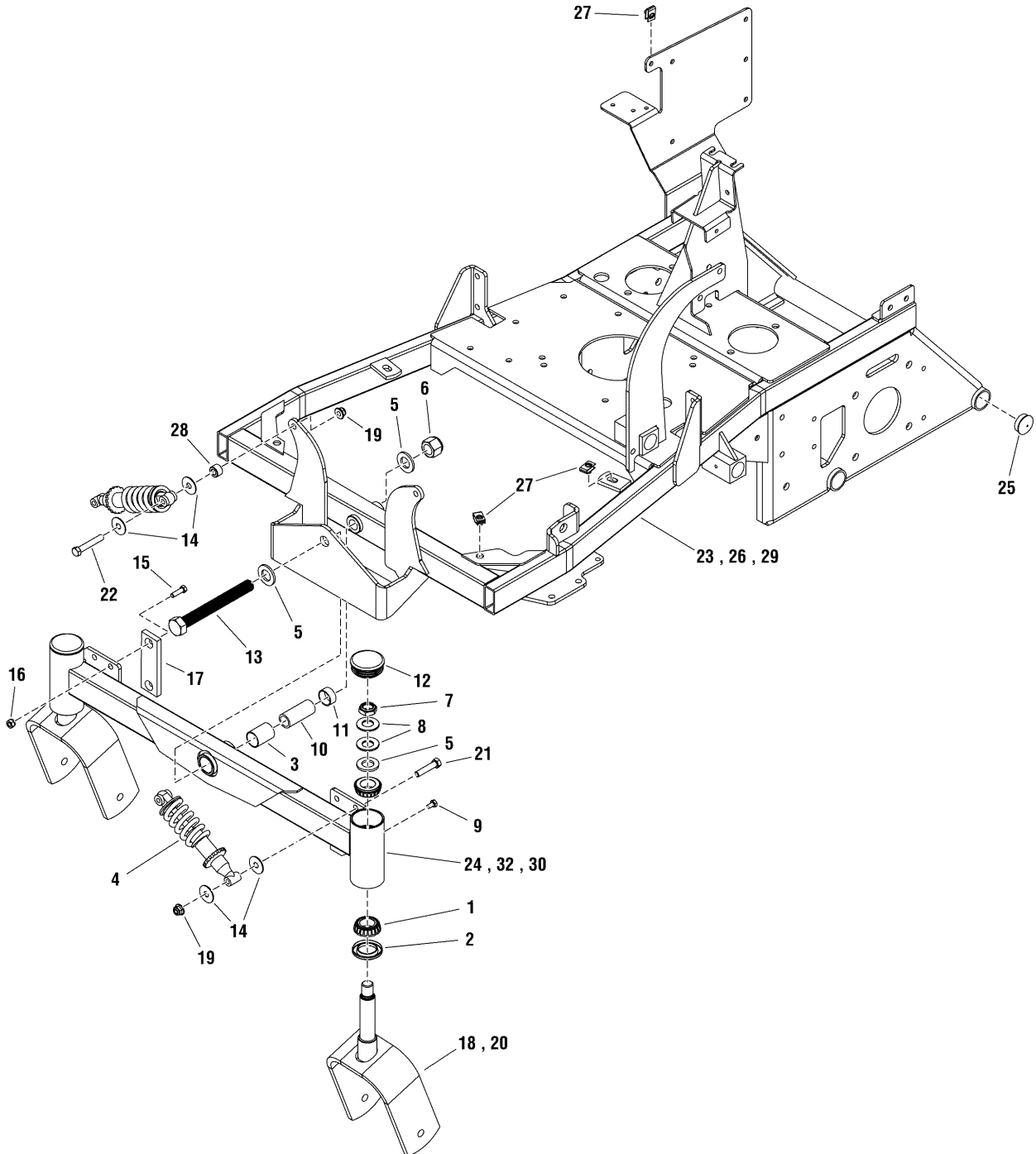
Not for
Reproduction

MODEL COMPONENTS	PAGE
Main Frame & Front Suspension Group	4
Fuel Tank Mount Group	6
Fuel Supply Hose & Tank Replacement Parts Group	8
Instrument Control Panel Group	10
Engine & PTO Group - 19HP Kawasaki	12
Engine & PTO Group - 27HP Kawasaki	14
Engine & PTO Group - 20HP Kawasaki	16
Pump Drive Group - 36" Models	18
Pump Drive Group - 48" Models	20
Motion Controls Group	22
Hydraulic Group - 36" Models	26
Hydraulic Mounts & Guards Group - 36" Models	30
Hydraulic Group - 48" Models	32
Hydraulic Mounts & Guards Group	36
Parking Brake Group - 36" Models	38
Parking Brake Group - 48" Models	42
Deck Lift Group - 36" Models	46
Deck Lift Group - 48" Models	50
Wheel & Tire Group	54
Decal Group - Brand	56
Decal Group - Safety & Operation (Export Models)	58
Decal Group - Safety & Operations	60
Operator Platform Group	62
Guards & Covers Group (Export Models)	66
36" Mower Deck - Housing, Spindles & Blades Group	68
36" & 48" Mower Deck - Hanger Chains Group	70
36" Mower Deck - Belts, Pulleys & Idler Arm Group	72
48" Mower Deck - Housing, Spindles & Blades Group	76
48" Mower Deck - Belts, Pulleys & Idler Arms	78
48" Mower Deck - Rollers Group	82
36" Mower Deck - Housing, Spindles & Blades (Export Model)	84
Electrical Group - 36" Models	86
Electrical Group	88
Electrical Schematics - Charging Circuit	90-93
Electrical Schematics - Charging Circuit	94-97
Electrical Schematics - Charging Circuit	98-101
Torque Specification Chart	Inside Back Cover

Main Frame & Front Suspension Group

NOTE: Unless noted otherwise, use the standard hardware torque specification chart.

5301542
5301622



The above parts group applies to the following Mfg. Nos.:

- 5900778 (EVKAV1936)
- 5900834 (EVKAV2048)
- 5900913 (EVKAV1936CE)
- 5900779 (EVKAV2748)
- 5900854 (EVKAV1936CAL)

Main Frame & Front Suspension Group

REF NO.	PART NO.	QTY.	DESCRIPTION
1	5020884	4	BEARING, TAPERED ROLLER, 1
2	5021072	2	SEAL, GREASE
3	5022852	1	PIVOT BEARING-1.00 X 1.125 ODX1.50
4	5023483	2	SHOCK, SPRING ASSEMBLY
5	5025160	4	WASHER, 3/4 SAE
6	5025284	1	NUT, 3/4-16 HEX NYLON LOCK
7	5025448	2	NUT, 3/4-16, HEX JAM NYLON LOCK
8	5025449	4	WASHER, BELLEVILLE - 1.500 X .755
9	5025457	2	BOLT, 1/4-28 X 1/2, GD5 YZ
10	5047489	1	SPACER, .75 X 1.00 X 2.38
11	5100358	1	PIVOT BEARING, 1.00 X 1.125 OD X .50
12	5100882	2	CAP, CASTER SPINDLE, LOW PROFILE
13	5025265X52	1	BOLT, 3/4-16 X 6-1/2 YZ GD5
14	5025165	8	WASHER-3/8 FENDER
15	5025303	4	SCREW, 5/16-18 X 1 FLAT HD SC
16	5025057	4	NUT, 5/16-18 HEX NYLON LOCK
17	5100930	2	PAD, FRICTION, .375 X 1.25 X 4.00
18	5402539B	2	WELD, CASTER YOKE, IS500Z - RED (36" MODEL ONLY)
19	5025394	4	NUT, 3/8-16 HEX NYLOCK FLANGE
20	5404838B	2	WELD, CASTER YOKE, EVOLUTION - RED (48" MODEL ONLY)
21	5025013X14	2	BOLT, 3/8-16 X 1-3/4 GD5 YZ
22	5025013X18	2	BOLT, 3/8-16 X 2-1/4 GD5 YZ
23	5404272B	1	WELD, MAIN FRAME, COMPACT RIDER - RED (36" MODEL ONLY) (S/N: 2013447379 & Below)
24	5600316	1	ASSM, FRONT END PIVOT, EVO 36 (5404766B) (36" MODEL ONLY) (S/N: 2013447379 & Below)
25	5023484	2	PLUG, PANEL, 1.25 - BLACK
26	5404992B	1	WELD, FRONT FRAME, EVO 36 - RED (36" MODEL ONLY) (S/N: 2013447380 & Above)
27	5022308	5	BODY CLIP, 5/16-18-7GA MATERIAL
28	5047408	2	SPACER, .39 X .75 X .50
29	5404183B	1	WELD, MAIN FRAME, EVOLUTION, 48 - RED (48" MODEL ONLY)
30	5600317	1	ASSM, FRONT END PIVOT, EVO 48 (5404837B) (48" MODEL ONLY)
32	5600320	1	ASSM, FRONT END PIVOT, EVO 36 (5404993B) (36" MODEL ONLY) (S/N: 2013447380 & Above)

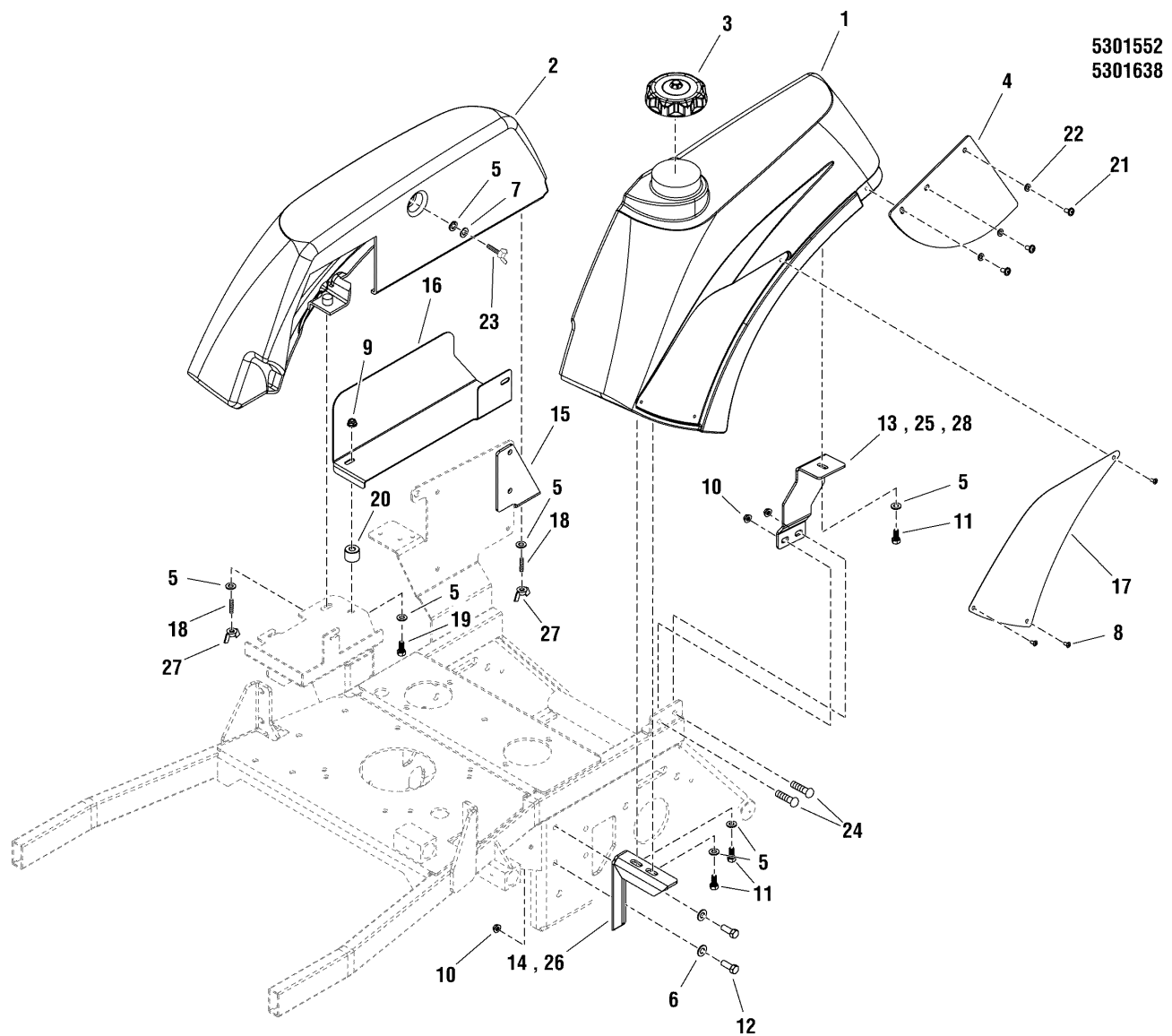
Footnotes

The above parts group applies to the following Mfg. Nos.:

5900778 (EVKAV1936)
 5900834 (EVKAV2048)
 5900913 (EVKAV1936CE)
 5900779 (EVKAV2748)
 5900854 (EVKAV1936CAL)

Fuel Tank Mount Group

NOTE: Unless noted otherwise, use the standard hardware torque specification chart.



The above parts group applies to the following Mfg. Nos.:

- 5900778 (EVKAV1936)
- 5900834 (EVKAV2048)
- 5900913 (EVKAV1936CE)
- 5900779 (EVKAV2748)
- 5900854 (EVKAV1936CAL)

Fuel Tank Mount Group

REF NO.	PART NO.	QTY.	DESCRIPTION
1	5101808	1	TANK, FUEL, LH, EVOLUTION
2	5101809	1	TANK, FENDER, RH, EVOLUTION
3	5101651	1	CAP, GASOLINE, VENTED
4	5101766	2	FLAP, RUBBER, SPLASH GUARD
5	5025155	7	WASHER, 5/16 SAE
6	5025156	2	WASHER, 3/8 SAE
7	5025170	1	WASHER, 5/16 LOCK YZ
8	5025386	6	SCREW, #10-24 X 3/8 ALLEN BHBZ
9	5025392	1	NUT, 5/16-18 HEX NYLOCK FLANGE
10	5025394	2	NUT, 3/8-16 HEX NYLOCK FLANGE
11	5025011X6	3	BOLT, 5/16-18 X 3/4 GD5
12	5025013X8	2	BOLT, 3/8-16 X 1 GD5 YZ
13	5404759B	1	PLATE, REAR TANK MOUNT - RED (36" MODELS ONLY)
14	5404760B	1	PLATE, FRONT TANK MOUNT - RED (36" MODELS ONLY)
15	5404764B	1	PLATE, RIGHT REAR TANK MOUNT - RED
16	5404913B	1	GUARD, OIL FILTER - RESERVOIR, EVO - RED
17	5404641B	2	PLATE, BADGE EVOLUTION, LH - RED
18	5025530	2	SOC SET SCREW, 5/16-18 X 1-1/2 SS
19	5025011X12	1	BOLT, 5/16-18 X 1-1/2 GD5 YZ
20	5046446	1	SPACER, .39 X 1.00 X .80
21	5025299X4	6	SCREW, 1/4-20 X 1/2 ALLEN BH
22	5025154	6	WASHER, 1/4 SAE
23	5025525X10	1	WING, SCREW, 5/16-18 X 1-1/4, CZ
24	5025501	2	SCREW, BUTTON HD. SOC CAP, 3/8-16X1. BZ
25	5405416B	1	PLATE, REAR TANK MOUNT, 48 - RED (48" MODELS ONLY) (S/N: 2013704369 & Above)c
26	5404986B	1	WELD, MOUNT, FUEL TANK, FRONT - RED (48" MODELS ONLY)
27	5025277	2	NUT, 5/16-18 WING NYLON LOCK
28	5405408B	1	PLATE, LEFT REAR TANK MOUNT, 48 (48" MODELS ONLY) (S/N: 2013704368 & Below)

Footnotes

The above parts group applies to the following Mfg. Nos.:

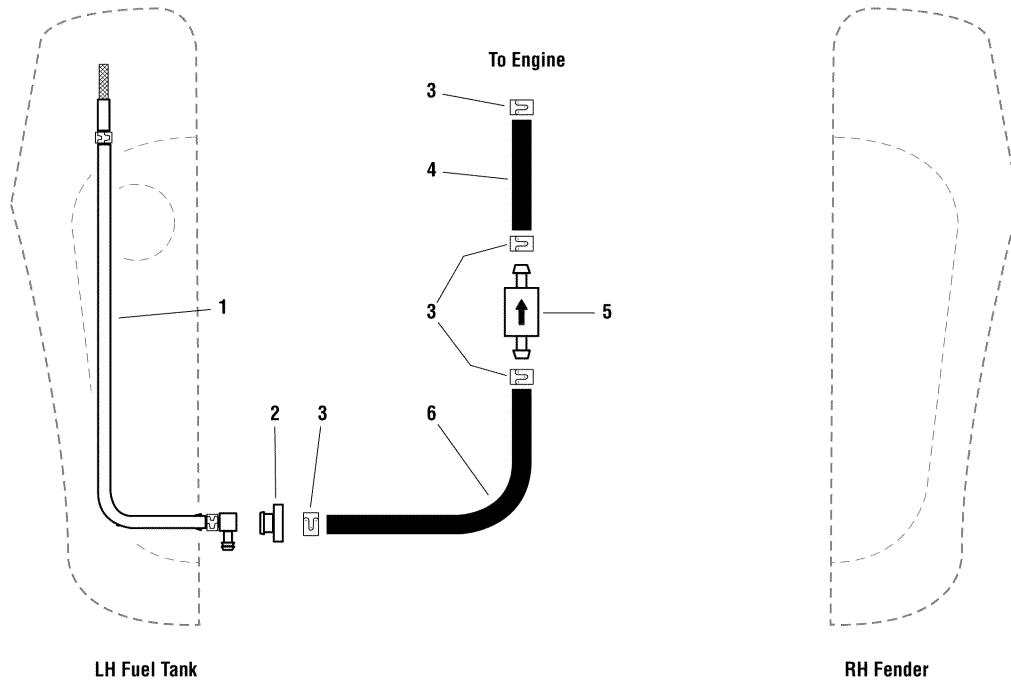
5900778 (EVKAV1936)
5900834 (EVKAV2048)
5900913 (EVKAV1936CE)
5900779 (EVKAV2748)
5900854 (EVKAV1936CAL)

Fuel Supply Hose & Tank Replacement Parts Group

NOTE: Unless noted otherwise, use the standard hardware torque specification chart.

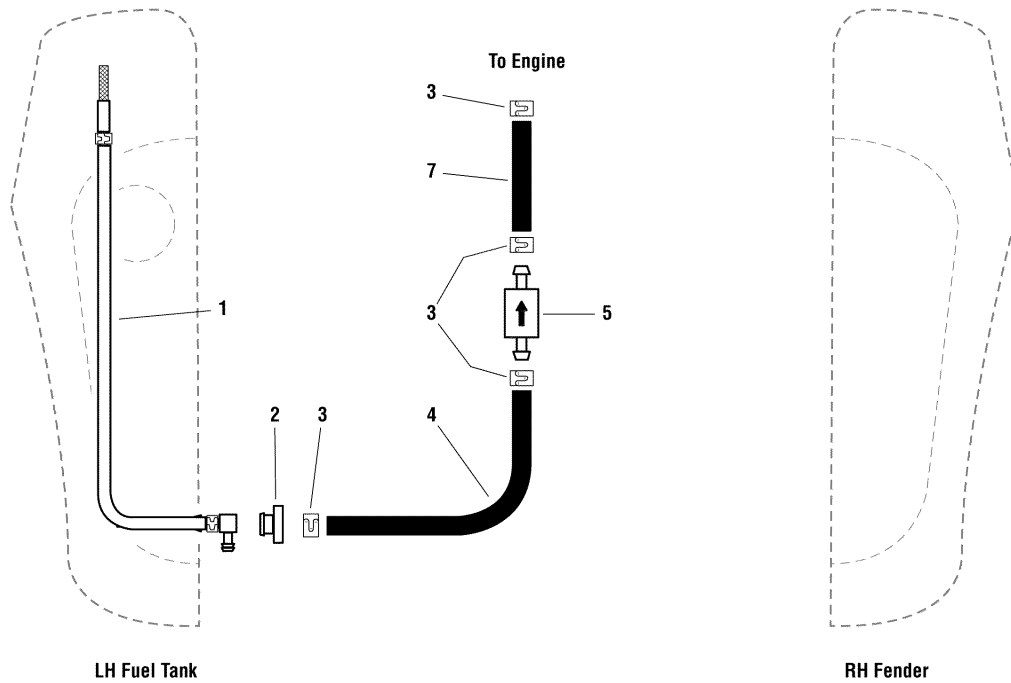
36" Models

5301552R



48" Models

5301638R



The above parts group applies to the following Mfg. Nos.:

- 5900778 (EVKAV1936)
- 5900834 (EVKAV2048)
- 5900913 (EVKAV1936CE)
- 5900779 (EVKAV2748)
- 5900854 (EVKAV1936CAL)

Fuel Supply Hose & Tank Replacement Parts Group

REF NO.	PART NO.	QTY.	DESCRIPTION
1	5101929	1	PICKUP TUBE ASM, FUEL TANK, 18.38" (SV)
2	5600050	1	KIT, BUSHING, FUEL (SV)
3	5020835	4	CLAMP, HOSE, EXTERNAL, 1/2 - RED
4	5050831X10	1	HOSE, 1/4 FUEL LINE, 10"
5	5021178X3	1	FUEL FILTER (SV)
6	5050831X28	1	HOSE, 1/4 FUEL LINE, 28" (36" MODELS ONLY)
7	5050831X31	1	HOSE, 1/4 FUEL LINE, 31" (48" MODELS ONLY)

Not for
Reproduction

Footnotes

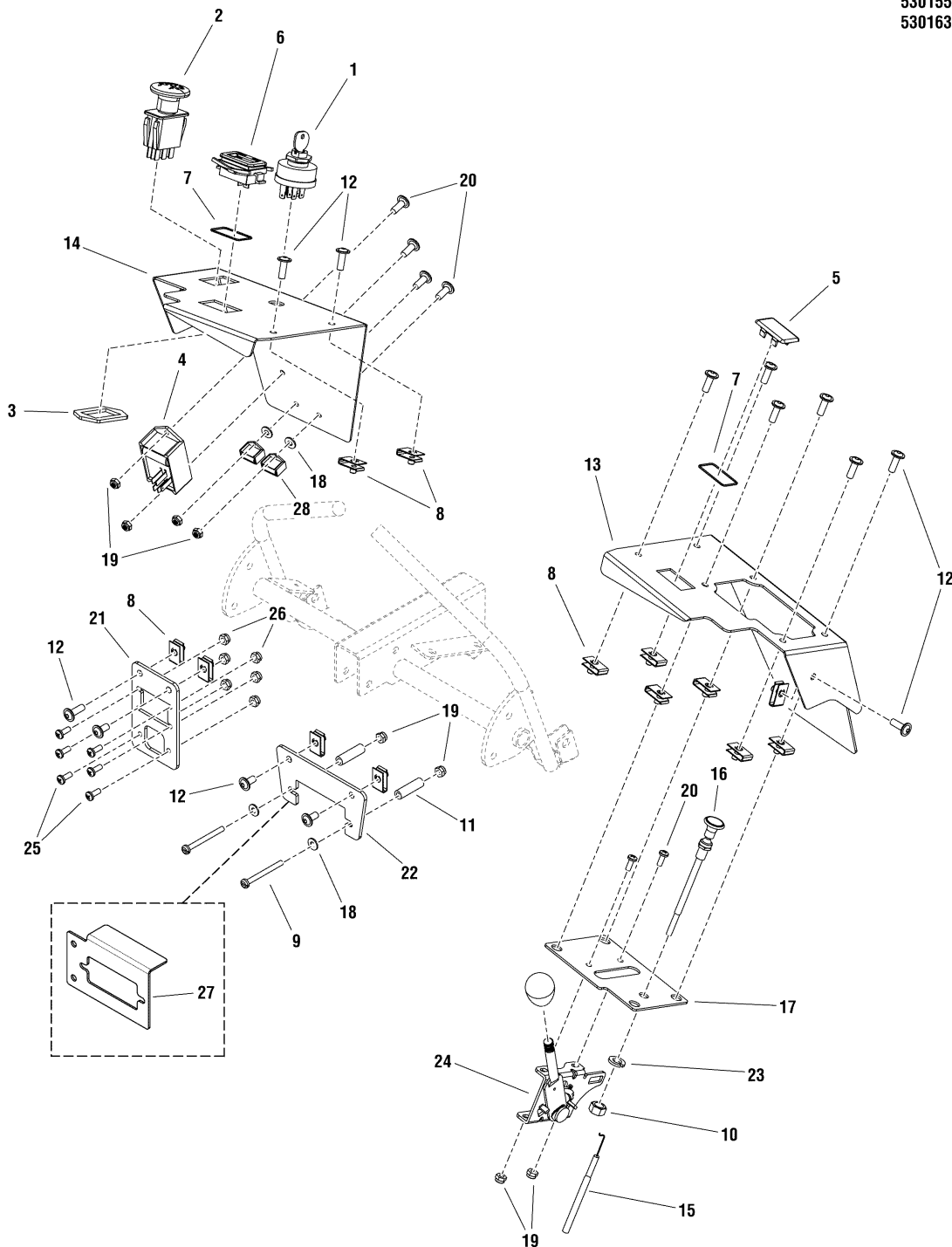
The above parts group applies to the following Mfg. Nos.:

5900778 (EVKAV1936)
5900834 (EVKAV2048)
5900913 (EVKAV1936CE)
5900779 (EVKAV2748)
5900854 (EVKAV1936CAL)

Instrument Control Panel Group

NOTE: Unless noted otherwise, use the standard hardware torque specification chart.

5301554
5301639



The above parts group applies to the following Mfg. Nos.:

- 5900778 (EVKAV1936)
- 5900834 (EVKAV2048)
- 5900913 (EVKAV1936CE)
- 5900779 (EVKAV2748)
- 5900854 (EVKAV1936CAL)

Instrument Control Panel Group

REF NO.	PART NO.	QTY.	DESCRIPTION
1	5020927	1	SWITCH, IGNITION, 6 POST
2	5022180	1	SWITCH, BLADE ENGAGEMENT
3	5022222	1	RING, SWITCH RETAINER
4	5023310	1	MODULE, TIME DELAY
5	1709188	1	PLUG, .820X1.44 HOLE, BLACK PLASTIC
6	5100996	1	HOUR METER, W/ SUPPRESSOR
7	5022269	2	O-RING, 7/8 ID X 1/16 W
8	5022665	14	BODY CLIP, 1/4-20 X 1/2 DEEP
9	5025270X16	2	SCREW, #10-24 X 2 ROUND PHILLIPS
10	5025309	1	NUT, 3/8-24 HEX JAM
11	5061763	2	SPACER, .20 X .38 X 1.25
12	5025299X6	14	SCREW, 1/4-20 X 3/4 ALLEN BH
13	5404585B	1	PLATE, CONTROL PANEL, LH - RED
14	5404586B	1	PLATE, CONTROL PANEL, RH - RED
15	5101890	1	CABLE, THROTTLE, 31"
16	5100185	1	CABLE, CHOKE CONTROL, 35.25"
17	5404849B	1	PLATE, CHOKE/THROTTLE - RED
18	5023499	4	WASHER, #10 SAE
19	5025271	8	NUT, #10-24 HEX NYLON LOCK
20	5025179X4	6	SCREW- #10-24 X 1/2 ROUND PHILLIPS
21	5404920B	1	PLATE, CONNECTORS, OPERATOR PLATFORM
22	5404921B	1	PLATE, FUSE BLOCK - RED (36" MODELS ONLY)
23	5025171	1	WASHER, 3/8 SPLIT LOCK
24	5101995	1	LEVER, THROTTLE CONTROL
25	5025338X5	6	SCREW, #8-32 X 5/8 PHILLIPS ZP
26	5025339	6	NUT, #8-32 HEX NYLON LOCK
27	5405004B	1	PLATE, FUSE BLOCK - RED
28	5021766	2	RELAY, 12V, 40A (SEE ELECTRICAL GROUP)

Footnotes

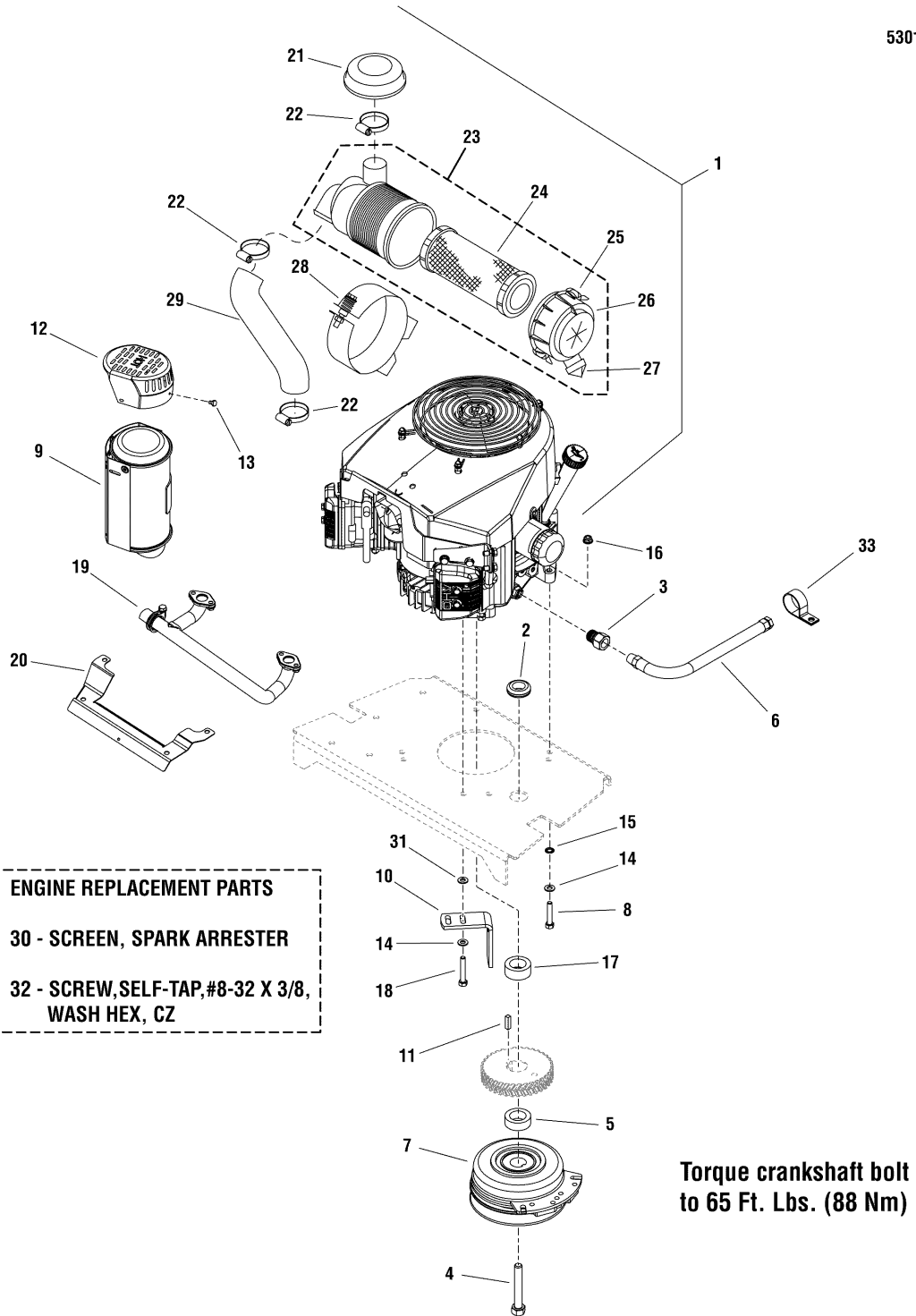
The above parts group applies to the following Mfg. Nos.:

5900778 (EVKAV1936)
5900834 (EVKAV2048)
5900913 (EVKAV1936CE)
5900779 (EVKAV2748)
5900854 (EVKAV1936CAL)

Engine & PTO Group - 19HP Kawasaki

NOTE: Unless noted otherwise, use the standard hardware torque specification chart.

5301544



The above parts group applies to the following Mfg. Nos.:

- 5900778 (EVKAV1936)
- 5900913 (EVKAV1936CE)
- 5900854 (EVKAV1936CAL)

Engine & PTO Group - 19HP Kawasaki

REF NO.	PART NO.	QTY.	DESCRIPTION
1	-	1	ENGINE, 19HP, KAWASAKI
2	5021379	1	GROMMET, 7/8
3	5022234	1	ADAPTER-OIL DRAIN
4	5045289	1	BOLT, CRANKSHAFT, 7/16 X 2-1/2
5	5048135	1	SPACER, 1.13 X 1.75 X .62
6	5048681	1	HOSE, OIL DRAIN
7	5100084	1	CLUTCH,5218-134, WARNER
8	5025011X14	3	BOLT, 5/16-18 X 1-3/4 GD5 YZ
9	5100566X1	1	MUFFLER, FUEL PUMP SIDE, 19HP KAWI
10	5404967B	1	ANCHOR, CLUTCH - RED
11	5050407X8	1	KEY, 1/4 SQ. X 1.00
12	5100566X2	1	COVER, MUFFLER 19 HP KAWASAKI (USA MODELS ONLY)
13	5100566X3	3	BOLT, MUFFLER COVER, 19HP KAWASAKI (USA MODELS ONLY)
14	5025155	4	WASHER, 5/16 SAE
15	5025188	3	WASHER, 5/16 INT. TOOTH LOCK
16	5025392	4	NUT, 5/16-18 HEX NYLOCK FLANGE
17	5101289	1	SPACER, 1.13 X 1.75 X .75
18	5025011X16	1	BOLT, 5/16-18 X 2, GD5
19	5100566X4	1	MANIFOLD. EXHAUST
20	5100566X5	1	HEAT SHIELD, EXHAUST MANIFOLD
21	5100255	1	RAIN COVER
22	5100256	3	CLAMP
23	5100257	1	AIR FILTER ASSEMBLY (REF NO. 24 - 27)
24	5100192	1	AIR FILTER, ELEMENT
25	5100259	2	CLAMP, CAP
26	5100260	1	CAP, FILTER CASE
27	5100261	1	RUBBER DUST CAP
28	5100262	1	CASE, BRACKET, COMPLETE
29	5100264	1	AIR INLET TUBE
30	5101677	1	SCREEN, SPARK ARRESTER (NOT ILLUSTRATED)
31	5025337	1	WASHER, 5/16 USS
32	5025470	1	SCREW,SELF-TAP,#8-32 X 3/8,WASH HEX, CZ (NOT ILLUSTRATED)
33	5101932	1	CLAMP, VINYL COATED, 5/8 ID

Footnotes

The above parts group applies to the following Mfg. Nos.:

5900778 (EVKAV1936)

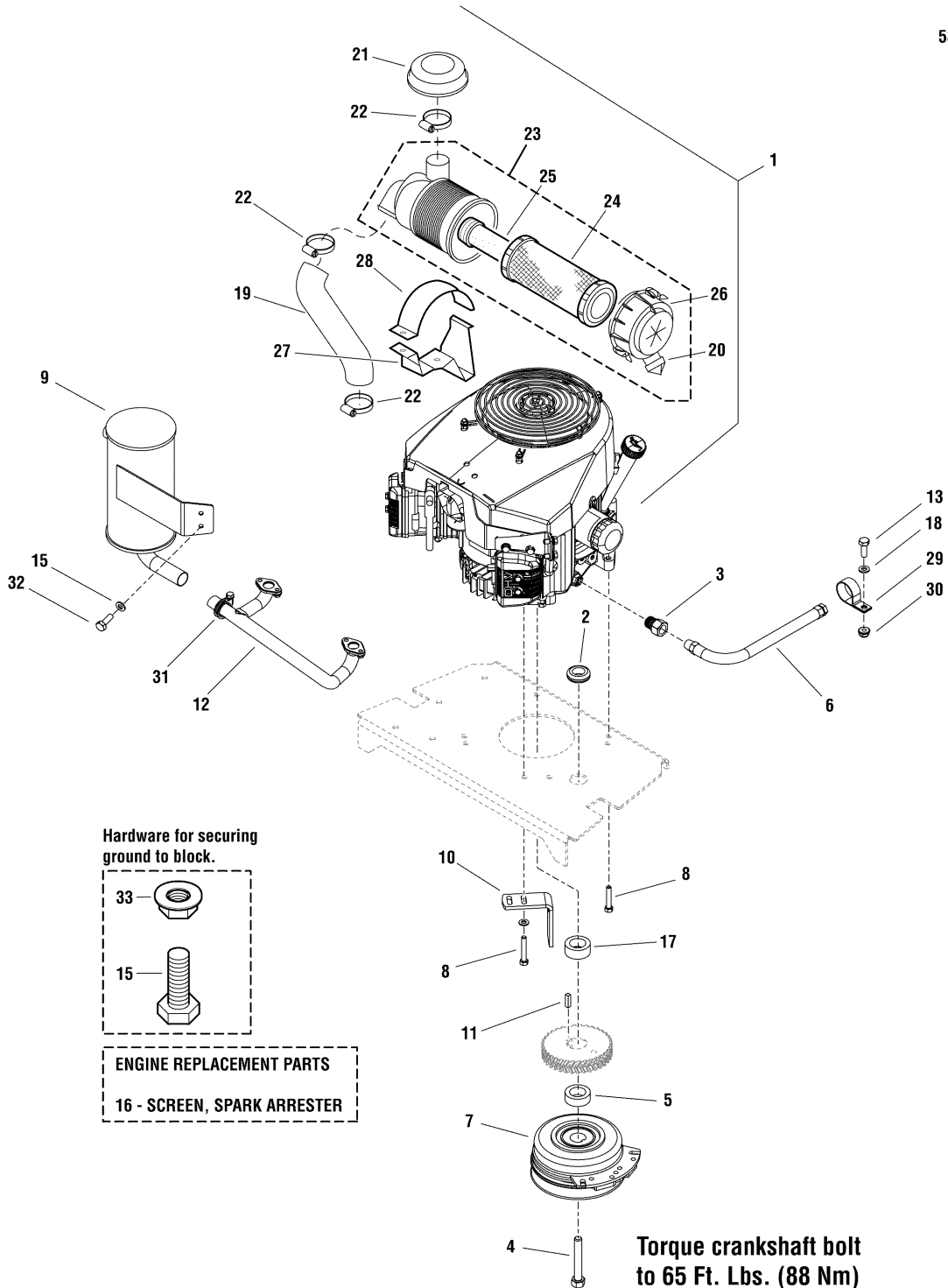
5900913 (EVKAV1936CE)

5900854 (EVKAV1936CAL)

Engine & PTO Group - 27HP Kawasaki

NOTE: Unless noted otherwise, use the standard hardware torque specification chart.

5301624



The above parts group applies to the following Mfg. Nos.:
5900779 (EVKAV2748)

Engine & PTO Group - 27HP Kawasaki

REF NO.	PART NO.	QTY.	DESCRIPTION
1	-	1	ENGINE, 27HP, KAWASAKI
2	5021379	1	GROMMET, 7/8
3	5022234	1	ADAPTER-OIL DRAIN
4	5045289	1	BOLT, CRANKSHAFT, 7/16 X 2-1/2
5	5048135	1	SPACER, 1.13 X 1.75 X .62
6	5048681	1	HOSE, OIL DRAIN
7	5100084	1	CLUTCH,5218-134, WARNER
8	5025532	4	BOLT,HEX FLG, SER GD5 3/8-16X1-1/4,PATCH
9	5102144	1	MUFFLER, 27HP KAWASAKI, EVOLUTION (S/N: 2013821874 & ABOVE)
9	5600351	1	KIT, MUFFLER & DECK GUARD, EVO (S/N: 2013821873 & BELOW)
10	5404967B	1	ANCHOR, CLUTCH - RED
11	5050407X8	1	KEY, 1/4 SQ. X 1.00
12	5101866	1	MANIFOLD, EXHAUST
13	5025010X6	1	BOLT, 1/4-20 X 3/4 GD5 YZ
14	5025156	1	WASHER, 3/8 SAE
15	5025249	3	BOLT, M8-1.25 X 20MM GD8.8
16	5101641	1	SCREEN, SPARK ARRESTER (NOT SHOWN)
17	5101289	1	SPACER, 1.13 X 1.75 X .75
18	5025154	1	WASHER, 1/4 SAE
19	5101548	1	AIR INLET TUBE
20	5101541	1	RUBBER DUST CAP
21	5101538	1	RAIN COVER
22	5101539	3	CLAMP
23	5101540	1	AIR FILTER ASSEMBLY (INCLUDES REF NOS 20 & 24 - 26
24	5101543	1	AIR FILTER, ELEMENT, PRIMARY
25	5101542	1	AIR FILTER, ELEMENT, SECONDARY
26	5101544	1	CAP END, FILTER CASE
27	5101546	1	BRACKET PLATE, LOWER
28	5101545	1	BRACKET PLATE, UPPER
29	5021500	1	CLAMP, VINYL INSULATED
30	5025391	1	NUT, 1/4-20 HEX NYLOCK FLANGE
31	5100518	1	CLAMP, EXHAUST EXTENSION
32	5025155	2	WASHER, 5/16 SAE
33	5025355	1	NUT, M8-1.25 SERR. FLANGE, CZ

Footnotes

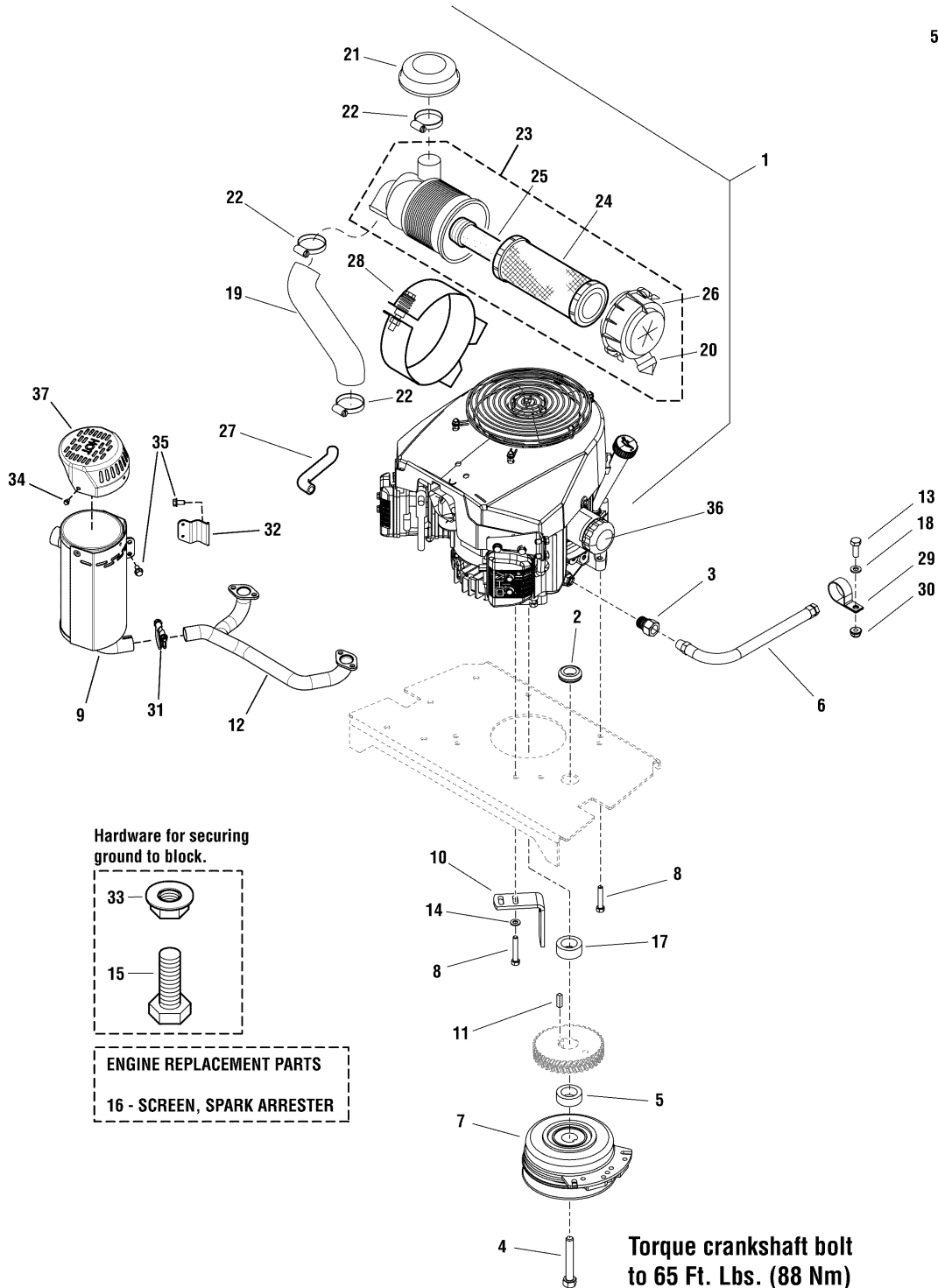
The above parts group applies to the following Mfg. Nos.:

5900779 (EVKAV2748)

Engine & PTO Group - 20HP Kawasaki

NOTE: Unless noted otherwise, use the standard hardware torque specification chart.

5301928



The above parts group applies to the following Mfg. Nos.:
5900834 (EVKAV2048)

Engine & PTO Group - 20HP Kawasaki

REF NO.	PART NO.	QTY.	DESCRIPTION
1	-	1	ENGINE, 20HP, KAWASAKI
2	5021379	1	GROMMET, 7/8
3	5022234	1	ADAPTER-OIL DRAIN
4	5045289	1	BOLT, CRANKSHAFT, 7/16 X 2-1/2
5	5048135	1	SPACER, 1.13 X 1.75 X .62
6	5048681	1	HOSE, OIL DRAIN
7	5100084	1	CLUTCH,5218-134, WARNER
8	5025532	4	BOLT,HEX FLG, SER GD5 3/8-16X1-1/4,PATCH
9	5102259	1	MUFFLER
10	5404967B	1	ANCHOR, CLUTCH - RED
11	5050407X8	1	KEY, 1/4 SQ. X 1.00
12	5102260	1	MANIFOLD, EXHAUST
13	5025010X6	1	BOLT, 1/4-20 X 3/4 GD5 YZ
14	5025156	1	WASHER, 3/8 SAE
15	5025249	1	BOLT, M8-1.25 X 20MM GD8.8
16	5101641	1	SCREEN, SPARK ARRESTER (NOT SHOWN)
17	5101289	1	SPACER, 1.13 X 1.75 X .75
18	5025154	1	WASHER, 1/4 SAE
19	5023149	1	AIR INLET TUBE
20	5023144	1	RUBBER DUST CAP
21	5023143	1	RAIN COVER
22	5023146	3	CLAMP
23	5023139	1	AIR FILTER ASSEMBLY (INCLUDES REF NOS 20 & 24 - 26
24	5023141	1	AIR FILTER, ELEMENT, PRIMARY
25	5023140	1	AIR FILTER, ELEMENT, SECONDARY
26	5023138	1	CAP END, FILTER CASE
27	5023148	1	BREATHER TUBE
28	5023145	1	BRACKET, COMPLETE
29	5021500	1	CLAMP, VINYL INSULATED
30	5025391	1	NUT, 1/4-20 HEX NYLOCK FLANGE
31	5102262	1	BAND, CLAMP
32	5102261	1	BRACKET
33	5025355	1	NUT, M8-1.25 SERR. FLANGE, CZ
34	5102265	3	BOLT
35	5102263	4	BOLT, FLANGED
36	5021334X1	1	OIL FILTER
37	5102264	1	COVER-MUFFLER

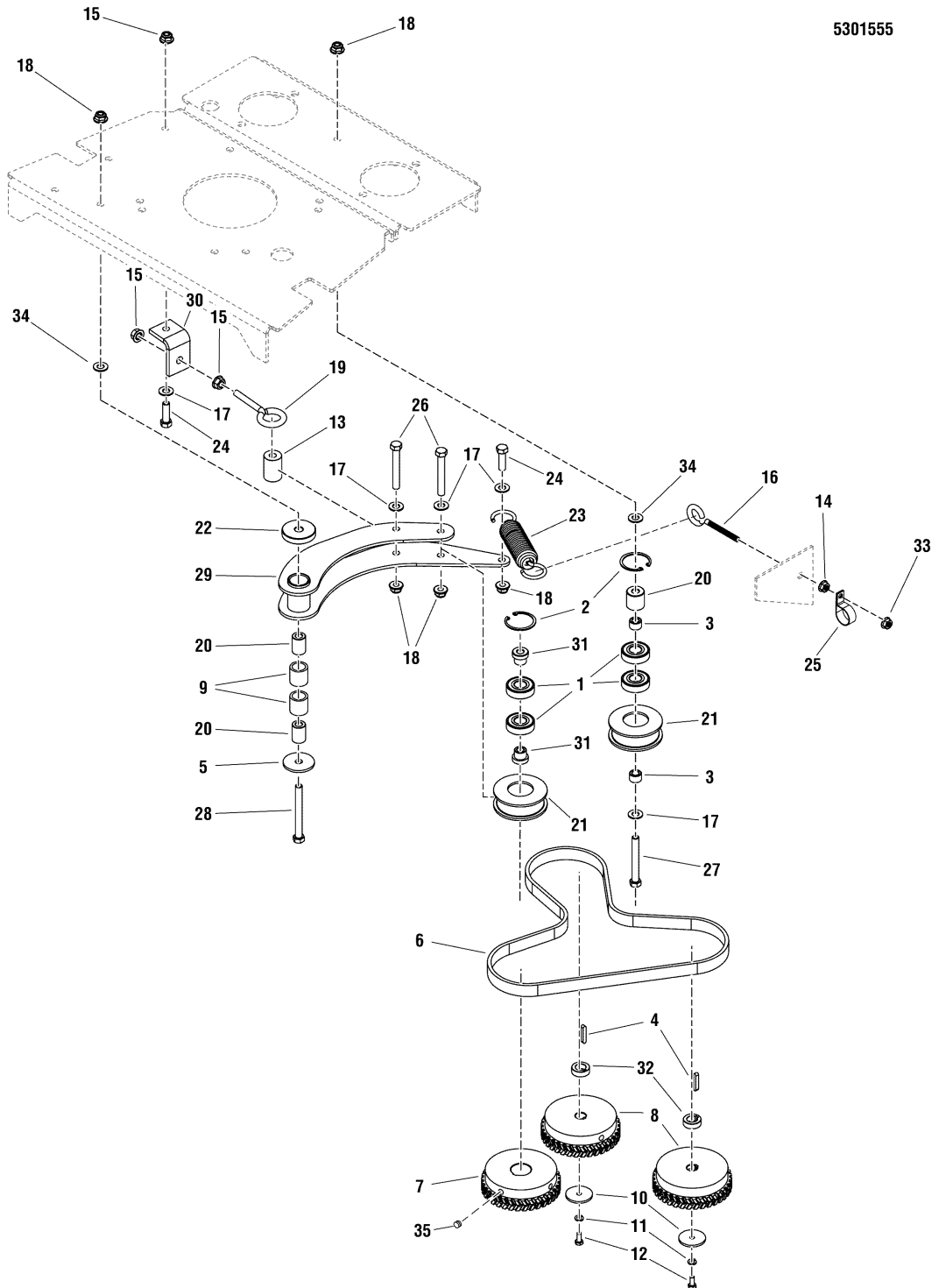
Footnotes

The above parts group applies to the following Mfg. Nos.:

5900834 (EVKAV2048)

Pump Drive Group - 36" Models

NOTE: Unless noted otherwise, use the standard hardware torque specification chart.



The above parts group applies to the following Mfg. Nos.:

- 5900778 (EVKAV1936)
- 5900913 (EVKAV1936CE)
- 5900854 (EVKAV1936CAL)

Pump Drive Group - 36" Models

REF NO.	PART NO.	QTY.	DESCRIPTION
1	5020827	4	BEARING, IDLER
2	5020865	2	SNAP RING, INTERNAL
3	5020880	2	INSERT, BEARING, 17MM X 12MM L
4	5023254	2	KEY, 5MM SQ. W/ RADIUS
5	5025305	1	WASHER, .41 X 1.75 X .14
6	5049238	1	BELT, SPROCKET DRIVE
7	5101519	1	SPROCKET, 44T X 1.125 BORE, EAGLE PD
8	5101520	2	SPROCKET, 44T X .591 BORE, EAGLE PD
9	5020876B	2	BUSHING, BRASS, 3/4 X 1 X 1
10	5044577	2	WASHER, .265 X 1.50 X .109, YZ
11	5025169	2	WASHER, 1/4 LOCK
12	5023215	2	CAPSCREW-HEX HEAD M6-1.0X 14MM
13	5101826	1	SPACER, .39 X 1.00 X 1.47, YZ
14	5025127	2	NUT, 5/16-18 HEX SERRATED FLANGE (SMALL)
15	5025128	3	NUT, 3/8-16 HEX SERRATED FLANGE
16	5025527	1	EYE BOLT, 5/16-18 X 2-3/4 THRD.
17	5025156	5	WASHER, 3/8 SAE
18	5025394	4	NUT, 3/8-16 HEX NYLOCK FLANGE
19	5023497	1	EYE BOLT, 3/8-16 X 5, 1 EYE
20	5042658	3	SPACER, .39 X .75 X 1.06
21	5045140	2	PULLEY, BACKSIDE IDLER, STEEL
22	5045475	1	SPACER, .45 X 1.88 X .38
23	5100633	1	SPRING, EXTENSION, SWIVEL, SHORT HOOK
24	5025013X10	2	BOLT, 3/8-16 X 1-1/4 GD5
25	5023173	1	CLAMP, HOSE, 1.000 DIA.
26	5025013X22	2	BOLT, 3/8-16 X 2-3/4 GD5 YZ
27	5025013X24	1	BOLT, 3/8-16 X 3 GD5 YZ
28	5025013X28	1	BOLT, 3/8-16 X 3-1/2 GD5 YZ
29	5405010B	1	WELD, IDLER ARM - RED
30	5404831B	1	MOUNT, ANCHOR - RED
31	5021879	2	INSERT, BEARING
32	5101862	2	BUSHING, 15MM X 25MM X 8.6MM - KEYED
33	5025392	1	NUT, 5/16-18 HEX NYLOCK FLANGE
34	5100548	2	WASHER, .390 X 1.50 X .109, YZ
35	5025531	6	SET SCREW, 5/16-18 X 3/8 PCH.

Footnotes

The above parts group applies to the following Mfg. Nos.:

5900778 (EVKAV1936)

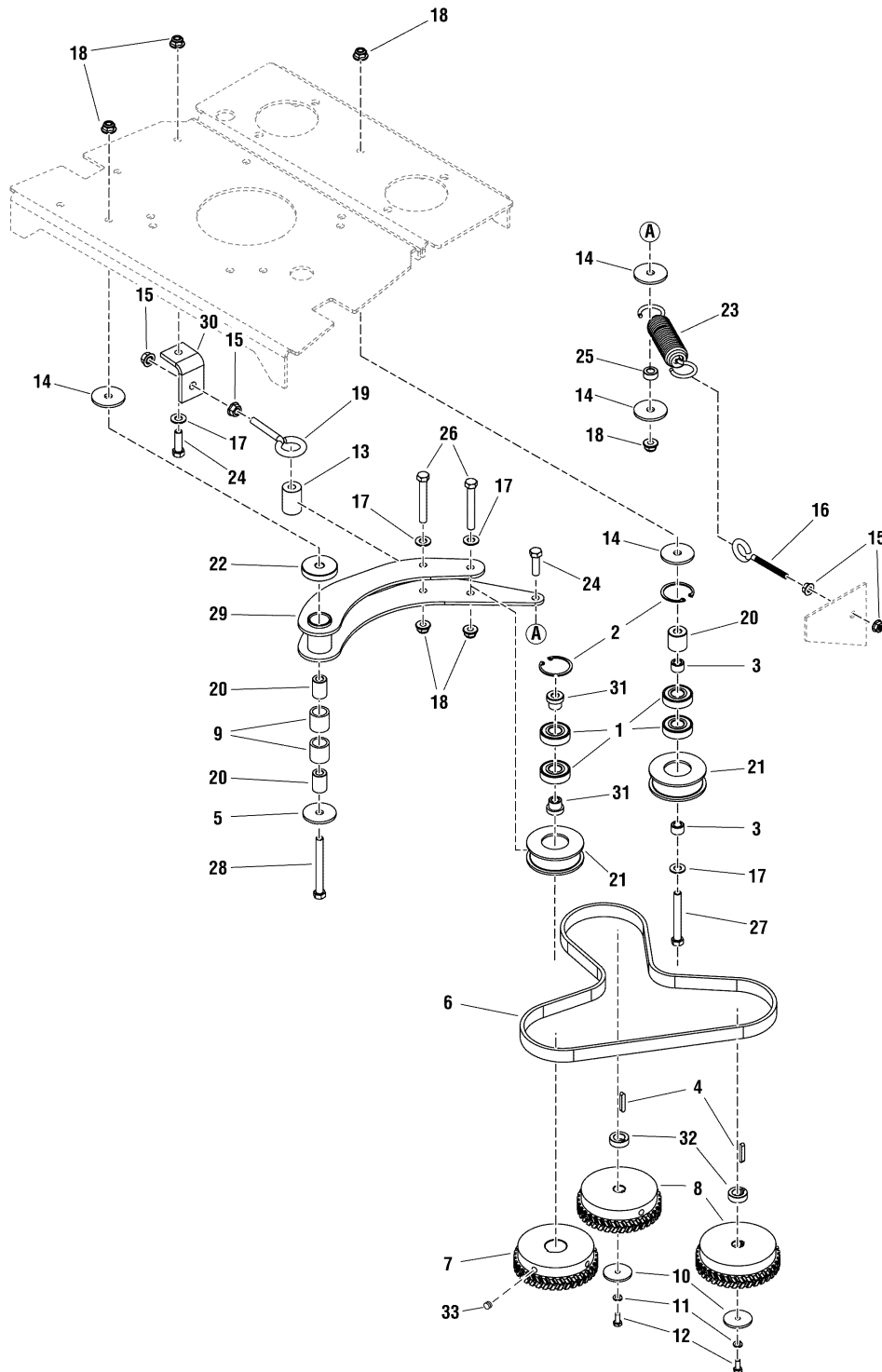
5900913 (EVKAV1936CE)

5900854 (EVKAV1936CAL)

Pump Drive Group - 48" Models

NOTE: Unless noted otherwise, use the standard hardware torque specification chart.

5301633



The above parts group applies to the following Mfg. Nos.:

5900834 (EVKAV2048)

5900779 (EVKAV2748)

Pump Drive Group - 48" Models

REF NO.	PART NO.	QTY.	DESCRIPTION
1	5020827	4	BEARING, IDLER
2	5020865	2	SNAP RING, INTERNAL
3	5020880	2	INSERT, BEARING, 17MM X 12MM L
4	5023254	2	KEY, 5MM SQ. W/ RADIUS
5	5025305	1	WASHER, .41 X 1.75 X .14
6	5049238	1	BELT, SPROCKET DRIVE
7	5101519	1	SPROCKET, 44T X 1.125 BORE, EAGLE PD
8	5101520	2	SPROCKET, 44T X .591 BORE, EAGLE PD
9	5020876B	2	BUSHING, BRASS, 3/4 X 1 X 1
10	5044577	2	WASHER, .265 X 1.50 X .109, YZ
11	5025169	2	WASHER, 1/4 LOCK
12	5023215	2	CAPSCREW-HEX HEAD M6-1.0X 14MM
13	5101826	1	SPACER, .39 X 1.00 X 1.47, YZ
14	5100548	4	WASHER, .390 X 1.50 X 1.09, YZ
15	5025128	4	NUT, 3/8-16 HEX SERRATED FLANGE
16	5025429	1	EYE BOLT, 3/8-16 X 4, 2 1/8 OF THREAD
17	5025156	4	WASHER, 3/8 SAE
18	5025394	5	NUT, 3/8-16 HEX NYLOCK FLANGE
19	5021812	1	EYE BOLT, 3/8-16 X 4-1/4, 1 EYE
20	5042658	3	SPACER, .39 X .75 X 1.06
21	5045140	2	PULLEY, BACKSIDE IDLER, STEEL
22	5045475	1	SPACER, .45 X 1.88 X .38
23	5023340	1	SPRING-EXTENSION, SWIVEL END
24	5025013X10	2	BOLT, 3/8-16 X 1-1/4 GD5
25	5044960	1	SPACER, .39 X 1.00 X .25, YZ
26	5025013X22	2	BOLT, 3/8-16 X 2-3/4 GD5 YZ
27	5025013X24	1	BOLT, 3/8-16 X 3 GD5 YZ
28	5025013X28	1	BOLT, 3/8-16 X 3-1/2 GD5 YZ
29	5405010B	1	WELD, IDLER ARM - RED
30	5404831B	1	MOUNT, ANCHOR - RED
31	5021879	2	INSERT, BEARING
32	5101862	2	BUSHING, 15MM X 25MM X 8.6MM - KEYED
33	5025531	6	SET SCREW, 5/16-18 X 3/8 PCH.

Footnotes

The above parts group applies to the following Mfg. Nos.:

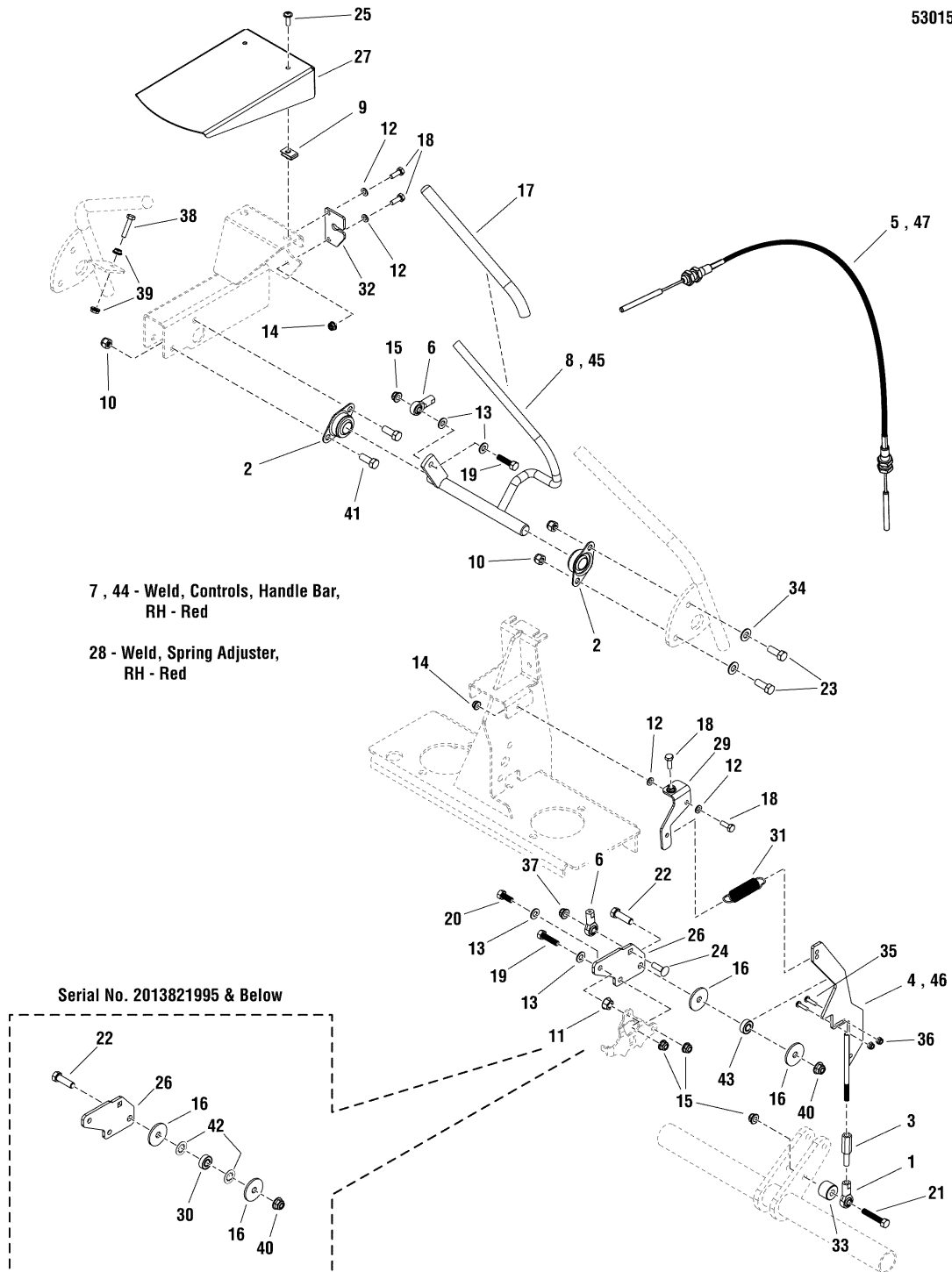
5900834 (EVKAV2048)

5900779 (EVKAV2748)

Motion Controls Group

NOTE: Unless noted otherwise, use the standard hardware torque specification chart.

5301549



The above parts group applies to the following Mfg. Nos.:

- 5900778 (EVKAV1936)
- 5900834 (EVKAV2048)
- 5900913 (EVKAV1936CE)
- 5900779 (EVKAV2748)
- 5900854 (EVKAV1936CAL)

Motion Controls Group

REF NO.	PART NO.	QTY.	DESCRIPTION
1	5021146	2	BALL JOINT, 5/16-24, FEMALE
2	5100561	4	BEARING, BRONZE FLANGE, 3/4"
3	5101243	2	ADJUSTER, ROD LINKAGE 5/16-24
4	5101776	2	WELD, CONTROL RAMP (S/N: 2013947484 & BELOW)
5	5101387	2	CABLE, PUSH/PULL, 30", SPEED CONTROL (S/N: 2013952387 & BELOW)
6	5101801	4	ROD END, FEMALE, 10-32 W 5/16" BORE
7	5404533B	1	WELD, CONTROLS, HANDLE BAR, RH - RED (NOT SHOWN)(S/N: 2013947484 & BELOW)
8	5404532B	1	WELD, CONTROLS, HANDLE BAR, LH - RED (S/N: 2013947484 & BELOW)
9	5022665	2	BODY CLIP, 1/4-20 X 1/2 DEEP
10	5025096	8	NUT, 3/8-16 HEX NYLON LOCK
11	5025127	2	NUT, 5/16-18 HEX SERRATED FLANGE (SMALL)
12	5025154	8	WASHER, 1/4 SAE
13	5025155	10	WASHER, 5/16 SAE
14	5025391	6	NUT, 1/4-20 HEX NYLOCK FLANGE
15	5025392	8	NUT, 5/16-18 HEX NYLOCK FLANGE
16	5100548	4	WASHER, .390 X 1.50 X .109, YZ
17	5101715	2	GRIP, FOAM, .48 x 10 x .125 Black
18	5025010X6	8	BOLT, 1/4-20 X 3/4 GD5 YZ
19	5025011X10	4	BOLT, 5/16-18 X 1-1/4 GD5 YZ
20	5025011X6	2	BOLT, 5/16-18 X 3/4 GD5
21	5025011X16	2	BOLT, 5/16-18 X 2.00 GD5
22	5025013X10	2	BOLT, 3/8-16 X 1-1/4 GD5
23	5025013X8	4	BOLT, 3/8-16 X 1 GD5 YZ
24	5025145X8	2	BOLT, 5/16-18 X 1, CARRIAGE
25	5025299X6	2	SCREW, 1/4-20 X 3/4 ALLEN BH
26	5404201B	2	PLATE, PUMP CONTROL, 36 - RED
27	5404625B	1	PLATE, MOTION CONTROL GUARD - RED
28	5404835B	1	WELD, SPRING ADJUSTER, RH - RED (NOT SHOWN)
29	5404836B	1	WELD, SPRING ADJUSTER, LH - RED
30	5021807	2	BEARING, R6-2RS (S/N: 2013821995 & BELOW)
31	5101339	2	SPRING-EXT, 3.281 x .751 x .075 WIRE
32	5404848B	2	PLATE, CABLE - RED
33	5043815	2	SPACER, .39 X 1.00 X .75
34	5025156	4	WASHER, 3/8 SAE
35	5025179X6	4	SCREW, #10-24 X 3/4 ROUND PHILLIPS
36	5025271	4	NUT, #10-24 HEX NYLON LOCK
37	5025057	2	NUT, 5/16-18 HEX NYLON LOCK
38	5025010X10	2	BOLT, 1/4-20 X 1-1/4, GD5
39	5025126	4	NUT, 1/4-20 HEX SERR. FLANGE
40	5025394	2	NUT, 3/8-16 HEX NYLOCK FLANGE
41	5025013X6	4	BOLT, 3/8-16 X 3/4 GD5 YZ

Footnotes

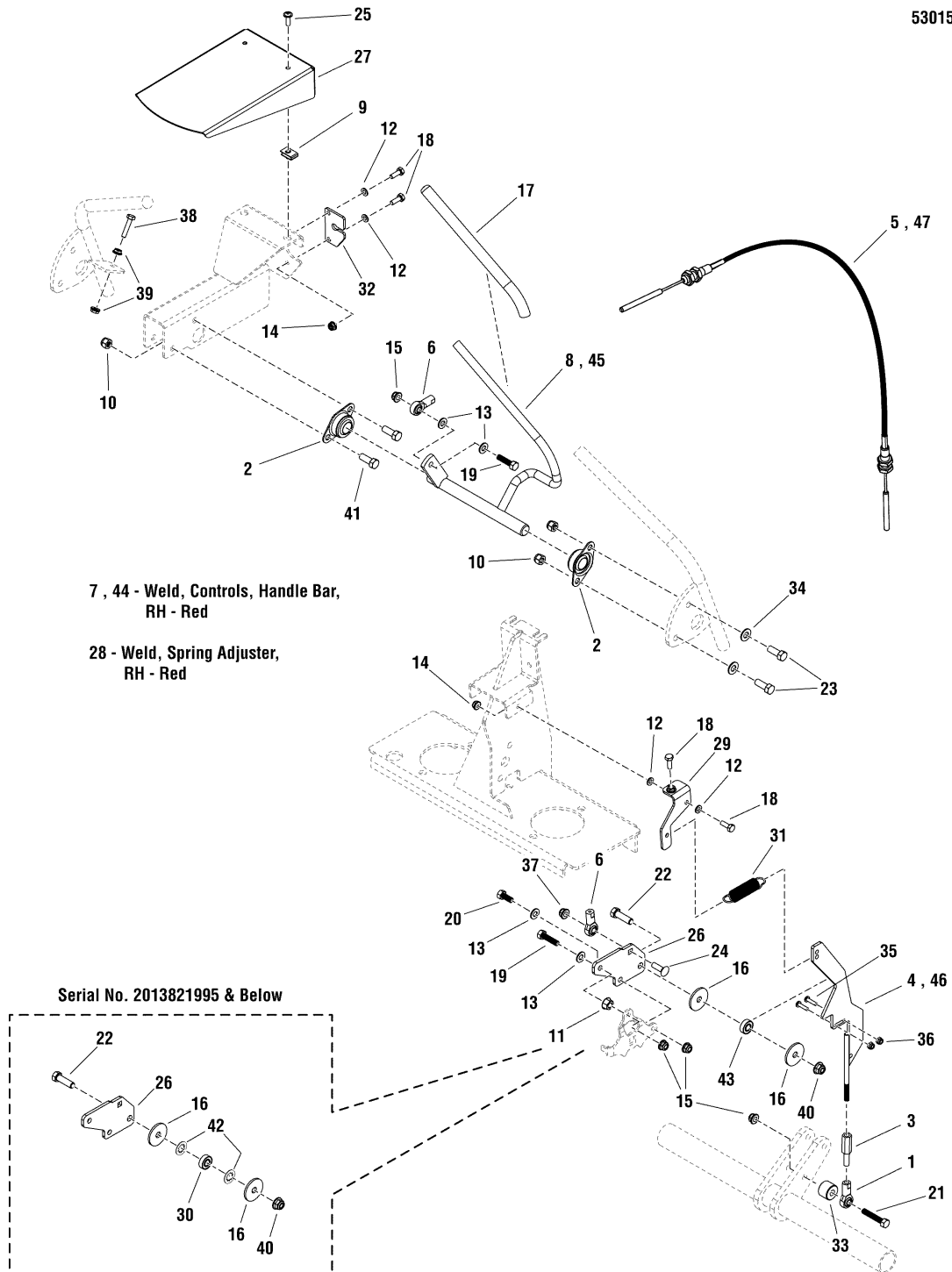
The above parts group applies to the following Mfg. Nos.:

5900778 (EVKAV1936)
 5900834 (EVKAV2048)
 5900913 (EVKAV1936CE)
 5900779 (EVKAV2748)
 5900854 (EVKAV1936CAL)

Motion Controls Group

NOTE: Unless noted otherwise, use the standard hardware torque specification chart.

5301549



The above parts group applies to the following Mfg. Nos.:

- 5900778 (EVKAV1936)
- 5900834 (EVKAV2048)
- 5900913 (EVKAV1936CE)
- 5900779 (EVKAV2748)
- 5900854 (EVKAV1936CAL)

Motion Controls Group

REF NO.	PART NO.	QTY.	DESCRIPTION
42	5025526	4	SHIM, .375" X .625 X .031 THK (S/N: 2013821995 & BELOW)
43	5102003	2	BEARING, .375" ID X .875" OD X .341" THK (S/N: 2013821996 & ABOVE)
44	5405636D	1	WELD, CONTROLS, HANDLE BAR, RH, EVO (NOT SHOWN)(S/N: 2013947485 & ABOVE)
45	5405638D	1	WELD, CONTROLS, HANDLE BAR, LH, EVO (S/N: 2013947485 & ABOVE)
46	5102149	1	WELD, CONTROL RAMP, EVO (S/N: 2013947485 & ABOVE)
47	5102273	2	CABLE, PUSH/PULL, 30", SPEED CONTROL (S/N: 2013952388 & ABOVE)

Not for
Reproduction

Footnotes

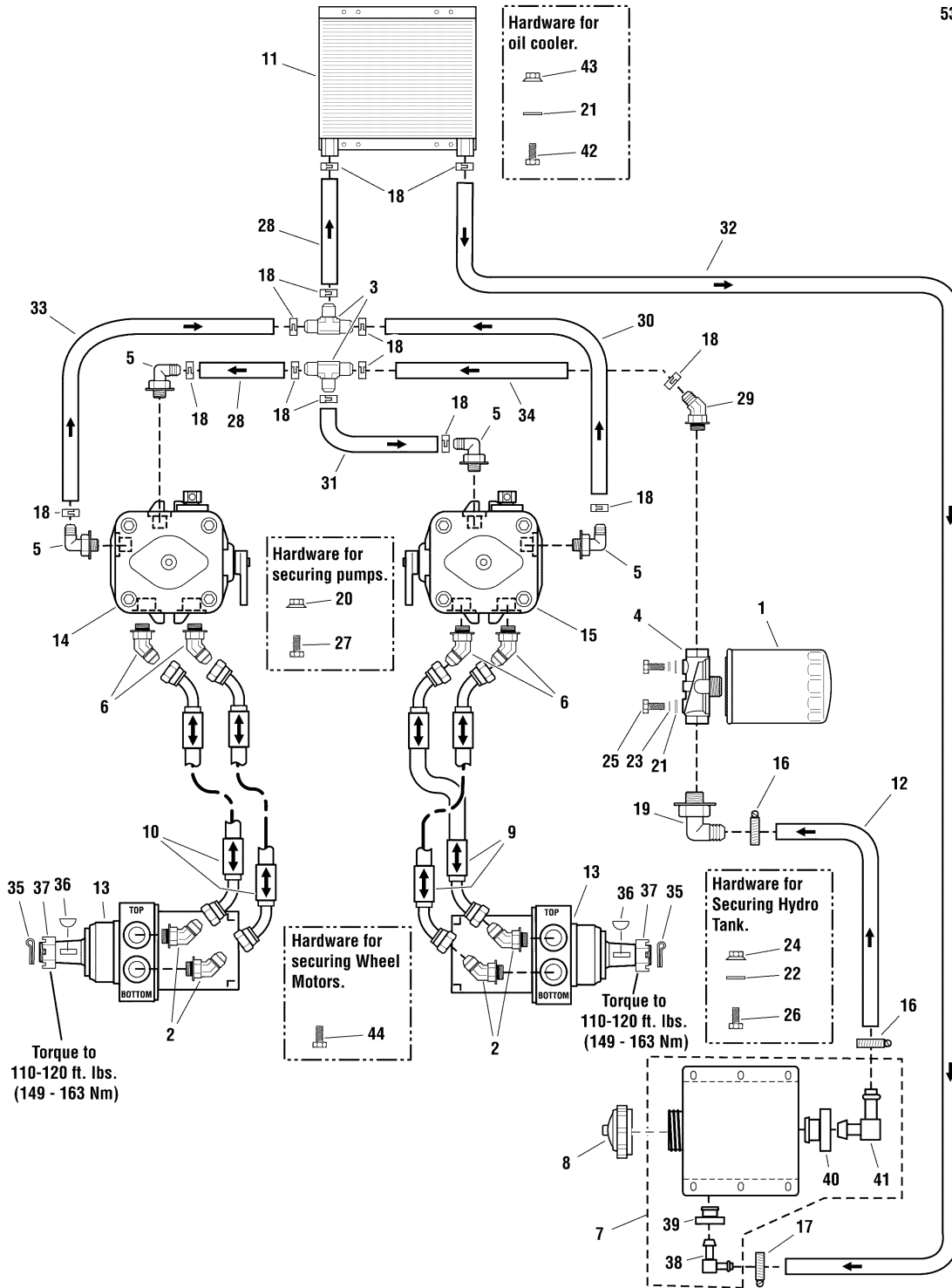
The above parts group applies to the following Mfg. Nos.:

5900778 (EVKAV1936)
5900834 (EVKAV2048)
5900913 (EVKAV1936CE)
5900779 (EVKAV2748)
5900854 (EVKAV1936CAL)

Hydraulic Group - 36" Models

NOTE: Unless noted otherwise, use the standard hardware torque specification chart.

5301551



The above parts group applies to the following Mfg. Nos.:

- 5900778 (EVKAV1936)
- 5900913 (EVKAV1936CE)
- 5900854 (EVKAV1936CAL)

Hydraulic Group - 36" Models

REF NO.	PART NO.	QTY.	DESCRIPTION
1	1719168	1	FILTER, OIL
2	5022709	4	FITTING, #8 JIC - #10 O-RING, 45 DEG.
3	5022920	2	FITTING, TEE, 1/2 HOSE
4	5023096	1	FILTER HEAD, HYDRAULIC
5	5023267	4	ADAPTER, 90 DEG, 9/16-3/8 BARB
6	5023338	4	FITTING, #8 JIC - #8 O-RING, 45 DEG.
7	5061712	1	TANK, HYDRAULIC, ASSEMBLY (Includes Ref Nos 38 - 41).
8	5100017	1	CAP, HYDRAULIC, SHIELDED VENT
9	5102106	2	HOSE ASM,RH
10	5102108	2	HOSE ASM,LH
11	5101721	1	OIL COOLER, .75 X 11.0 X 24 PLATES
12	5101727	1	HOSE, OIL SUPPLY, RES-FILTER
13	5101583	2	WHEEL MOTOR, HGM-15P-7131
14	5101581	1	PUMP, 12CC-LH, HYDRO-GEAR
15	5101582	1	PUMP, 12CC-RH, HYDRO-GEAR
16	5021164	2	CLAMP, #10 HOSE, STAINLESS
17	5022922	1	CLAMP, #4 HOSE, STAINLESS
18	5023268	11	CLAMP, HOSE
19	5023346	1	ADAPTER, 90 DEG, 9/16-5/8 BARB
20	5025533	4	NUT, HEX, 7/16-14, SER, FLG, GD5, YZ
21	5025154	6	WASHER, 1/4 SAE
22	5025155	5	WASHER, 5/16 SAE
23	5050861X36	1	WIRE LOOM, 5/8 ID 36" LONG
24	5025392	5	NUT, 5/16-18 HEX NYLOCK FLANGE
25	5025010X6	2	BOLT, 1/4-20 X 3/4 GD5 YZ
26	5025011X8	5	BOLT, 5/16-18 X 1 GD5 YZ
27	5025015X10	4	BOLT, 7/16-14 X 1-1/4 GD5 YZ
28	5050860X10	2	HOSE, 3/8" PUSH-LOCK, 10.00"
29	5023461	1	ADAPTER, 45 DEG, 9/16-3/8 BARB
30	5050860X12	1	HOSE, 3/8" PUSH-LOCK, 12.00"
31	5050860X3P5	1	HOSE, 3/8" PUSH-LOCK, 3.50"
32	5050860X41P5	1	HOSE, 3/8" PUSH-LOCK, 41.50"
33	5050860X6P5	1	HOSE, 3/8" PUSH-LOCK, 6.50"
34	5050860X8	1	HOSE, 3/8" PUSH-LOCK, 8.00"
35	5025203X16	2	PIN, COTTER, 1/8 X 2" (SV)
36	5023091X1	2	WOODRUFF KEY (SV)
37	5023091X2	2	NUT, CASTLE, 1-20 (SV)
38	5023118	1	FITTING, ELBOW, 3/8" (SV)
39	5600050	1	KIT, GROMMET (SV)
40	5023121	1	GROMMET (SV)
41	5023119	1	FITTING, ELBOW, 5/8" (SV)

Footnotes

The above parts group applies to the following Mfg. Nos.:

5900778 (EVKAV1936)

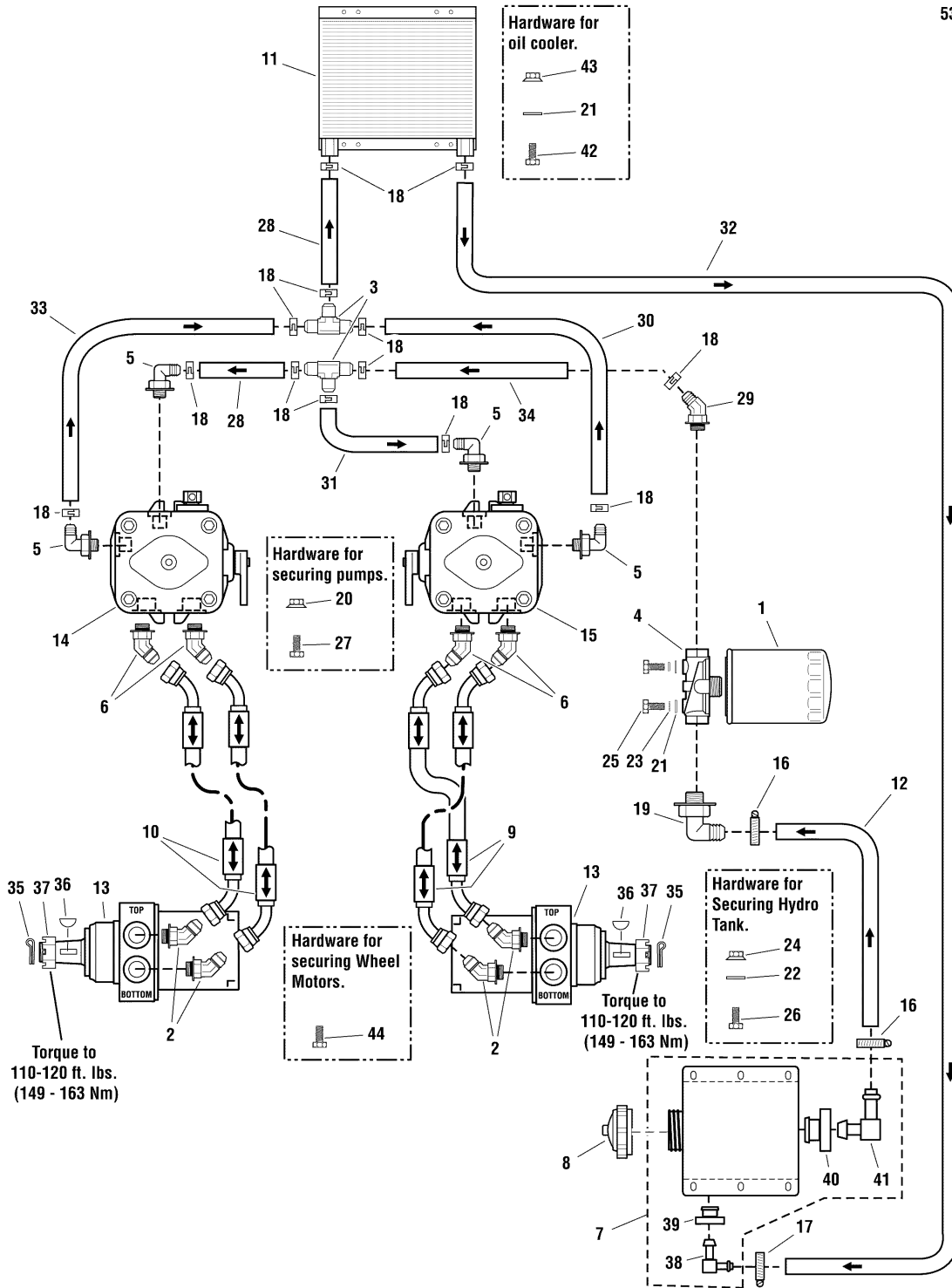
5900913 (EVKAV1936CE)

5900854 (EVKAV1936CAL)

Hydraulic Group - 36" Models

NOTE: Unless noted otherwise, use the standard hardware torque specification chart.

5301551



The above parts group applies to the following Mfg. Nos.:

- 5900778 (EVKAV1936)
- 5900913 (EVKAV1936CE)
- 5900854 (EVKAV1936CAL)

Hydraulic Group - 36" Models

REF NO.	PART NO.	QTY.	DESCRIPTION
42	5025010X5	4	BOLT-1/4-20 X 5/8 GD5 YZ
43	5025391	4	NUT, 1/4-20 HEX NYLOCK FLANGE
44	5025534	8	BOLT, 3/8-16 X 1 W/ PATCH

Not for
Reproduction

Footnotes

The above parts group applies to the following Mfg. Nos.:

5900778 (EVKAV1936)

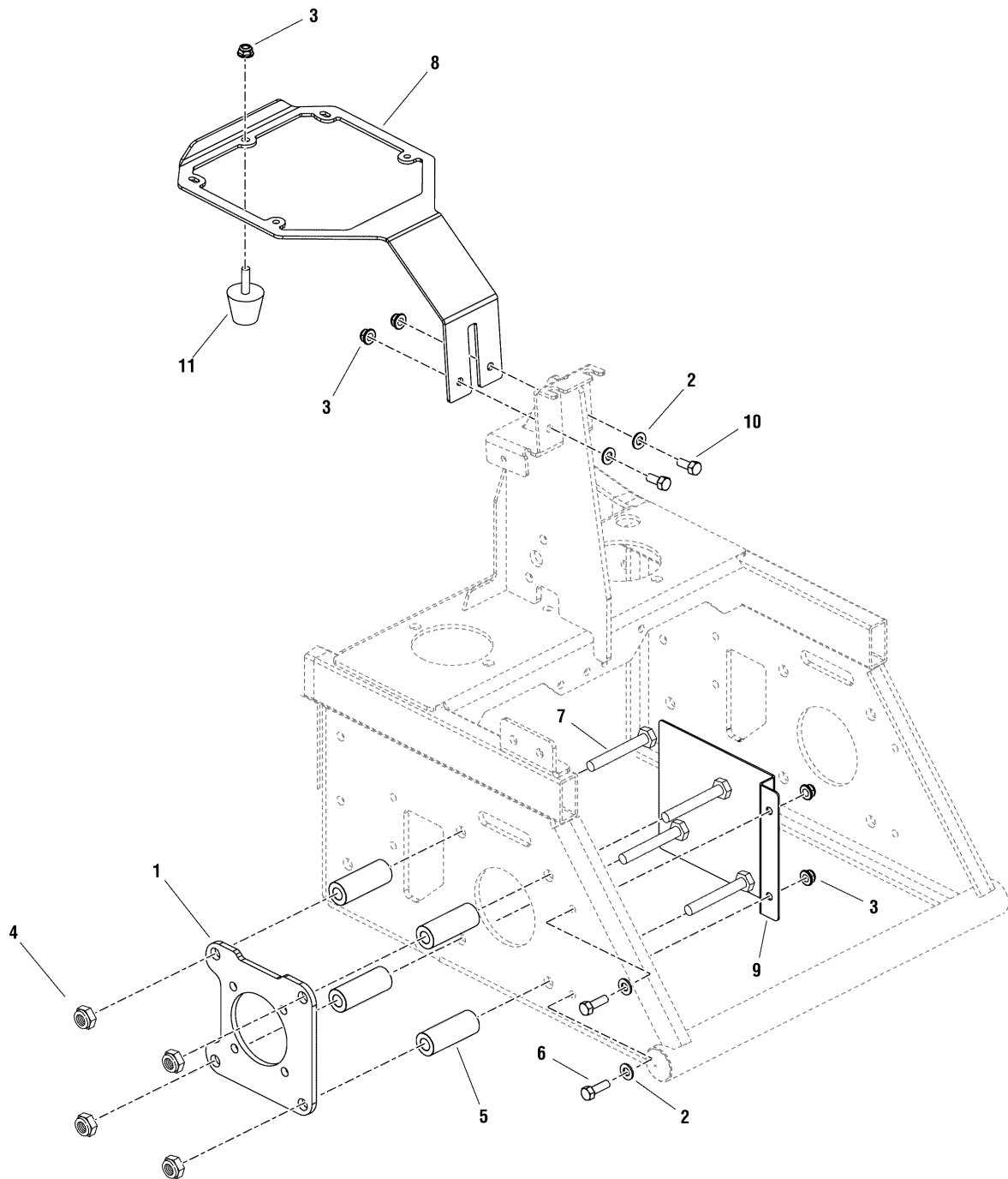
5900913 (EVKAV1936CE)

5900854 (EVKAV1936CAL)

Hydraulic Mounts & Guards Group - 36" Models

NOTE: Unless noted otherwise, use the standard hardware torque specification chart.

5301591



The above parts group applies to the following Mfg. Nos.:

5900778 (EVKAV1936)
5900913 (EVKAV1936CE)
5900854 (EVKAV1936CAL)

Hydraulic Mounts & Guards Group - 36" Models

REF NO.	PART NO.	QTY.	DESCRIPTION
1	5403409B	2	PLATE, SPACER - RED
2	5025155	6	WASHER, 5/16 SAE
3	5025392	7	NUT, 5/16-18 HEX NYLOCK FLANGE
4	5025396	8	NUT, 1/2-13 HEX NYLOCK FLANGE
5	5101831	8	SPACER, .52 X 1.00 X 2.625, YZ
6	5025011X8	4	BOLT, 5/16-18 X 1 GD5 YZ
7	5025017X32	8	BOLT, 1/2-13 X 4 GD5 YZ
8	5404587B	1	PLATE, COOLER MOUNT BRACKET - RED
9	5404776B	2	PLATE, HEAT SHIELD, WHEEL MOTOR, 36-RED
10	5025011X6	2	BOLT, 5/16-18 X 3/4 GD5
11	5022612	1	BUMPER, RUBBER 5/16-18

Not for
Reproduction

Footnotes

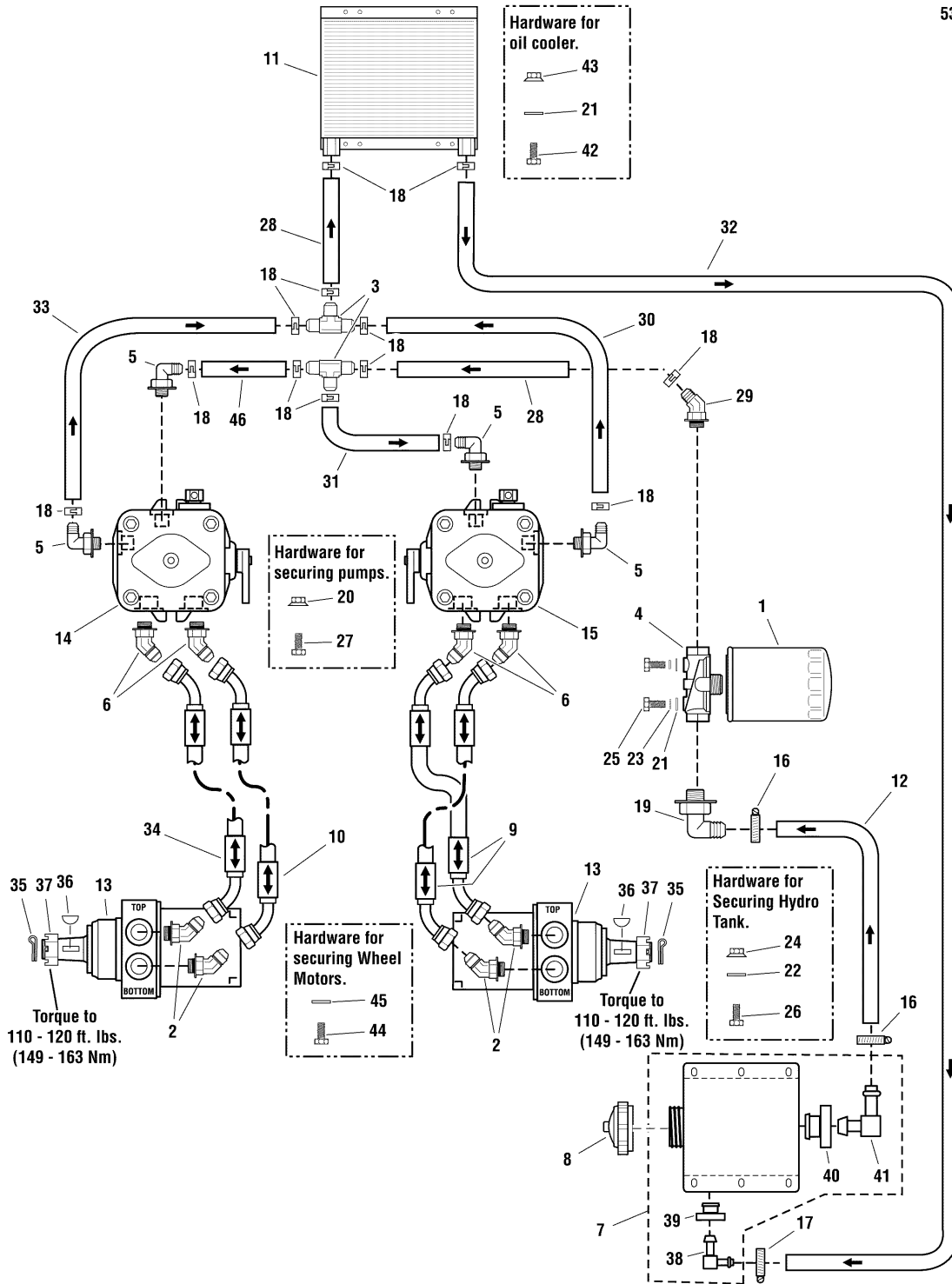
The above parts group applies to the following Mfg. Nos.:

- 5900778 (EVKAV1936)
- 5900913 (EVKAV1936CE)
- 5900854 (EVKAV1936CAL)

Hydraulic Group - 48" Models

NOTE: Unless noted otherwise, use the standard hardware torque specification chart.

5301631



The above parts group applies to the following Mfg. Nos.:

5900834 (EVKAV2048)

5900779 (EVKAV2748)

Hydraulic Group - 48" Models

REF NO.	PART NO.	QTY.	DESCRIPTION
1	1719168	1	FILTER, OIL
2	5022709	4	FITTING, #8 JIC - #10 O-RING, 45 DEG.
3	5022920	2	FITTING, TEE, 1/2 HOSE
4	5023096	1	FILTER HEAD, HYDRAULIC
5	5023267	4	ADAPTER, 90 DEG, 9/16-3/8 BARB
6	5023338	4	FITTING, #8 JIC - #8 O-RING, 45 DEG.
7	5061712	1	TANK, HYDRAULIC, ASSEMBLY (Includes Ref Nos 38 - 41)
8	5100017	1	CAP, HYDRAULIC, SHIELDED VENT
9	5102106	2	HOSE ASM, RH
10	5102108	1	HOSE ASM, LH
11	5101721	1	OIL COOLER, .75 X 11.0 X 24 PLATES
12	5101727	1	HOSE, OIL SUPPLY, RES-FILTER
13	5101583	2	WHEEL MOTOR, HGM-15P-7131
14	5101581	1	PUMP, 12CC-LH, HYDRO-GEAR
15	5101582	1	PUMP, 12CC-RH, HYDRO-GEAR
16	5021164	2	CLAMP, #10 HOSE, STAINLESS
17	5022922	1	CLAMP, #4 HOSE, STAINLESS
18	5023268	11	CLAMP, HOSE
19	5023346	1	ADAPTER, 90 DEG, 9/16-5/8 BARB
20	5025533	4	NUT, HEX, 7/16-14, SER, FLG, GD5, YZ
21	5025154	6	WASHER, 1/4 SAE
22	5025155	3	WASHER, 5/16 SAE
23	5050861X36	1	WIRE LOOM, 5/8 ID 36" LONG
24	5025392	4	NUT, 5/16-18 HEX NYLOCK FLANGE
25	5025010X6	2	BOLT, 1/4-20 X 3/4 GD5 YZ
26	5025011X8	4	BOLT, 5/16-18 X 1 GD5 YZ
27	5025015X10	4	BOLT, 7/16-14 X 1-1/4 GD5 YZ
28	5050860X12	2	HOSE, 3/8" PUSH-LOCK, 12.00"
29	5023461	1	ADAPTER, 45 DEG, 9/16-3/8 BARB
30	5050860X14	1	HOSE, 3/8" PUSH-LOCK, 14"
31	5050860X3P5	1	HOSE, 3/8" PUSH-LOCK, 3.50"
32	5050860X42	1	HOSE, 3/8" PUSH-LOCK, 42"
33	5050860X6P5	1	HOSE, 3/8" PUSH-LOCK, 6.50"
34	5102107	1	HOSE ASM, LH, RH PUMP PORT BOTTOM MOTOR PORT
35	5025203X16	2	PIN, COTTER, 1/8 X 2" (SV)
36	5023091X1	2	WOODRUFF KEY (SV)
37	5023091X2	2	NUT, CASTLE, 1-20 (SV)
38	5023118	1	FITTING, ELBOW, 3/8" (SV)
39	5600050	1	KIT, GROMMET (SV)
40	5023121	1	GROMMET (SV)
41	5023119	1	FITTING, ELBOW, 5/8" (SV)

Footnotes

The above parts group applies to the following Mfg. Nos.:

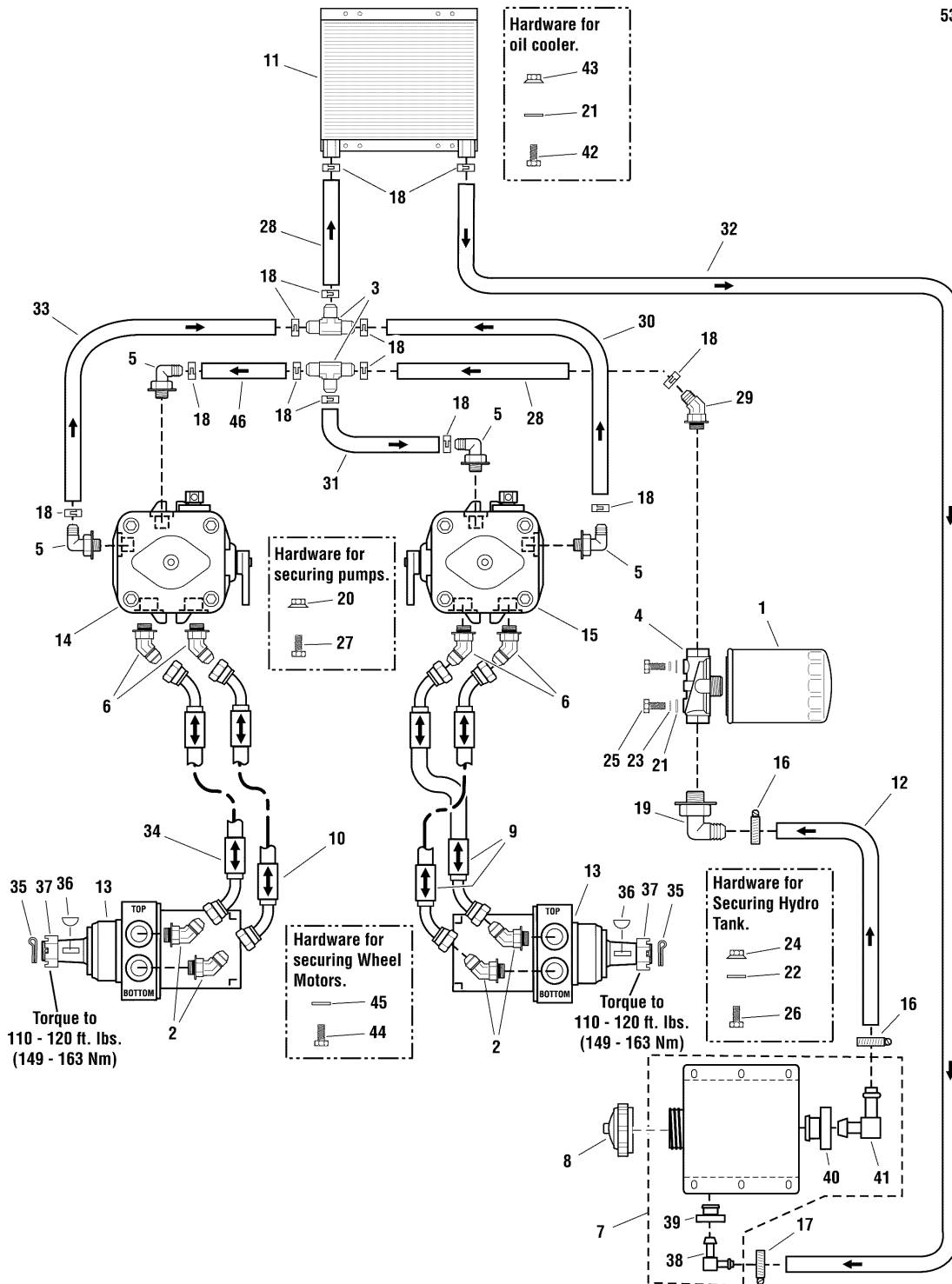
5900834 (EVKAV2048)

5900779 (EVKAV2748)

Hydraulic Group - 48" Models

NOTE: Unless noted otherwise, use the standard hardware torque specification chart.

5301631



The above parts group applies to the following Mfg. Nos.:

5900834 (EVKAV2048)

5900779 (EVKAV2748)

Hydraulic Group - 48" Models

REF NO.	PART NO.	QTY.	DESCRIPTION
42	5025010X5	4	BOLT-1/4-20 X 5/8 GD5 YZ
43	5025391	4	NUT, 1/4-20 HEX NYLOCK FLANGE
44	5025013X8	8	BOLT, 3/8-16 X 1 GD5 YZ
45	5025171	8	WASHER, 3/8 SPLIT LOCK
46	5050860X11	1	HOSE, 3/8 PUSH-LOCK, 11"

Not for
Reproduction

Footnotes

The above parts group applies to the following Mfg. Nos.:

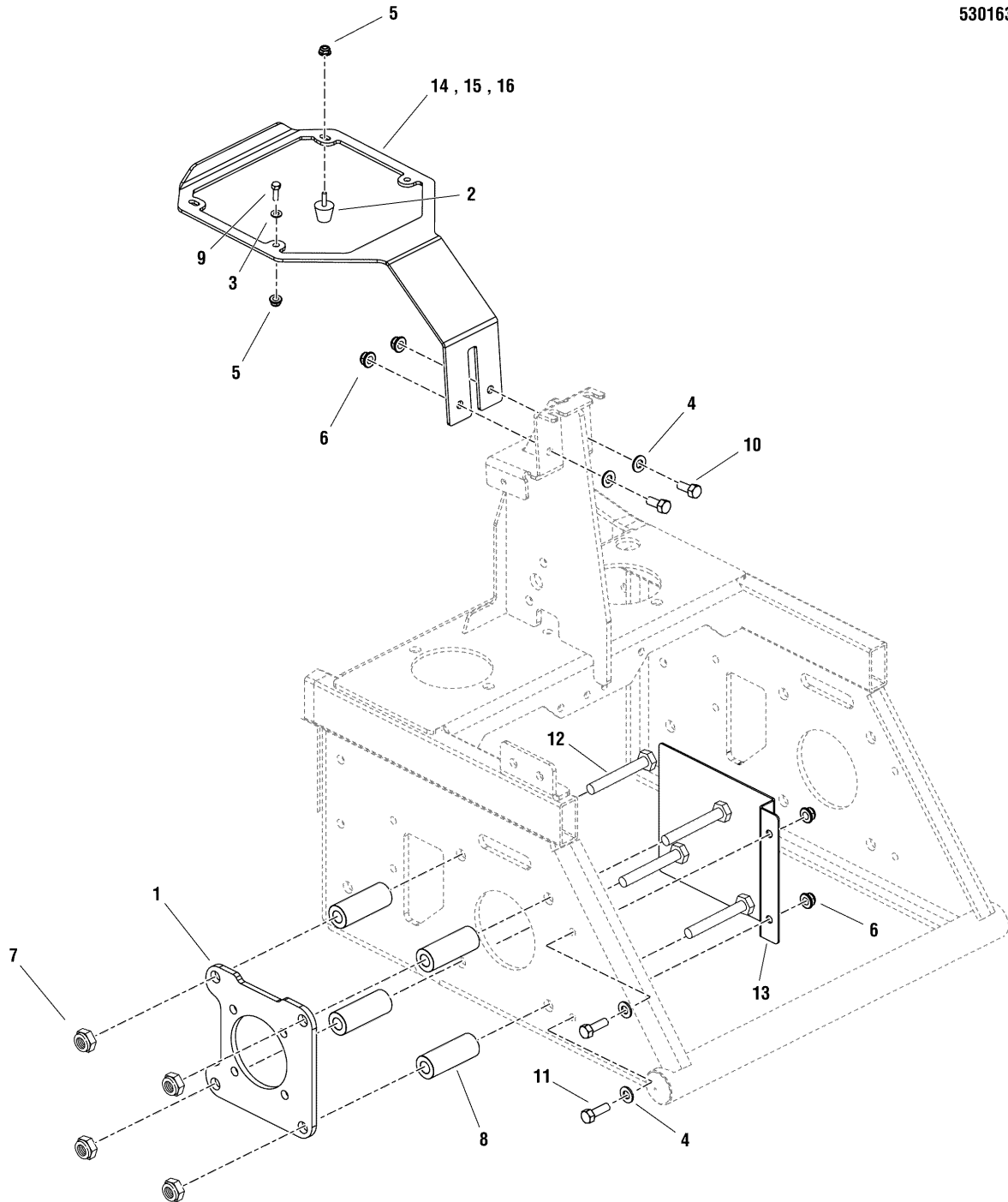
5900834 (EVKAV2048)

5900779 (EVKAV2748)

Hydraulic Mounts & Guards Group

NOTE: Unless noted otherwise, use the standard hardware torque specification chart.

5301637



The above parts group applies to the following Mfg. Nos.:

5900834 (EVKAV2048)

5900779 (EVKAV2748)

Hydraulic Mounts & Guards Group

REF NO.	PART NO.	QTY.	DESCRIPTION
1	5403409B	2	PLATE, SPACER - RED
2	5022673	2	BUMPER, RUBBER 1/4-20
3	5025154	2	WASHER, 1/4 SAE
4	5025155	6	WASHER, 5/16 SAE
5	5025391	4	NUT, 1/4-20 HEX NYLOCK FLANGE
6	5025392	6	NUT, 5/16-18 HEX NYLOCK FLANGE
7	5025396	8	NUT, 1/2-13 HEX NYLOCK FLANGE
8	5043607	8	SPACER, .50 X 1.00 X 2.00
9	5025010X6	2	BOLT, 1/4-20 X 3/4 GD5 YZ
10	5025011X6	2	BOLT, 5/16-18 X 3/4 GD5
11	5025011X8	4	BOLT, 5/16-18 X 1 GD5 YZ
12	5025017X28	8	BOLT, 1/2-13 X 3-1/2 GD5
13	5404775B	2	PLATE, HEAT SHIELD, WHEEL MOTOR, 48-RED
14	5405748B	1	PLATE, COOLER MOUNT BRACKET, 26HP (26HP MODELS ONLY)
15	5406009B	1	PLATE, COOLER MOUNT BRACKET, 20HP (20HP MODELS ONLY)
16	5405093B	1	PLATE, COOLER MOUNT BRACKET, 27HP (27HP MODELS ONLY)

Not for
Reproduction

Footnotes

The above parts group applies to the following Mfg. Nos.:

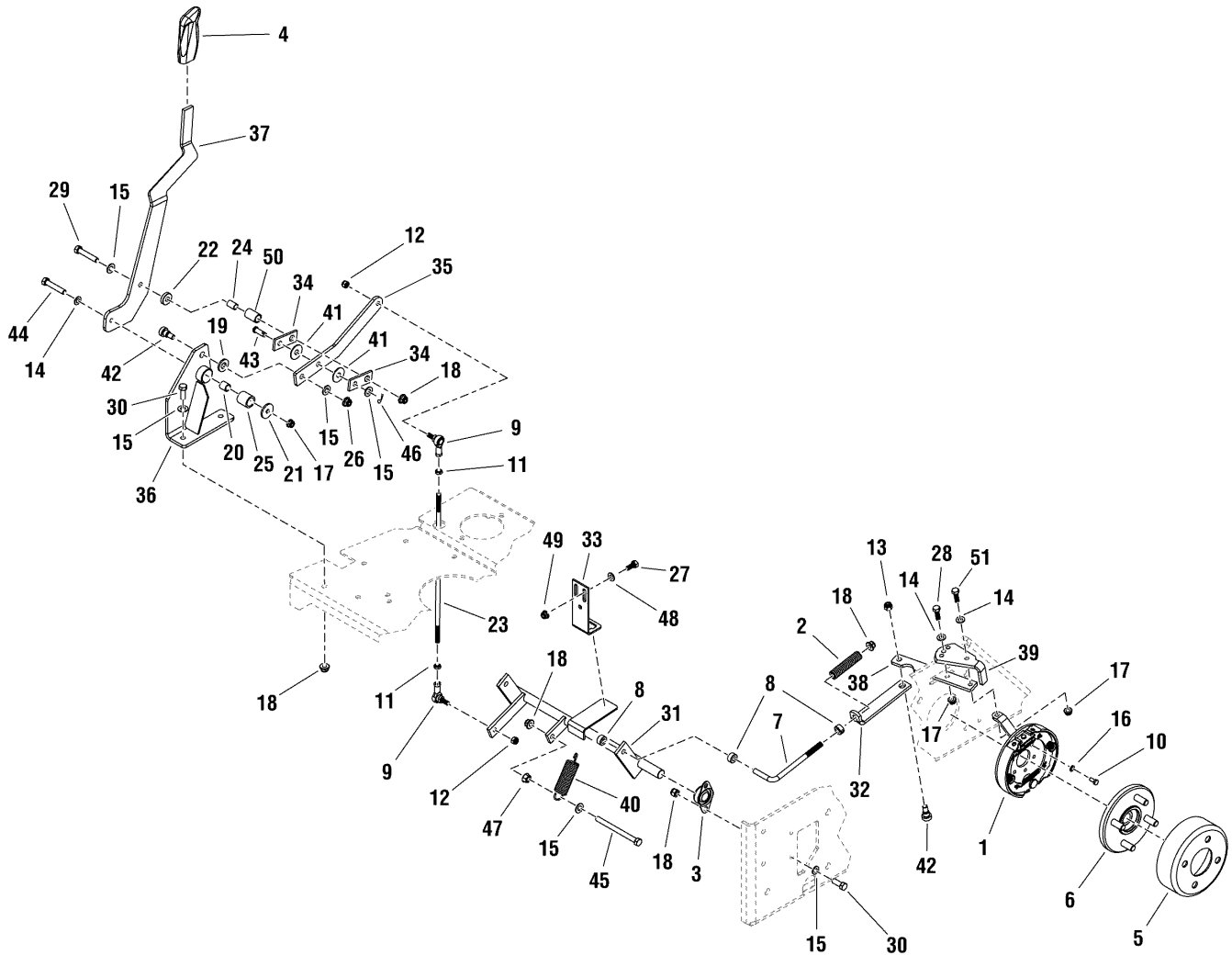
5900834 (EVKAV2048)

5900779 (EVKAV2748)

Parking Brake Group - 36" Models

NOTE: Unless noted otherwise, use the standard hardware torque specification chart.

5301548



The above parts group applies to the following Mfg. Nos.:

- 5900778 (EVKAV1936)
- 5900913 (EVKAV1936CE)
- 5900854 (EVKAV1936CAL)

Parking Brake Group - 36" Models

REF NO.	PART NO.	QTY.	DESCRIPTION
1	5101628	2	CAM BRAKE SHOE ASSM, KNOTT
2	5023242	2	SPRING-COMP, .496ID X 3.00LG X .112WR
3	5100561	2	BEARING, BRONZE FLANGE, 3/4"
4	5100171	1	GRIP, BLACK FLEXIBLE
5	5023367	2	BRAKE DRUM
6	5023309	2	HUB-W/STUD, 1TPR 800645
7	5101751	2	ROD, BRAKE LINKAGE
8	5010546	6	COLLAR, 3/8 SET
9	5021170	2	BALL JOINT, 5/16-24 FEM, STUD.
10	5023215	12	CAPSCREW-HEX HEAD M6-1.0X 14MM
11	5023216	2	NUT, 5/16-24 JAM
12	5025045	2	NUT, 5/16-24 HEX NYLON LOCK
13	5025096	2	NUT, 3/8-16 HEX NYLON LOCK
14	5025155	7	WASHER, 5/16 SAE
15	5025156	10	WASHER, 3/8 SAE
16	5025169	12	WASHER, 1/4 LOCK
17	5025392	5	NUT, 5/16-18 HEX NYLOCK FLANGE
18	5025394	10	NUT, 3/8-16 HEX NYLOCK FLANGE
19	5025440	1	WASHER, 1/2 GD9 YZ
20	5042134	1	SPACER, .32 X .75 X 1.06
21	5044617	1	WASHER, .34 X 1.25 X 10 GA
22	5044960	1	SPACER, .39 X 1.00 X .25
23	5045914	1	ROD, CHUTE PIVOT
24	5047199	1	SPACER, .38 X .50 X .75
25	5020876B	1	BUSHING, BRASS, 3/4 X 1 X 1
26	5025100	1	NUT, 3/8-16 SIDE LOCK
27	5025010X6	2	BOLT, 1/4-18 X 3/4 GD5
28	5025011X8	2	BOLT, 5/16-18 X 1 GD5 YZ
29	5025013X16	1	BOLT, 3/8-16 X 2 GD5 YZ
30	5025013X8	10	BOLT, 3/8-16 X 1 GD5 YZ
31	5404595B	1	WELD, BRAKE SHAFT, 36 - RED
32	5405168B	2	BAR, BRAKE BRACKET -RED
33	5404599B	1	PLATE, SWITCH BRACKET - RED
34	5404603B	2	PLATE, BRAKE HANDLE TAB - RED
35	5404604B	1	PLATE, BRAKE HANDLE BRACKET - RED
36	5404627B	1	WELD, BRAKE HANDLE MOUNT - RED
37	5404866B	1	PLATE, HANDLE, PARKING BRAKE - RED
38	5405166B	1	LINKAGE, BRAKE LOWER, 36 - RED
39	5405163B	1	PLATE, LINKAGE ADJUSTABLE, LH - RED
40	1608395	1	SPRING-EXTN 1.040ODX 04.000LG .105WIRE D
41	5025165	2	WASHER-3/8 FENDER

Footnotes

The above parts group applies to the following Mfg. Nos.:

5900778 (EVKAV1936)

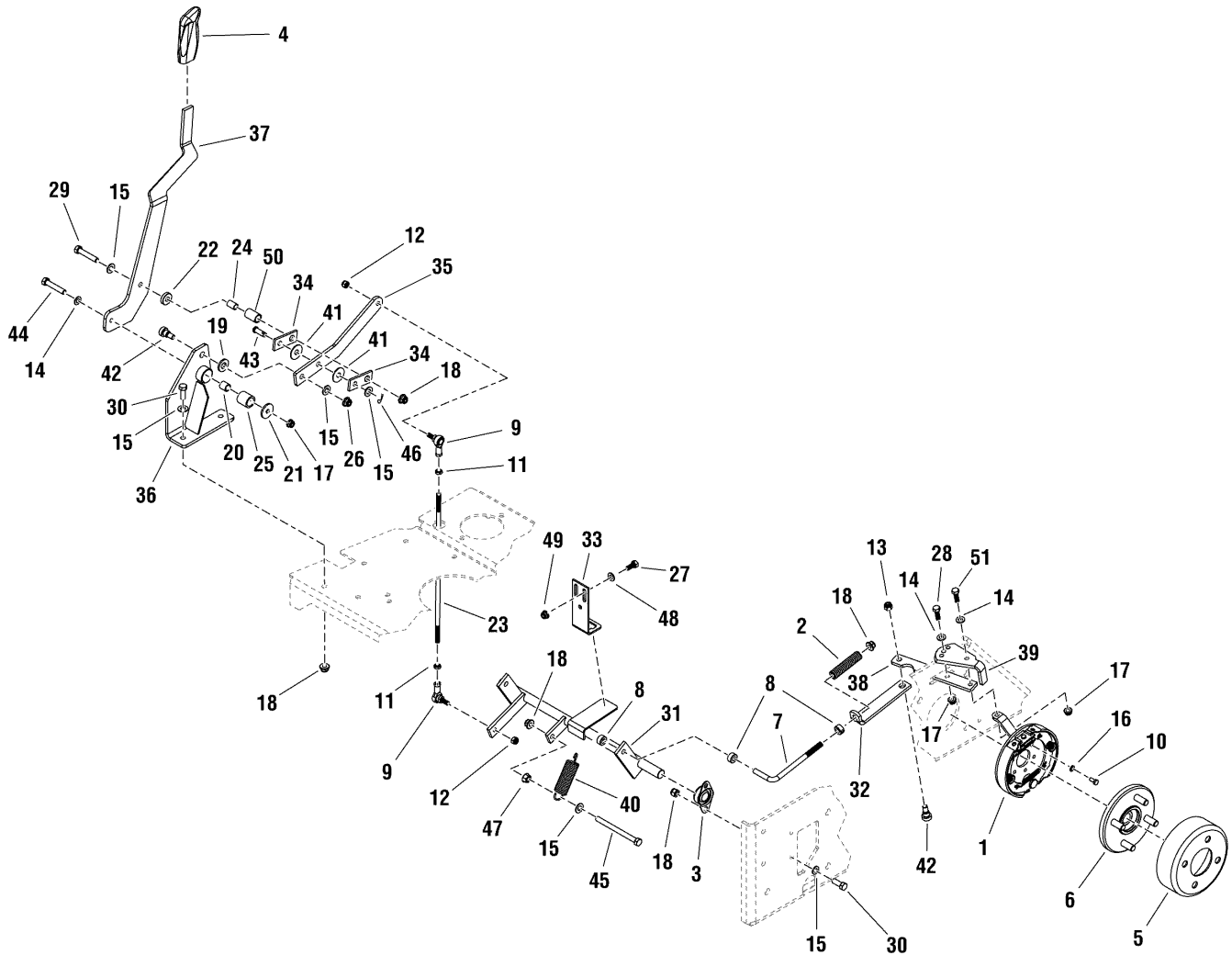
5900913 (EVKAV1936CE)

5900854 (EVKAV1936CAL)

Parking Brake Group - 36" Models

NOTE: Unless noted otherwise, use the standard hardware torque specification chart.

5301548



The above parts group applies to the following Mfg. Nos.:

- 5900778 (EVKAV1936)
- 5900913 (EVKAV1936CE)
- 5900854 (EVKAV1936CAL)

Parking Brake Group - 36" Models

REF NO.	PART NO.	QTY.	DESCRIPTION
42	5025356	3	BOLT, 3/8-16 X 3/8, 1/2 SHOULDER
43	5025214X8	1	PIN, CLEVIS, 3/8 X 1
44	5025011X16	1	BOLT, 5/16-18 X 2, GD5
45	5025013X36	1	BOLT, 3/8-16 X 4-1/2 GD5 YZ
46	5025203X6	1	COTTER PIN, 1/8 X 3/4
47	5025128	1	NUT, 3/8-16 HEX SERRATED FLANGE
48	5025154	2	WASHER, 1/4 SAE
49	5025391	2	NUT, 1/4-20 HEX NYLOCK FLANGE
50	5101928	1	SPACER, .564 X .904 X .310, YZ
51	5025011X10	2	BOLT, 5/16-18 X 1-1/4 GD5 YZ
52	5405164B	1	PLATE, LINKAGE ADJUSTABLE,RH - RED (NOT SHOWN)

Not for
Reproduction

Footnotes

The above parts group applies to the following Mfg. Nos.:

5900778 (EVKAV1936)

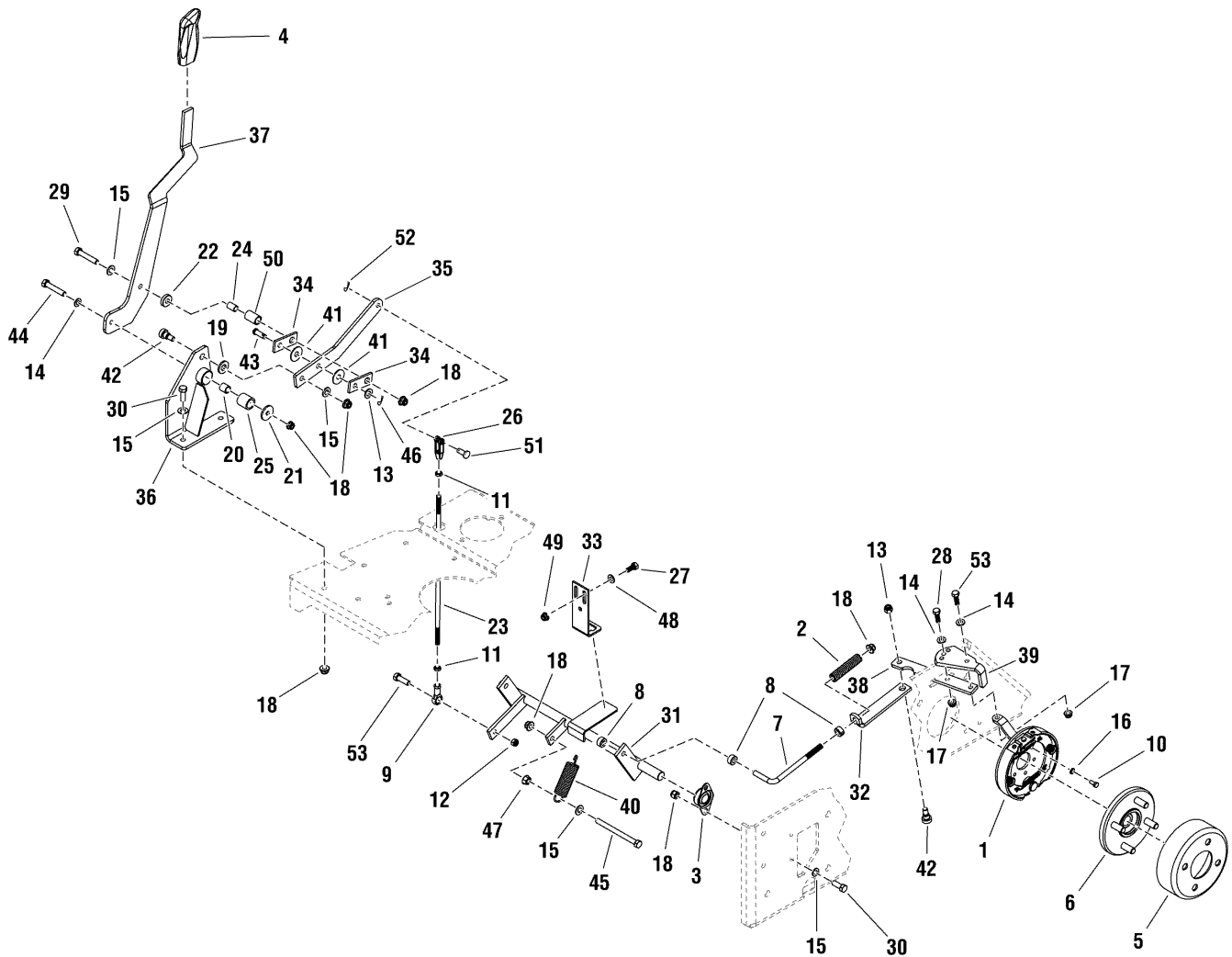
5900913 (EVKAV1936CE)

5900854 (EVKAV1936CAL)

Parking Brake Group - 48" Models

NOTE: Unless noted otherwise, use the standard hardware torque specification chart.

5301628



The above parts group applies to the following Mfg. Nos.:

5900834 (EVKAV2048)

5900779 (EVKAV2748)

Parking Brake Group - 48" Models

REF NO.	PART NO.	QTY.	DESCRIPTION
1	5101628	2	CAM BRAKE SHOE ASSM, KNOTT
2	5023242	2	SPRING-COMP, .496ID X 3.00LG X .112WR
3	5100561	2	BEARING, BRONZE FLANGE, 3/4"
4	5100171	1	GRIP, BLACK FLEXIBLE
5	5023367	2	BRAKE DRUM
6	5023309	2	HUB-W/STUD, 1TPR 800645
7	5101751	2	ROD, BRAKE LINKAGE
8	5010546	6	COLLAR, 3/8 SET
9	5022628	1	BALL JOINT, 5/16-24, LH FEMALE
10	5023215	12	CAPSCREW-HEX HEAD M6-1.0X 14MM
11	5023216	2	NUT, 5/16-24 JAM
12	5025045	1	NUT, 5/16-24 HEX NYLON LOCK
13	5025100	2	NUT, 3/8-16 HEX SIDE LOCK
14	5025155	7	WASHER, 5/16 SAE
15	5025156	7	WASHER, 3/8 SAE
16	5025169	12	WASHER, 1/4 LOCK
17	5025392	4	NUT, 5/16-18 HEX NYLOCK FLANGE
18	5025394	9	NUT, 3/8-16 HEX NYLOCK FLANGE
19	5025440	1	WASHER, 1/2 GD9 YZ
20	5042134	1	SPACER, .32 X .75 X 1.06
21	5044617	1	WASHER, .34 X 1.25 X 10 GA
22	5044960	1	SPACER, .39 X 1.00 X .25
23	5101135	1	ROD, HYDRO LINKAGE
24	5047199	1	SPACER, .38 X .50 X .75
25	5020876B	1	BUSHING, BRASS, 3/4 X 1 X 1
26	5020979	1	CLEVIS, 5/16-24, PLASTIC
27	5025010X6	2	BOLT, 1/4-20 X 3/4 GD5
28	5025011X8	2	BOLT, 5/16-18 X 1 GD5 YZ
29	5025013X16	1	BOLT, 3/8-16 X 2 GD5 YZ
30	5025013X8	10	BOLT, 3/8-16 X 1 GD5 YZ
31	5404841B	1	WELD, BRAKE SHAFT, 48 - RED
32	5404598B	2	BAR, BRAKE BRACKET - RED
33	5404599B	1	PLATE, SWITCH BRACKET - RED
34	5404603B	2	PLATE, BRAKE HANDLE TAB - RED
35	5404604B	1	PLATE, BRAKE HANDLE BRACKET - RED
36	5404627B	1	WELD, BRAKE HANDLE MOUNT - RED
37	5404998B	1	PLATE, HANDLE, PARKING BRAKE - RED
38	5405165B	2	LINKAGE, BREAK LOWER - RED
39	5405163B	1	PLATE, LINKAGE ADJUSTABLE, LH - RED
40	1608395	1	SPRING-EXTN 1.040ODX 04.000LG .105WIRE D
41	5025165	2	WASHER-3/8 FENDER

Footnotes

The above parts group applies to the following Mfg. Nos.:

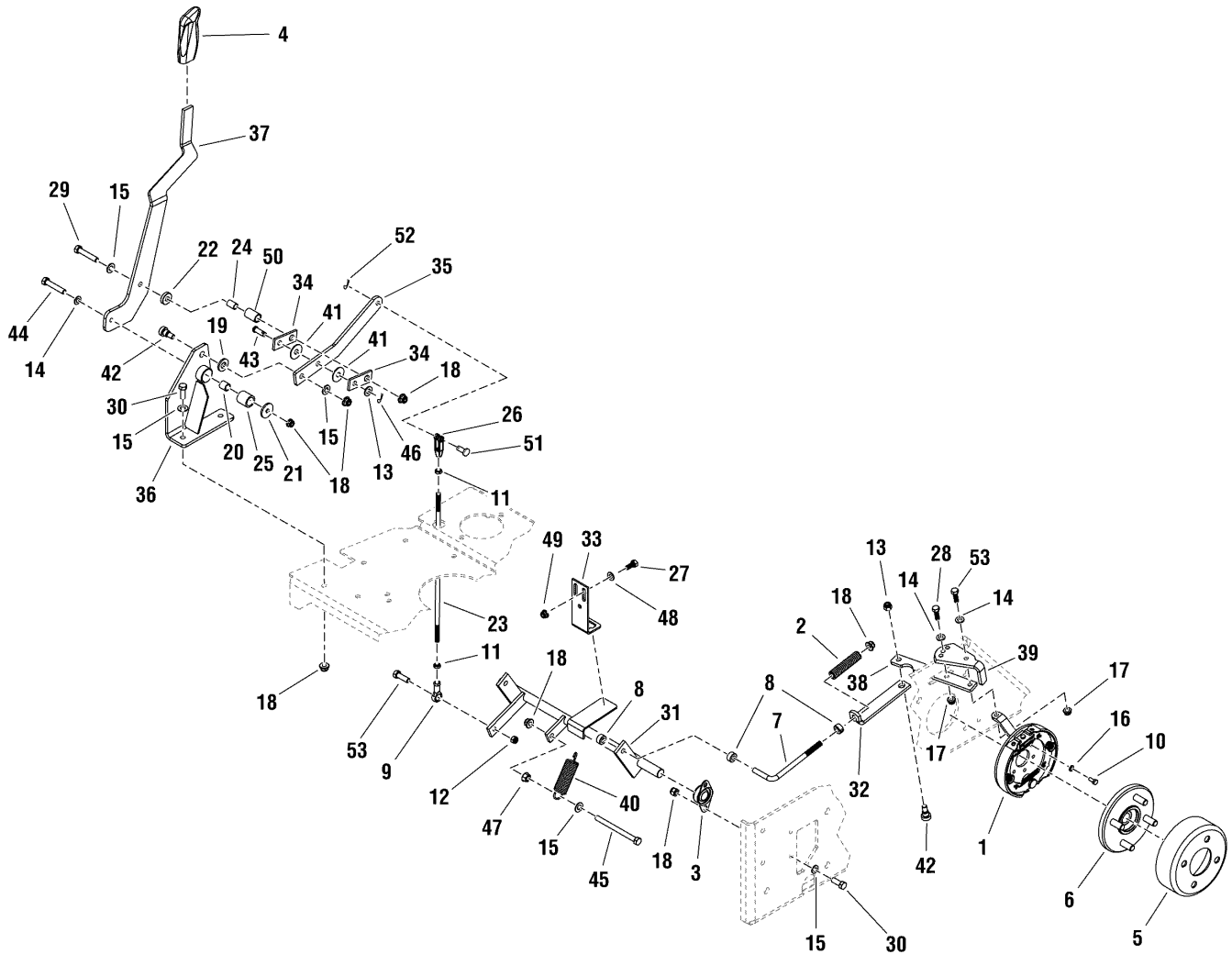
5900834 (EVKAV2048)

5900779 (EVKAV2748)

Parking Brake Group - 48" Models

NOTE: Unless noted otherwise, use the standard hardware torque specification chart.

5301628



The above parts group applies to the following Mfg. Nos.:

5900834 (EVKAV2048)

5900779 (EVKAV2748)

Parking Brake Group - 48" Models

REF NO.	PART NO.	QTY.	DESCRIPTION
42	5025356	3	BOLT, 3/8-16 X 3/8, 1/2 SHOULDER
43	5025214X8	1	PIN, CLEVIS, 3/8 X 1
44	5025011X16	1	BOLT, 5/16-18 X 2, GD5
45	5025013X36	1	BOLT, 3/8-16 X 4-1/2 GD5 YZ
46	5025203X6	1	COTTER PIN, 1/8 X 3/4
47	5025128	1	NUT, 3/8-16 HEX SERRATED FLANGE
48	5025154	2	WASHER, 1/4 SAE
49	5025391	2	NUT, 1/4-20 HEX NYLOCK FLANGE
50	5101928	1	SPACER, .564 X .904 X .310, YZ
51	5025213X8	1	PIN-CLEVIS, 5/16 X 1 YZ
52	5025201X6	1	PIN, COTTER, 3/32 X 3/4
53	5025011X10	3	BOLT, 5/16-18 X 1-1/4 GD5 YZ
54	5405164B	1	PLATE, LINKAGE ADJUSTABLE, RH - RED (NOT SHOWN)

Not for
Reproduction

Footnotes

The above parts group applies to the following Mfg. Nos.:

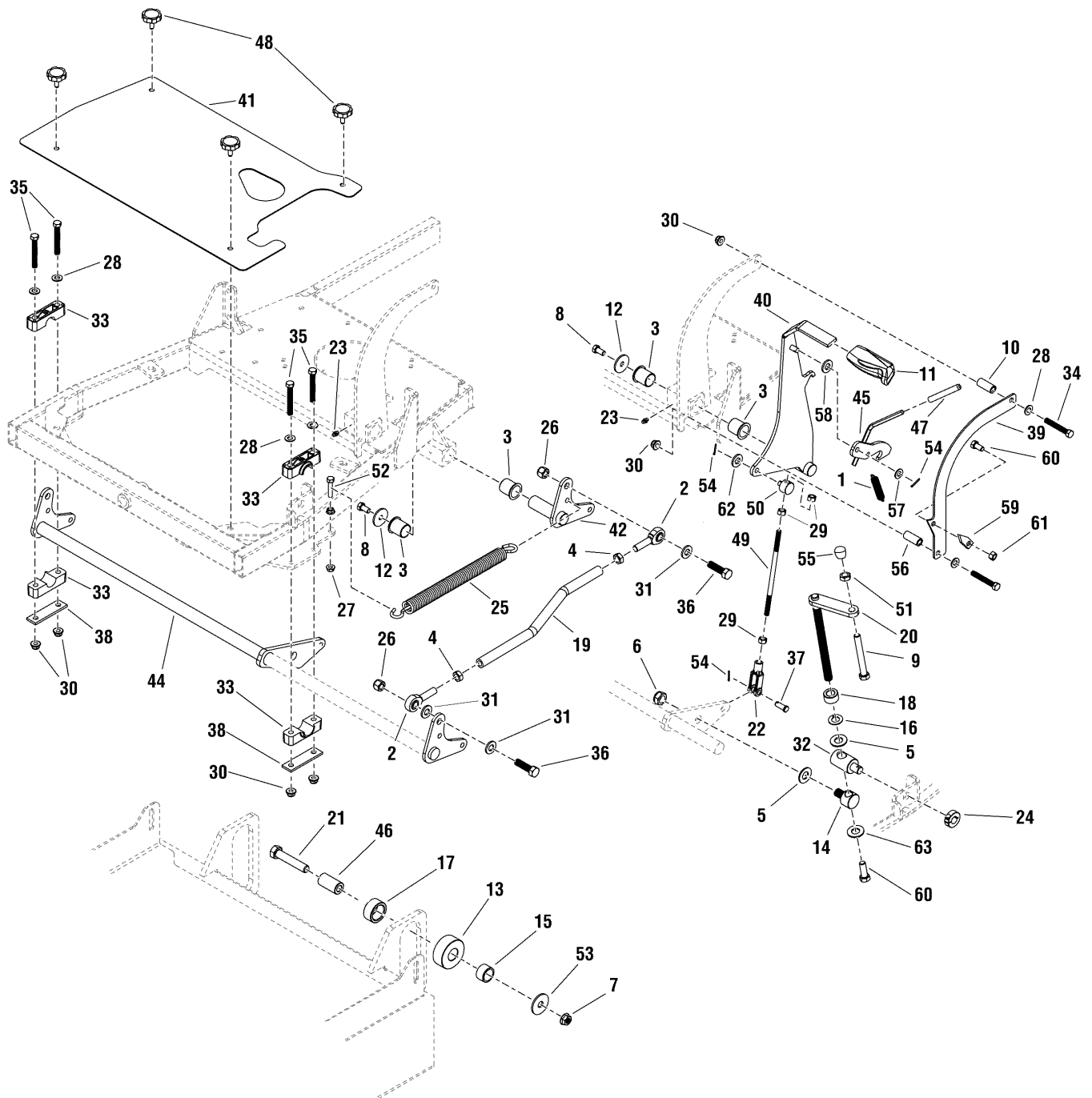
5900834 (EVKAV2048)

5900779 (EVKAV2748)

Deck Lift Group - 36" Models

NOTE: Unless noted otherwise, use the standard hardware torque specification chart.

5301546



The above parts group applies to the following Mfg. Nos.:

- 5900778 (EVKAV1936)
- 5900913 (EVKAV1936CE)
- 5900854 (EVKAV1936CAL)

Deck Lift Group - 36" Models

REF NO.	PART NO.	QTY.	DESCRIPTION
1	5020639	1	SPRING, EXTENSION
2	5022434	4	BALL JOINT, 1/2-20, MALE
3	5023343	6	BUSHING, 1.00 X 1.13 X 1.38, PLASTIC
4	5025089	4	NUT, 1/2-20 HEX JAM
5	5025281	2	WASHER, 5/8 SAE
6	5025282	1	NUT, 5/8-11 HEX JAM NYLON LOCK
7	5025396	2	NUT, 1/2-13 HEX NYLOCK FLANGE
8	5025443	3	BOLT, 3/8-16 X 3/4, GD5, YZ WITH PATCH
9	5025017X44	1	BOLT, 1/2-13 X 5-1/2 GD5 YZ
10	5101933	1	SPACER, .39 X .63 X 1.00
11	5100171	1	GRIP, BLACK FLEXIBLE
12	5101964	3	WASHER, .390 X 1.38 X .109, YZ
13	5100646	2	GUIDE, DECK - TWR
14	5100803	1	PIVOT, DECK LIFT
15	5100809	2	BUSHING, SLEEVE, 1.00 X 1.25 X .75
16	5100823	1	WASHER, THRUST, .63 X 1.13 X .06
17	5100826	2	ROLLER, 1.256 X 1.75 X .813
18	5100836	1	SPACER, .64 X 1.13 X .63
19	5101534	2	ROD, DECK LIFT
20	5101729	1	HANDLE, CRANK, COMPACT RIDER
21	5025017X24	2	BOLT, 1/2-13 X 3 GD5
22	5101800	1	CLEVIS, 3/8-24 RH, 3/8" PIN HOLE
23	5020095	3	GREASE FITTING, 1/4-28 STRAIGHT
24	5020441	1	COLLAR, 5/8 SPLIT
25	5023355	1	SPRING, DECK LIFT ASSIST
26	5025098	4	NUT, 1/2-20 HEX NYLON LOCK
27	5025127	2	NUT, 5/16-18 HEX SERRATED FLANGE (SMALL)
28	5025156	6	WASHER, 3/8 SAE
29	5025309	3	NUT, 3/8-24 HEX JAM
30	5025394	6	NUT, 3/8-16 HEX NYLOCK FLANGE
31	5025440	6	WASHER, 1/2 GD9 YZ
32	5045856	1	PIVOT, SPRING ROD
33	5100634	4	PIVOT BLOCK, PLASTIC
34	5025013X16	2	BOLT, 3/8-16 X 2 GD5 YZ
35	5025013X22	4	BOLT, 3/8-16 X 2-3/4 GD5 YZ
36	5025018X14	4	BOLT-1/2-20 X 1-3/4 GD5 YZ
37	5025214X9	1	PIN, CLEVIS, 3/8 X 1-1/8
38	5403925B	2	PLATE, PIVOT BLOCK SUPPORT - RED
39	5404116B	1	PLATE, OUTER TRANSPORT BRACKET - RED
40	5404280B	1	WELD, DECK LIFT HANDLE - RED
41	5404626B	1	PLATE, DECK GUARD, RIDER - RED

Footnotes

The above parts group applies to the following Mfg. Nos.:

5900778 (EVKAV1936)

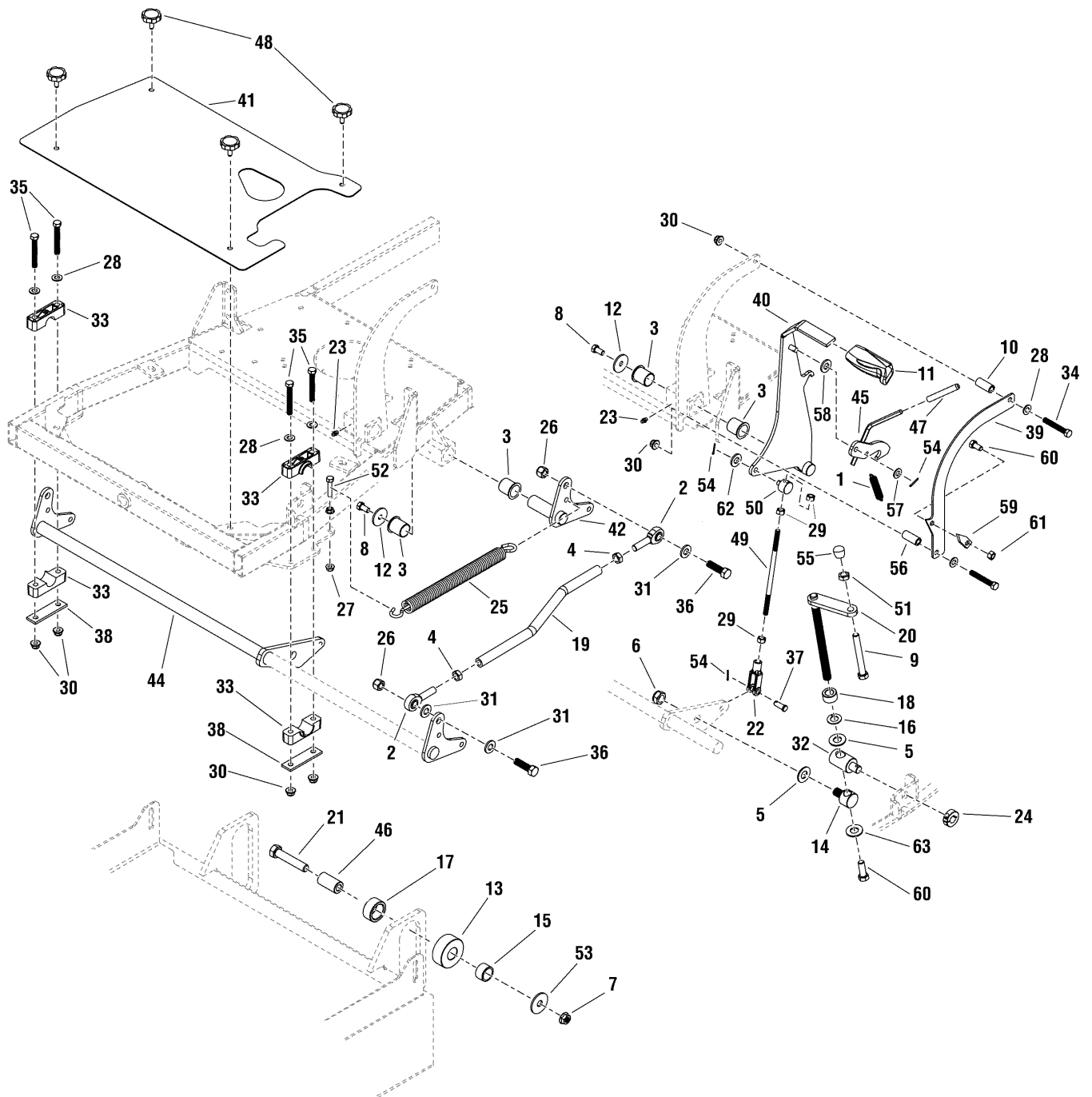
5900913 (EVKAV1936CE)

5900854 (EVKAV1936CAL)

Deck Lift Group - 36" Models

NOTE: Unless noted otherwise, use the standard hardware torque specification chart.

5301546



The above parts group applies to the following Mfg. Nos.:

- 5900778 (EVKAV1936)
- 5900913 (EVKAV1936CE)
- 5900854 (EVKAV1936CAL)

Deck Lift Group - 36" Models

REF NO.	PART NO.	QTY.	DESCRIPTION
42	5404763B	1	WELD, BOOMER, LH - RED
43	5404765B	1	WELD, BOOMER, RH - RED (Not Shown)
44	5404769B	1	WELD, DECK LIFT SHAFT - RED
45	5404820B	1	WELD, DECK LOCK - RED
46	5100689	2	SPACER, .52 X 1.00 X 1.88 - SS
47	5023198	1	COVER, VINYL HANDLE
48	5101731	4	KNOB, 5/16-18 X 1.00, ROSETTE, BLK
49	5101136	1	ROD, LEVER CONNECTING
50	5100985	1	ADJUSTER, BRAKE LINKAGE
51	5025301	1	NUT, 1/2-13 HEX JAM
52	5025011X12	1	BOLT, 5/16-18 X 1-1/2 GD5 YZ
53	5025415	2	WASHER, .50 X 1.75 X .13
54	5025201X6	3	PIN, COTTER, 3/32 X 3/4
55	5021733	1	KNOB, PLASTIC, 1/2-13
56	5100896	1	SPACER, .390 X 1.00 X 1.00 - YZ
57	5023202	1	WASHER,WAVE,M10
58	5025293	1	WASHER, 3/8 GD.9 FLAT
59	5101310	1	POINTER, DECK HEIGHT
60	5025010X6	2	BOLT, 1/4-20 X 3/4 GD5 YZ
61	5025391	1	NUT, 1/4-20 HEX NYLOCK FLANGE
62	5025526	1	SHIM, .375 X .625 X .031 THK
63	5025154	2	WASHER, 1/4 SAE

Not for
Reproduction

Footnotes

The above parts group applies to the following Mfg. Nos.:

5900778 (EVKAV1936)

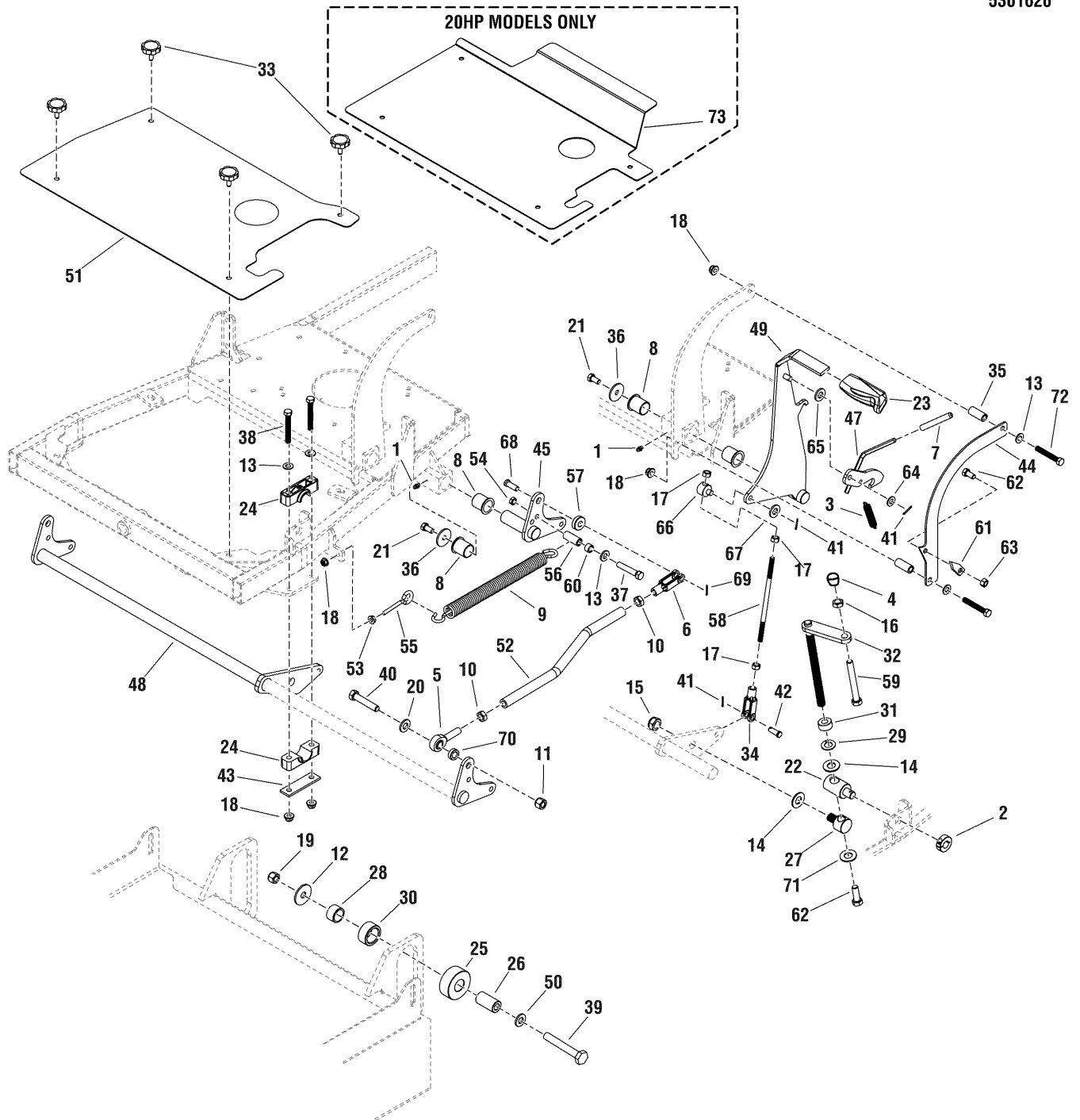
5900913 (EVKAV1936CE)

5900854 (EVKAV1936CAL)

Deck Lift Group - 48" Models

NOTE: Unless noted otherwise, use the standard hardware torque specification chart.

5301626



The above parts group applies to the following Mfg. Nos.:

5900834 (EVKAV2048)

5900779 (EVKAV2748)

Deck Lift Group - 48" Models

REF NO.	PART NO.	QTY.	DESCRIPTION
1	5020095	3	GREASE FITTING, 1/4-28 STRAIGHT
2	5020441	1	COLLAR, 5/8 SPLIT
3	5020639	1	SPRING, EXTENSION
4	5021733	1	KNOB, PLASTIC, 1/2-13
5	5022434	2	BALL JOINT, 1/2-20, MALE
6	5023174	2	CLEVIS, 1/2-20, STEEL
7	5023198	1	COVER, VINYL HANDLE
8	5023343	6	BUSHING, 1.00 X 1.13 X 1.38, PLASTIC
9	5023355	2	SPRING, DECK LIFT ASSIST
10	5025089	4	NUT, 1/2-20 HEX JAM
11	5025098	2	NUT, 1/2-20 HEX NYLON LOCK
12	5025150	2	WASHER, 1/2 USS
13	5025156	8	WASHER, 3/8 SAE
14	5025281	2	WASHER, 5/8 SAE
15	5025282	1	NUT, 5/8-11 HEX JAM NYLON LOCK
16	5025301	1	NUT, 1/2-13 HEX JAM
17	5025309	3	NUT, 3/8-24 HEX JAM
18	5025394	8	NUT, 3/8-16 HEX NYLOCK FLANGE
19	5025396	2	NUT, 1/2-13 HEX NYLOCK FLANGE
20	5025440	2	WASHER, 1/2 GD9 YZ
21	5025443	3	BOLT, 3/8-16 X 3/4, GD5, YZ WITH PATCH
22	5045856	1	PIVOT, SPRING ROD
23	5100171	1	GRIP, BLACK FLEXIBLE
24	5100634	4	PIVOT BLOCK, PLASTIC
25	5100646	2	GUIDE, DECK - TWR
26	5100689	2	SPACER, .52 X 1.00 X 1.88 - SS
27	5100803	1	PIVOT, DECK LIFT
28	5100809	2	BUSHING, SLEEVE, 1.00 X 1.25 X .75
29	5100823	1	WASHER, THRUST, .63 X 1.13 X .06
30	5100826	2	ROLLER, 1.256 X 1.75 X .813
31	5100836	1	SPACER, .64 X 1.13 X .63
32	5101729	1	HANDLE, CRANK, COMPACT RIDER
33	5101731	4	KNOB, 5/16-18 X 1.00, ROSETTE, BLK
34	5101800	1	CLEVIS, 3/8-24 RH, 3/8" PIN HOLE
35	5101933	2	SPACER, .39 X .63 X 1.00, YZ
36	5101964	3	WASHER, .390 X 1.38 X .109, YZ
37	5025013X20	2	BOLT, 3/8-16 X 2-1/2 GD5 YZ
38	5025013X22	4	BOLT, 3/8-16 X 2-3/4 GD5 YZ
39	5025017X24	2	BOLT, 1/2-13 X 3 GD5
40	5025018X20	2	BOLT-1/2-20 X 2-1/2 GD5 YZ
41	5025201X6	3	PIN, COTTER, 3/32 X 3/4

Footnotes

The above parts group applies to the following Mfg. Nos.:

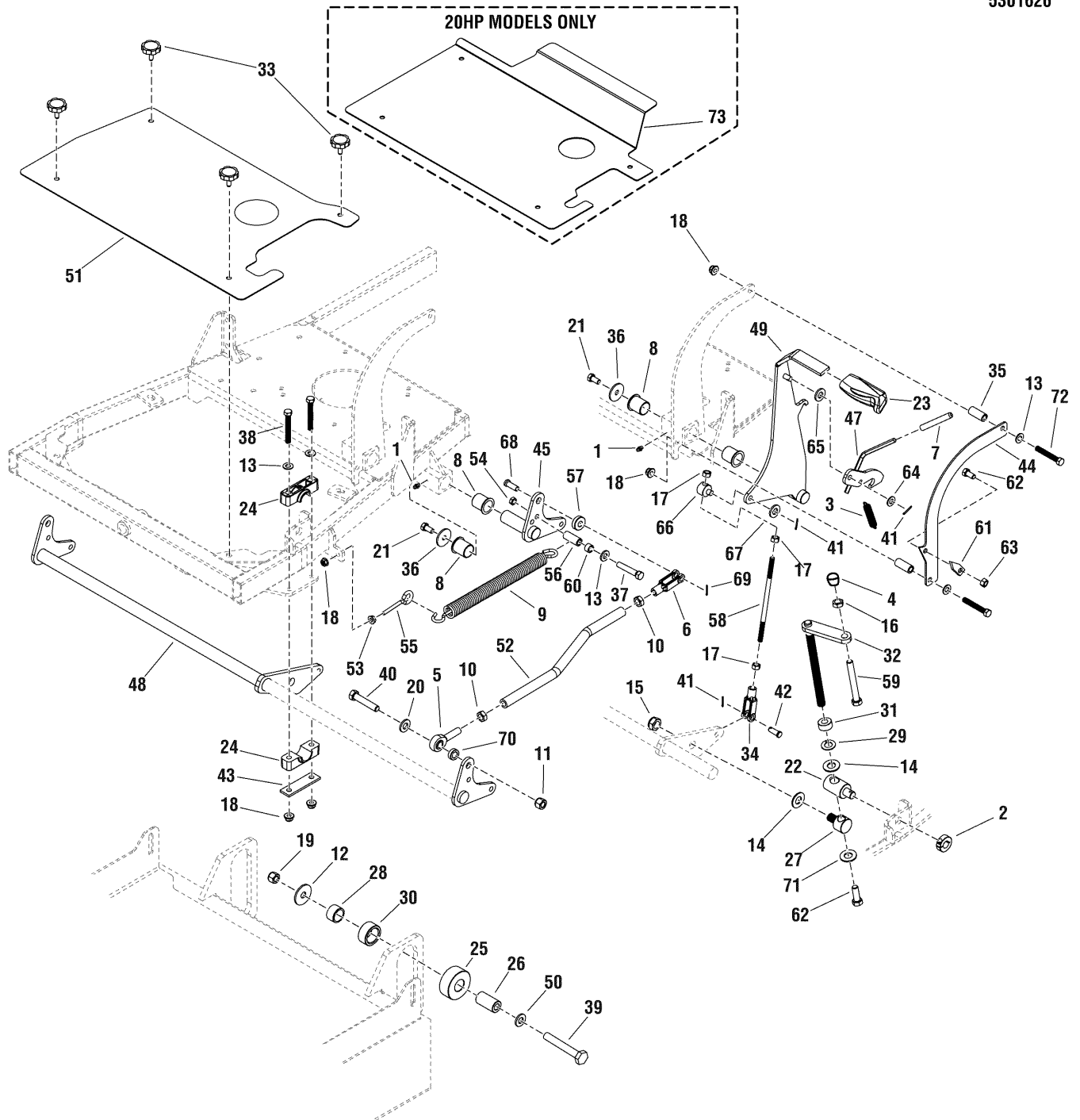
5900834 (EVKAV2048)

5900779 (EVKAV2748)

Deck Lift Group - 48" Models

NOTE: Unless noted otherwise, use the standard hardware torque specification chart.

5301626



The above parts group applies to the following Mfg. Nos.:

5900834 (EVKAV2048)

5900779 (EVKAV2748)

Deck Lift Group - 48" Models

REF NO.	PART NO.	QTY.	DESCRIPTION
42	5025214X9	1	PIN, CLEVIS, 3/8 X 1-1/8
43	5403925B	2	PLATE, PIVOT BLOCK SUPPORT - RED
44	5404116B	1	PLATE, OUTER TRANSPORT BRACKET - RED
45	5404763B	1	WELD, BOOMER, LH - RED
46	5404765B	1	WELD, BOOMER, RH - RED
47	5404820B	1	WELD, DECK LOCK - RED
48	5404840B	1	WELD, DECK LIFT SHAFT, 48 - RED
49	5404938B	1	WELD, DECK LIFT HANDLE - RED
50	5025158	2	WASHER, 1/2 SAE
51	5404974B	1	GUARD, DECK TOP, EVO 48 - RED (S/N: 2013821833 & BELOW) (REPLACE W/ 5405591B IF KIT 5600351 HAS BEEN INSTALLED)
51	5405591B	1	GUARD, DECK TOP, EVO 48 - RED (S/N: 2013821834 & ABOVE)
52	5101895	2	ROD, DECK LIFT, EVOLUTION 48"
53	5025128	2	NUT, 3/8-16 HEX SERRATED FLANGE
54	5025100	2	NUT, 3/8-16 HEX SIDE LOCK
55	5023497	2	EYE BOLT, 3/8-16 X 5, 1 EYE
56	5101245	2	SPACER, .38 X .75 X 1.25, YZ
57	5100520	2	SPACER, .515 X 1.00 X .218
58	5048707	1	ROD, LEVER CONNECTING
59	5025017X48	1	BOLT, 1/2-13 X 6 GD5 YZ
60	5041930	2	SPACER, .38 X .50 X .27
61	5101310	1	POINTER, DECK HEIGHT
62	5025010X6	1	BOLT, 1/4-20 X 3/4 GD5 YZ
63	5025391	1	NUT, 1/4-20 HEX NYLOCK FLANGE
64	5023202	1	WASHER, WAVE, M10
65	5025293	1	WASHER, 3/8 GD.9 FLAT
66	5100985	1	ADJUSTER, BRAKE LINKAGE
67	5025526	1	SHIM, .375 X .625 X .031 THK
68	5025479	2	CLEVIS PIN, 1/2 X 1.36 SAE STANDARD
69	5025203X6	2	PIN, COTTER, 1/8 X 3/4
70	5045023	2	SPACER, .52 X 1.00 X .44
71	5025154	1	WASHER, 1/4 SAE
72	5025013X16	2	BOLT, 3/8-16 X 2 GD5 YZ
73	5406007B	1	PLATE, GUARD TOP, 2048 - RED (20HP MODELS ONLY)

Footnotes

The above parts group applies to the following Mfg. Nos.:

5900834 (EVKAV2048)

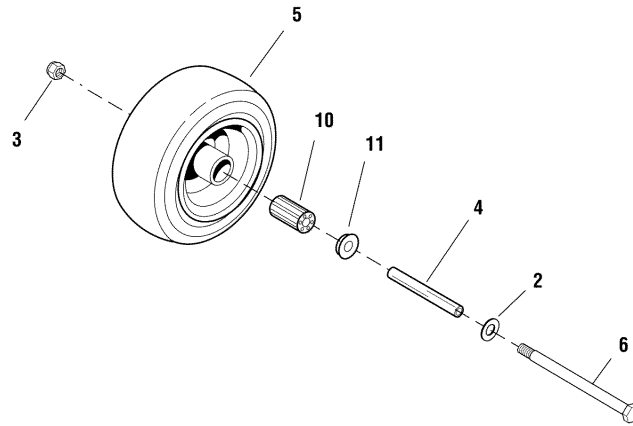
5900779 (EVKAV2748)

Wheel & Tire Group

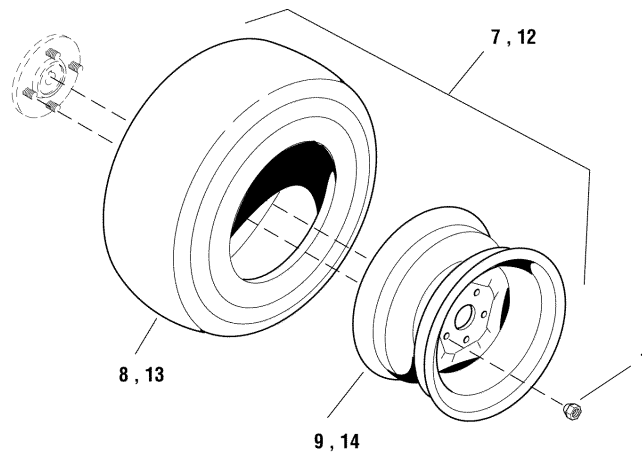
NOTE: Unless noted otherwise, use the standard hardware torque specification chart.

5301545
5301625

Front Wheels & Tires



Rear Wheels & Tires



Inflate to 18 PSI (1,24 bar)

The above parts group applies to the following Mfg. Nos.:

- 5900778 (EVKAV1936)
- 5900834 (EVKAV2048)
- 5900913 (EVKAV1936CE)
- 5900779 (EVKAV2748)
- 5900854 (EVKAV1936CAL)

Wheel & Tire Group

REF NO.	PART NO.	QTY.	DESCRIPTION
1	5020601	8	NUT, 1/2-20, FOR WHEEL BOLT SILVER
2	5025158	2	WASHER, 1/2 SAE
3	5025396	2	NUT, 1/2-13 HEX NYLOCK FLANGE
4	5045996	2	CASTER AXLE DDSH
5	5100715	2	TIRE/WHEEL ASSM 11/4.00-5 FLAT FREE
6	5025017X56	2	BOLT, HEX, 1/2-13 X 7, GD 8, YZ
7	5101277	2	WHEEL, REAR, 18 X 8.5 X 10 (36" Models Only)
8	5101277X1	2	TIRE, 18 X 8.5 X 10
9	5101277X2	2	WHEEL, 18 X 8.5 X 10
10	5022579	4	BEARING, ROLLER
11	5021043	4	BEARING, RETAINER
12	5101661	2	TIRE/WHEEL ASM, 22X10.00 - 10 TURF MASTE (48" & 52" Models Only)
13	5100006X1	2	TIRE, 22 X 10 X 10
14	5101661X1	2	WHEEL, 22 X 10 X 10

Not for
Reproduction

Footnotes





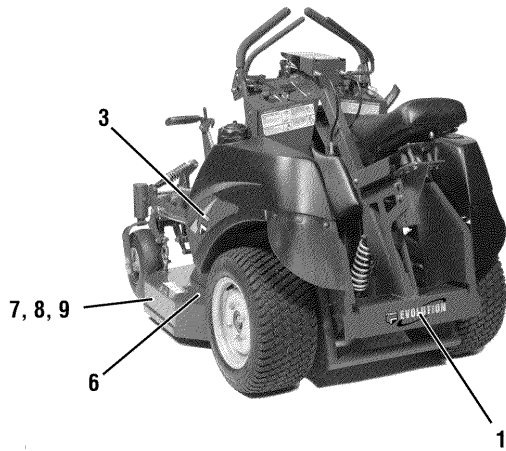
The above parts group applies to the following Mfg. Nos.:

5900778 (EVKAV1936)
5900834 (EVKAV2048)
5900913 (EVKAV1936CE)
5900779 (EVKAV2748)
5900854 (EVKAV1936CAL)

Decal Group - Brand

NOTE: Unless noted otherwise, use the standard hardware torque specification chart.

5301672B



7— 36"

8— 48"

9— 52"

The above parts group applies to the following Mfg. Nos.:

- 5900778 (EVKAV1936)
- 5900834 (EVKAV2048)
- 5900913 (EVKAV1936CE)
- 5900779 (EVKAV2748)
- 5900854 (EVKAV1936CAL)

Decal Group - Brand

REF NO.	PART NO.	QTY.	DESCRIPTION
1	5101876	2	DECAL, EVO, REAR CHARIOT
2	5101923	1	DECAL, BADGE, EVO, RH
3	5101921	1	DECAL, BADGE, EVO, LH
4	5100344	1	DECAL, FERRIS, FRONT, 8.78 X 5.81
5	5102021	1	DECAL, EVOLUTION, LOGO
6	5102210	1	DECAL, iCD CUTTING SYSTEM (52" MODELS ONLY)
7	5101322	1	DECAL, 36 (36" MODELS ONLY)
8	5022811	1	DECAL, 48 (48" MODELS ONLY)
9	5022812	1	DECAL, 52 (52" MODELS ONLY)

Not for
Reproduction

Footnotes

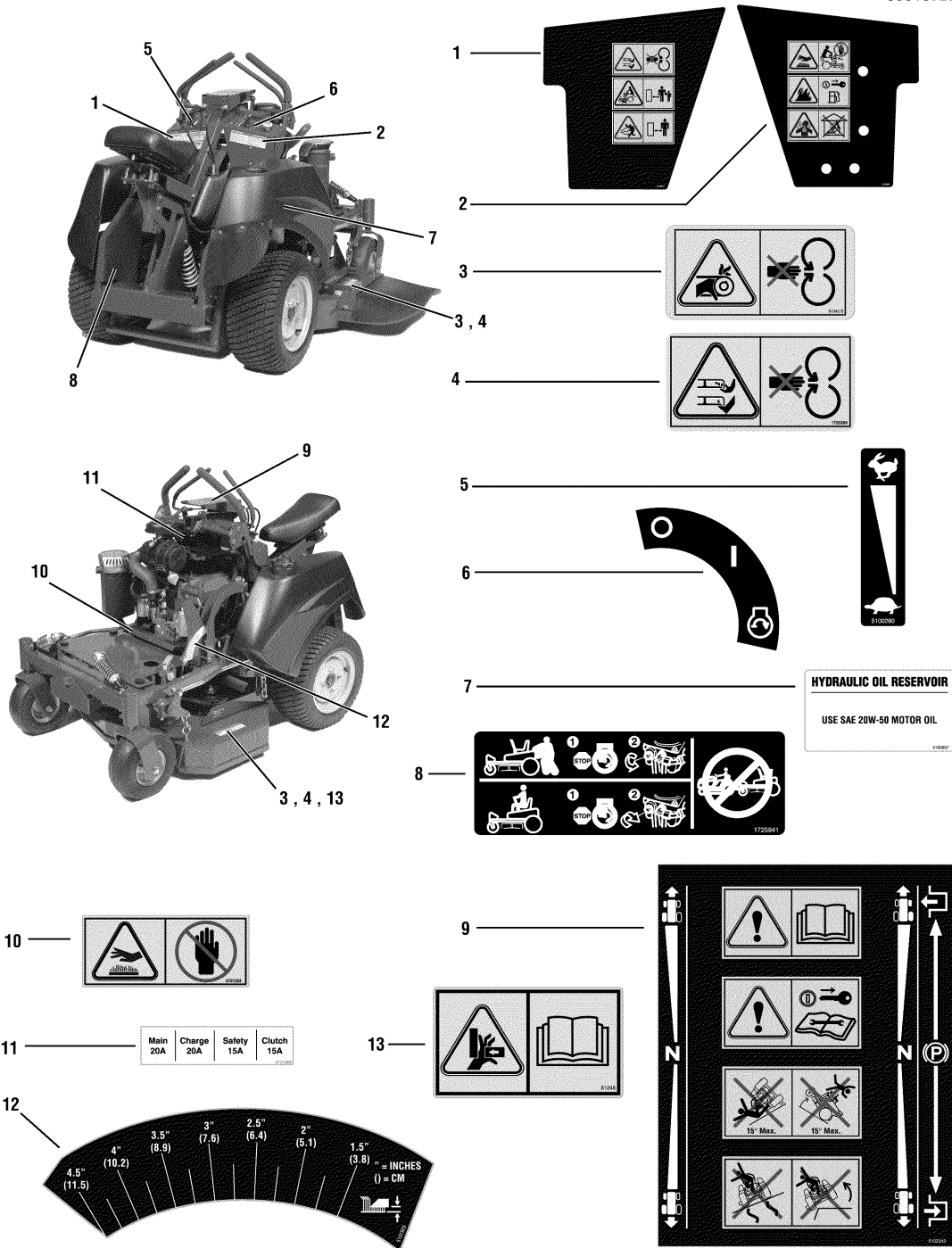
The above parts group applies to the following Mfg. Nos.:

5900778 (EVKAV1936)
5900834 (EVKAV2048)
5900913 (EVKAV1936CE)
5900779 (EVKAV2748)
5900854 (EVKAV1936CAL)

Decal Group - Safety & Operation (Export Models)

NOTE: Unless noted otherwise, use the standard hardware torque specification chart.

5301672E



The above parts group applies to the following Mfg. Nos.:
5900913 (EVKAV1936CE)

Decal Group - Safety & Operation (Export Models)

REF NO.	PART NO.	QTY.	DESCRIPTION
1	5102344	1	DECAL, MAIN SAFETY, LH, CE
2	5102345	1	DECAL, MAIN SAFETY, RH, CE
3	1720389	2	DECAL-DANGER ROTATING BLADE SYMBOLS
4	5061042	2	DECAL, CE DANGER
5	5100280	1	DECAL, THROTTLE CONTROL
6	5048970	1	DECAL, IGNITION SWITCH
7	5048454	1	DECAL, OIL RESEVOIR
8	5101990	1	DECAL, CZT HYRDO RELEASE
9	5102343	1	DECAL, MAIN, CE
10	5061246	1	DECAL, PINCH POINT, CE
11	5101966	1	DECAL, FUSE LOCATION, EVOLUTION
12	5101925	1	DECAL, DECK HEIGHT, EVOLUTION
13	5101353	1	DECAL, HAND IN FLAME

Not for
Reproduction

Footnotes

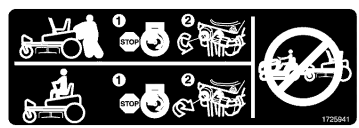
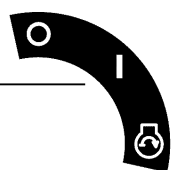
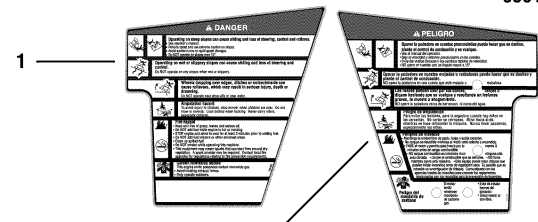

The above parts group applies to the following Mfg. Nos.:

5900913 (EVKAV1936CE)

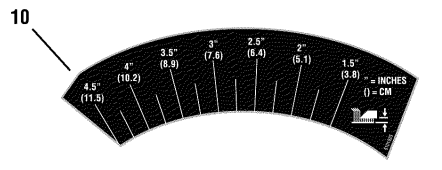
Decal Group - Safety & Operations

NOTE: Unless noted otherwise, use the standard hardware torque specification chart.

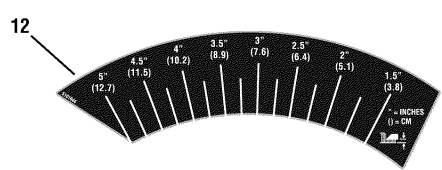
5301672S



HYDRAULIC OIL RESERVOIR
USE EITHER:
MOBIL 1™
15W-50 OIL
- OR -
CASTROL SYNTEC™
5W-50 OIL
DO NOT USE CONVENTIONAL OILS!



Main	Charge	Safety	Clutch
20A	20A	15A	15A



The above parts group applies to the following Mfg. Nos.:

- 5900778 (EVKAV1936)
- 5900834 (EVKAV2048)
- 5900779 (EVKAV2748)
- 5900854 (EVKAV1936CAL)

Decal Group - Safety & Operations

REF NO.	PART NO.	QTY.	DESCRIPTION
1	5101873	1	DECAL, MAIN SAFETY, EVOLUTION
2	5101874	1	DECAL, MAIN SAFETY, EVOLUTION (SP)
3	5100088	1	DECAL, DANGER, MOWER
4	5101292	1	DECAL, DANGER, MOWER DISCHARGE,8.75X2.13
5	5100280	1	DECAL, THROTTLE CONTROL
6	5048970	1	DECAL, IGNITION SWITCH
7	5048454	1	DECAL, OIL RESEVOIR (ON MOUNTING PLATE INSIDE FENDER)
8	1725941	1	DECAL, CZT HYDRO RELEASE
9	5101891	1	DECAL, MOTION CONTROL GUARD, EVOLUTION
10	5101925	1	DECAL, DECK HEIGHT, EVOLUTION, 36" (36" MODELS ONLY)
11	5101966	1	DECAL, FUSE LOCATION (UNDER INSTRUMENT CONTROL PANEL)
12	5101944	1	DECAL, DECK HEIGHT, EVOLUTION, 48"
13	5100387	1	DECAL, WARNING, HOT

Not for
Reproduction

Footnotes

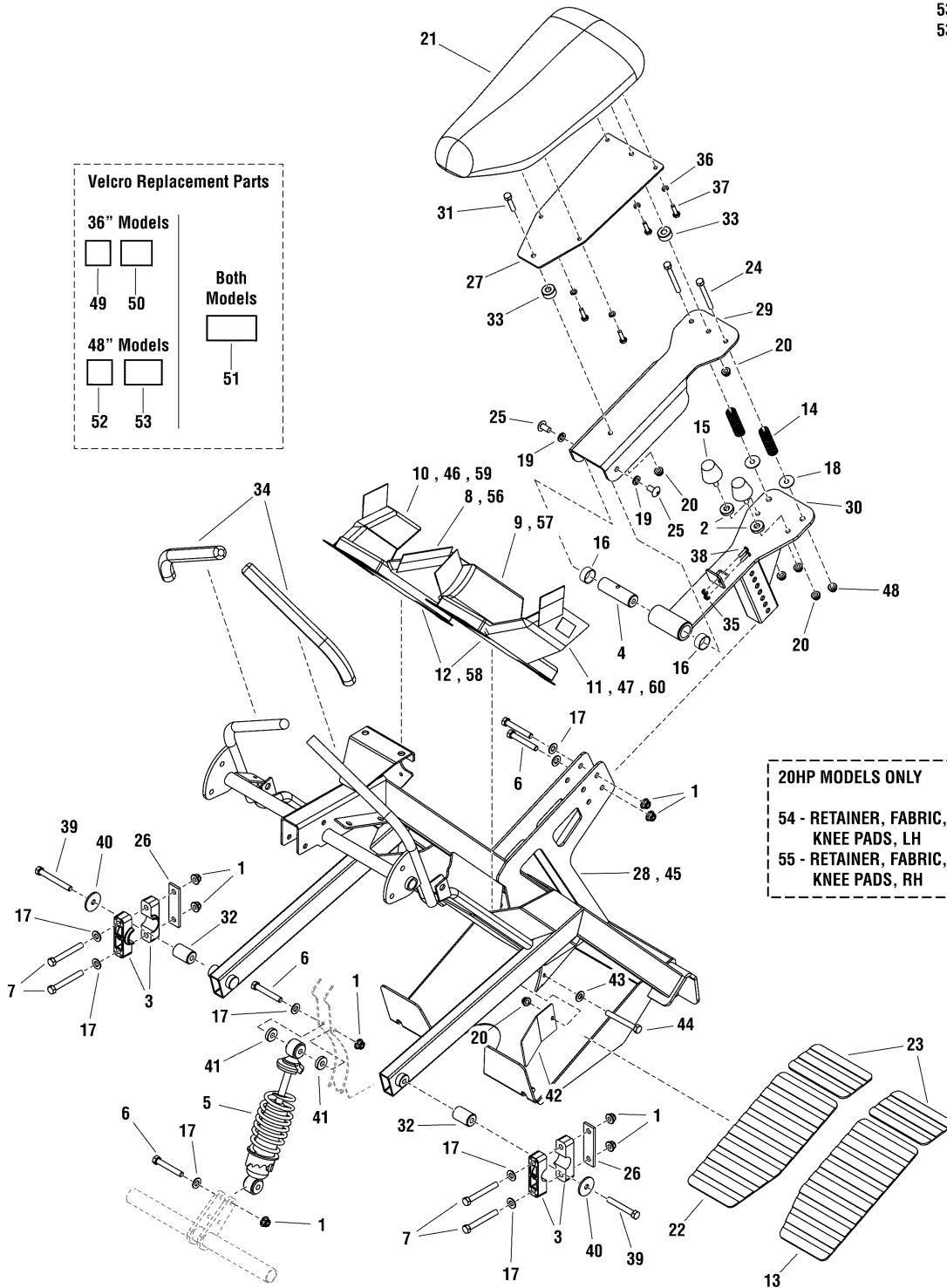
The above parts group applies to the following Mfg. Nos.:

5900778 (EVKAV1936)
5900834 (EVKAV2048)
5900779 (EVKAV2748)
5900854 (EVKAV1936CAL)

Operator Platform Group

NOTE: Unless noted otherwise, use the standard hardware torque specification chart.

5301543
5301623



The above parts group applies to the following Mfg. Nos.:

- 5900778 (EVKAV1936)
- 5900834 (EVKAV2048)
- 5900913 (EVKAV1936CE)
- 5900779 (EVKAV2748)
- 5900854 (EVKAV1936CAL)

Operator Platform Group

REF NO.	PART NO.	QTY.	DESCRIPTION
1	5025394	11	NUT, 3/8-16 HEX NYLOCK FLANGE
2	5044960	2	SPACER, .39 X 1.00 X .25
3	5100634	4	PIVOT BLOCK, PLASTIC
4	5101635	1	SPACER, 1.00 X 3.25 THRD BOTH ENDS
5	5101650	1	SHOCK ABSORBER
6	5025013X20	4	BOLT, 3/8-16 X 2-1/2 GD5 YZ
7	5025013X24	4	BOLT, 3/8-16 X 3 GD5 YZ
8	5101802	1	KNEE PAD, INNER RH, EVOLUTION 36"/48" (36" Models: All; 48" Models: S/N: 2014004709 & Below)
9	5101803	1	KNEE PAD, INNER LH, EVOLUTION 36"/48" (36" Models: All; 48" Models: S/N: 2014004709 & Below)
10	5101804	1	KNEE PAD, OUTER RH, EVOLUTION 36"
11	5101805	1	KNEE PAD, OUTER LH, EVOLUTION 36"
12	5101806	2	KNEE PAD, CENTER, EVOLUTION 36"/48" (36" Models: All; 48" Models: S/N: 2014004709 & Below)
13	5101807	1	SAFETY WALK, EVOLUTION 36"
14	5021004	2	STAINLESS STEEL COMP. SPRING
15	5022612	2	BUMPER, RUBBER 5/16-18
16	5023343	2	BUSHING, 1.00 X 1.13 X 1.38, PLASTIC
17	5025156	8	WASHER, 3/8 SAE
18	5025155	2	WASHER, 5/16 SAE
19	5025171	2	WASHER, 3/8 SPLIT LOCK
20	5025392	6	NUT, 5/16-18 HEX NYLOCK FLANGE
21	5101648	1	SEAT, EVOLUTION
22	5101828	1	SAFETY WALK, 6.00 X 11.25
23	5101829	2	SAFETY WALK, 3.5 X 6.00
24	5025011X26	2	BOLT, 5/16-18 X 3-1/4 GD5
25	5025075X6	2	BOLT, 3/8-16 X 3/4, ALLEN BUTTON
26	5403925B	2	PLATE, PIVOT BLOCK SUPPORT - RED
27	5404206B	1	PLATE, SEAT RAIL ADAPTER - RED
28	5404283B	1	WELD, OPERATOR COMPARTMENT, 36
29	5404336B	1	PLATE, SEAT MOUNT, TOP - RED
30	5404340B	1	WELD, SEAT MOUNT - RED
31	5025145X14	1	BOLT, 5/16-18 X 1-3/4, CARRIAGE
32	5101846	2	SPACER, .515 X 1.00 X 1.22, YZ
33	5046860	2	SPACER, .39 X 1.00 X .50
34	5101830	2	FOAM, GRIP, 3/4" ID X 12" LG X .187 BLK
35	5025271	2	NUT, #10-24 HEX NYLON LOCK
36	5025169	4	WASHER, 1/4 LOCK
37	5025010X8	4	BOLT, 1/4-20 X 1, GD5
38	5025179X6	2	SCREW, #10-24 X 3/4 ROUND PHILLIPS
39	5025018X18	2	BOLT, 1/2-20 X 2-1/4 GD5 YZ
40	5025150	2	WASHER, 1/2 USS
41	5101965	2	SPACER, .390 X 1.00 X .190

Footnotes

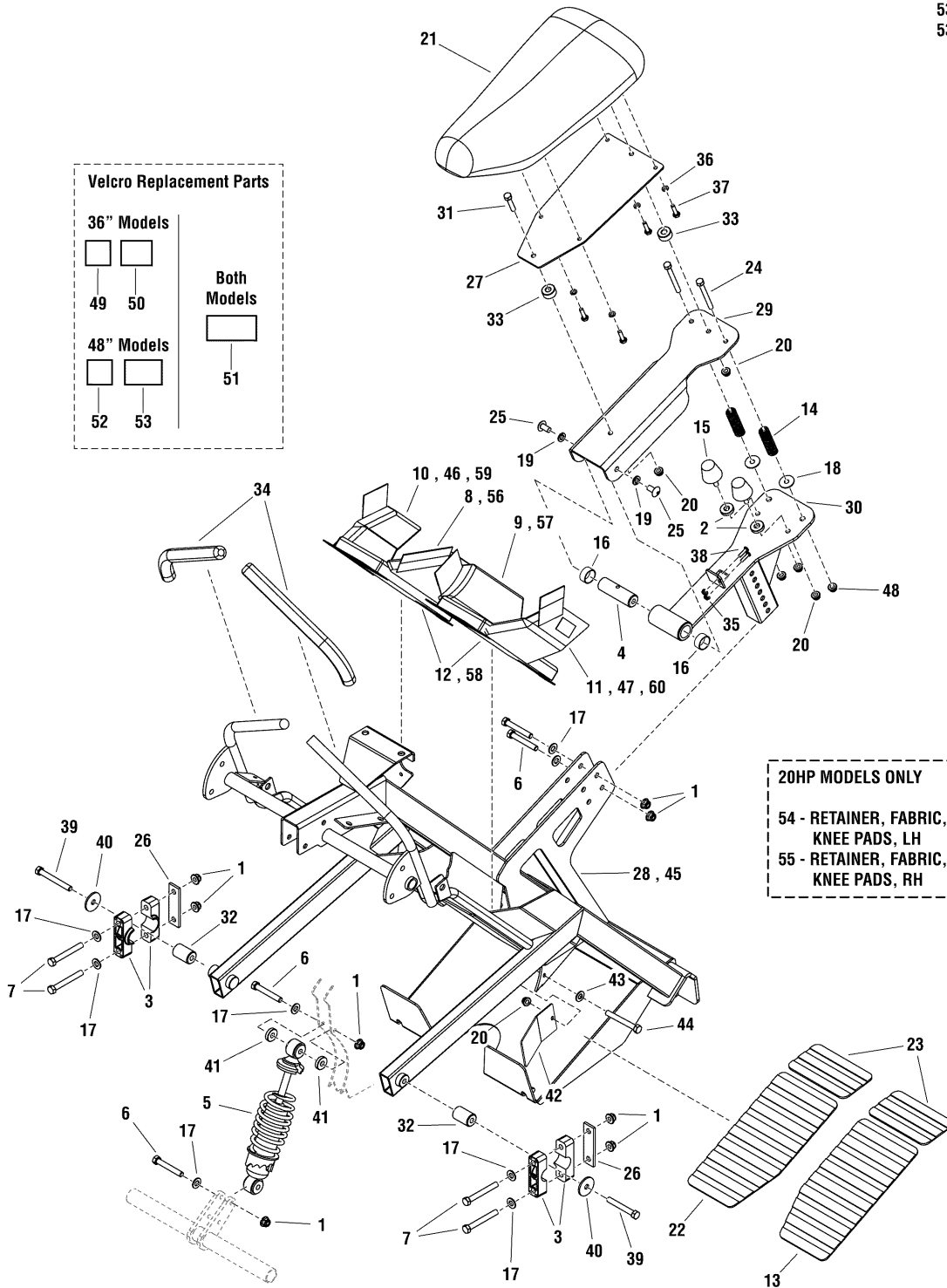
The above parts group applies to the following Mfg. Nos.:

5900778 (EVKAV1936)
 5900834 (EVKAV2048)
 5900913 (EVKAV1936CE)
 5900779 (EVKAV2748)
 5900854 (EVKAV1936CAL)

Operator Platform Group

NOTE: Unless noted otherwise, use the standard hardware torque specification chart.

5301543
5301623



The above parts group applies to the following Mfg. Nos.:

- 5900778 (EVKAV1936)
- 5900834 (EVKAV2048)
- 5900913 (EVKAV1936CE)
- 5900779 (EVKAV2748)
- 5900854 (EVKAV1936CAL)

Operator Platform Group

REF NO.	PART NO.	QTY.	DESCRIPTION
42	5404912B	2	GUARD, FOOT, EVO 36-48 - RED
43	5025155	2	WASHER, 5/16 SAE
44	5025011X8	2	BOLT, 5/16-18 X 1 GD5 YZ
45	5404176B	1	WELD, OPERATOR COMPARTMENT, 48 - RED
46	5101810	1	KNEE PAD, OUTER RH, EVOLUTION 48/52 (36" Models: All; 48" Models: S/N: 2014004709 & Below)
47	5101811	1	KNEE PAD, OUTER LH, EVOLUTION 48/52 (36" Models: All; 48" Models: S/N: 2014004709 & Below)
48	5025528	2	ACORN NUT, 5/16-18 S/S (USE LOCTITE 271 TO INSTALL)
49	5101913	4	VELCRO, 2" X 2", HOOK MATERIAL (36" MODELS ONLY)
50	5101914	6	VELCRO, 2" X 2-1/2", HOOK MATERIAL (36" MODELS ONLY)
51	5101916	2	VELCRO, 2" X 4", HOOK MATERIAL (36" Models: All; 48" Models: S/N: 2014004709 & Below)
52	5101913	4	VELCRO, 2" X 2", HOOK MATERIAL (48" Models: S/N: 2014004709 & Below)
53	5101915	6	VELCRO, 2" X 3", HOOK MATERIAL (48" Models: S/N: 2014004709 & Below)
54	5102298	1	RETAINER, FABRIC, KNEE PADS, LH (20HP MODELS ONLY)
55	5102299	1	RETAINER, FABRIC, KNEE PADS, RH (20HP MODELS ONLY)
56	5102283	1	KNEE PAD, INNER, RH, EVOLUTION 36/48 (48" Models: S/N: 2014004710 & Above)
57	5102284	1	KNEE PAD, INNER, LH, EVOLUTION 36/48 (48" Models: S/N: 2014004710 & Above)
58	5102285	2	KNEE PAD, CENTER, EVOLUTION 36/48 (48" Models: S/N: 2014004710 & Above)
59	5102286	1	KNEE PAD, OUTER, RH, EVOLUTION 36/48 (48" Models: S/N: 2014004710 & Above)
60	5102287	1	KNEE PAD, OUTER, LH, EVOLUTION 36/48 (48" Models: S/N: 2014004710 & Above)
61	5025391	6	NUT, 1/4-20 HEX NYLOCK FLANGE (48" Models: S/N: 2014004710 & Above)(Not shown. Used to secure knee pads to unit.)

Footnotes

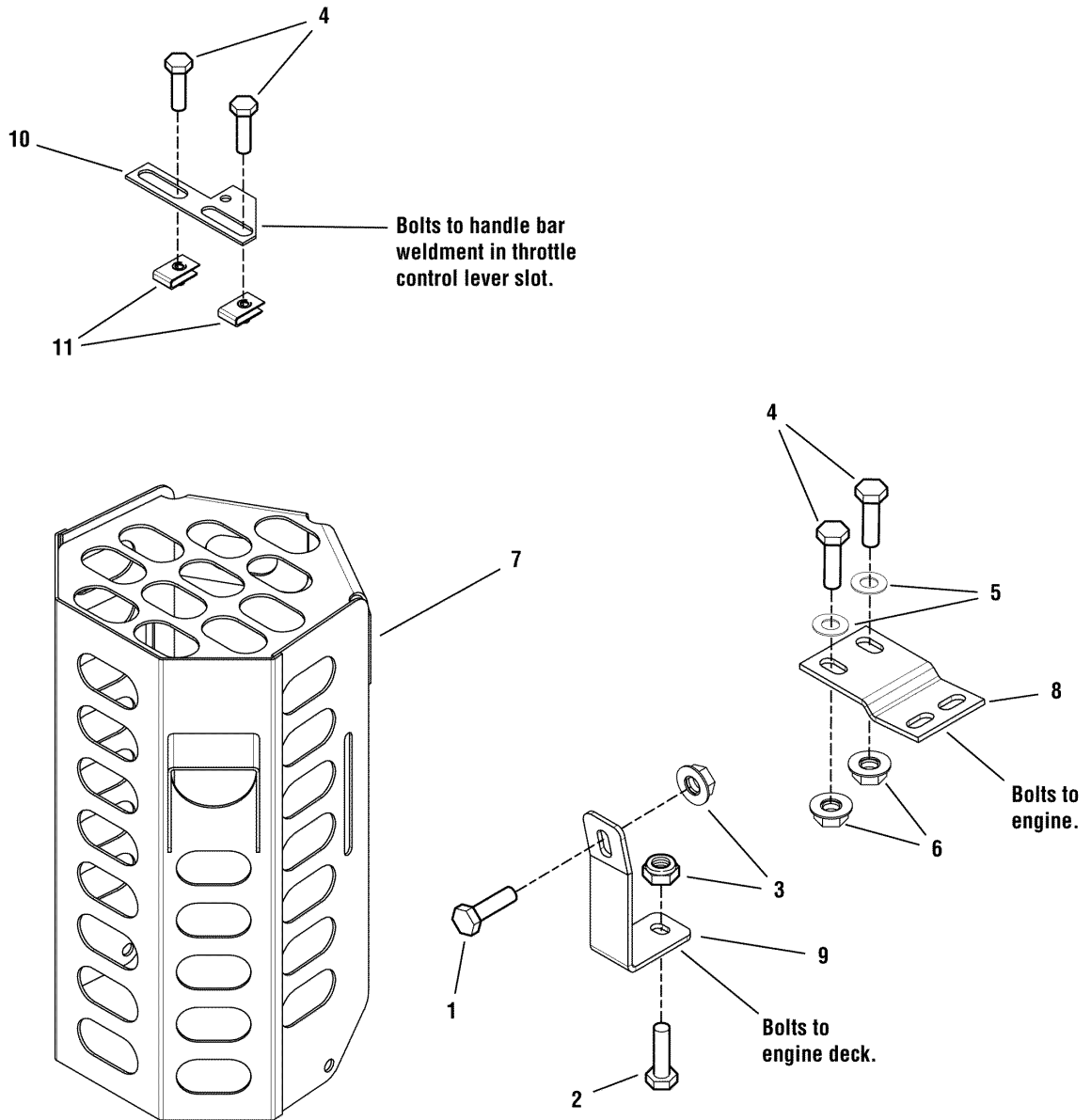
The above parts group applies to the following Mfg. Nos.:

5900778 (EVKAV1936)
 5900834 (EVKAV2048)
 5900913 (EVKAV1936CE)
 5900779 (EVKAV2748)
 5900854 (EVKAV1936CAL)

Guards & Covers Group (Export Models)

NOTE: Unless noted otherwise, use the standard hardware torque specification chart.

5300913



The above parts group applies to the following Mfg. Nos.:
5900913 (EVKAV1936CE)

Guards & Covers Group (Export Models)

REF NO.	PART NO.	QTY.	DESCRIPTION
1	5025011X6	1	BOLT, 5/16-18 X 3/4 GD5 YZ
2	5025011X8	1	BOLT, 5/16-18 X 1 GD5 YZ
3	5025392	2	NUT, 5/16-18 HEX NYLOCK FLANGE NUT
4	5025010X6	4	BOLT, 1/4-20 X 3/4 GD5 YZ
5	5025154	2	WASHER, 1/4 SAE
6	5025095	2	NUT, 1/4-20 HEX NYLON LOCK
7	5404432B	1	WELD, MUFFLER GUARD - RED
8	5404435B	1	BRACKET, GUARD MOUNT - RED
9	5406234B	1	BRACKET, GUARD MOUNT, LOWER - RED
10	5406227A	1	PLATE, THROTTLE STOP - BLK
11	5022665	2	BODY CLIP, 1/4-20 X 1/2 DEEP

Not for
Reproduction

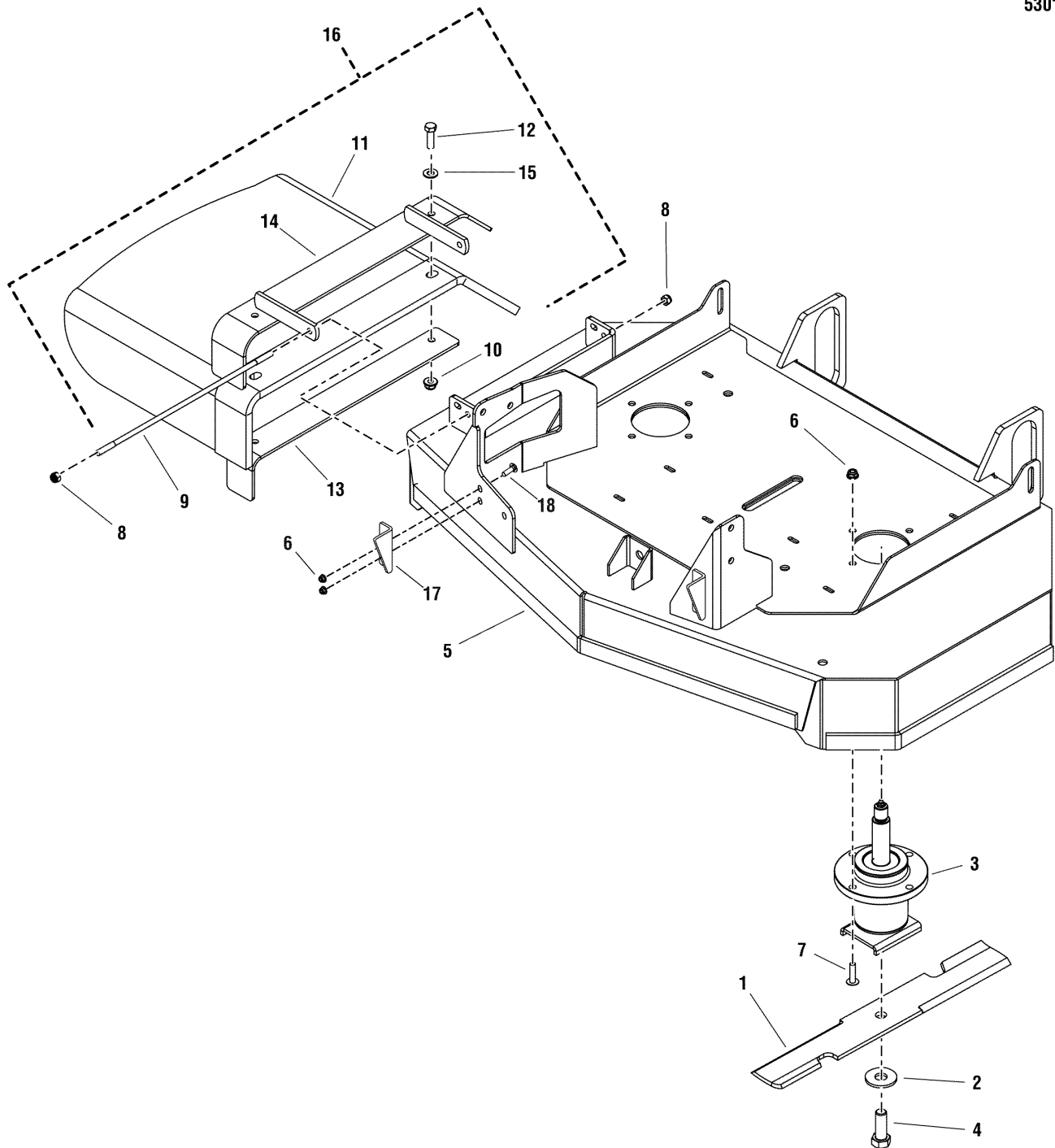
Footnotes

The above parts group applies to the following Mfg. Nos.:
5900913 (EVKAV1936CE)

36" Mower Deck - Housing, Spindles & Blades Group

NOTE: Unless noted otherwise, use the standard hardware torque specification chart.

5301547



The above parts group applies to the following Mfg. Nos.:

5900778 (EVKAV1936)

5900854 (EVKAV1936CAL)

36" Mower Deck - Housing, Spindles & Blades Group

REF NO.	PART NO.	QTY.	DESCRIPTION
1	5021227	2	BLADE, 18
2	5025159	2	WASHER, 5/8 USS
3	5061175	2	ASSM, SPINDLE, BLADE SADDLE
4	5025320X14	2	BOLT, 5/8-11 X 1-3/4 GD8
5	5600308	1	DECK SHELL W/ DECALS, 36, EVOLUTION
6	5025392	12	NUT, 5/16-18 HEX NYLOCK FLANGE
7	5023156	8	BOLT, 5/16-18 X 1 1/4 FLANGE
8	5025045	2	NUT, 5/16-24 HEX NYLON LOCK
9	5042555	1	ROD, 5/16 X 13.75, TBE
10	5025394	2	NUT, 3/8-16 HEX NYLOCK FLANGE
11	5402404	1	CHUTE, DISCHARGE, RUBBER
12	5025013X10	2	BOLT, 3/8-16 X 1-1/4 GD5
13	5402362B	1	SUPPORT, DISCHARGE CHUTE - RED
14	5402361B	1	WELD, FRAME CHUTE - RED
15	5025156	2	WASHER, 3/8 SAE
16	5600088B	1	DISCHARGE CHUTE ASSEMBLY (Includes Ref No. 10 - 15)
17	5405103B	2	PLATE, DECK STOP, EVO 48 - RED
18	5025145X8	4	BOLT, 5/16-18 X 1, CARRIAGE

Not for
Reproduction

Footnotes

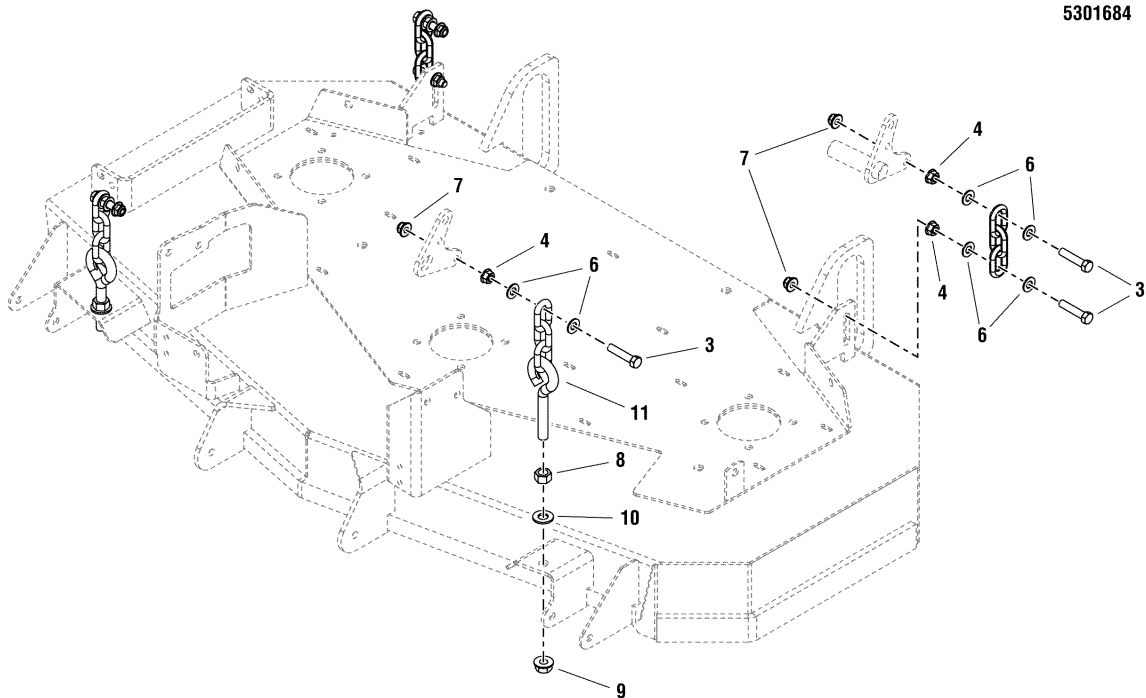
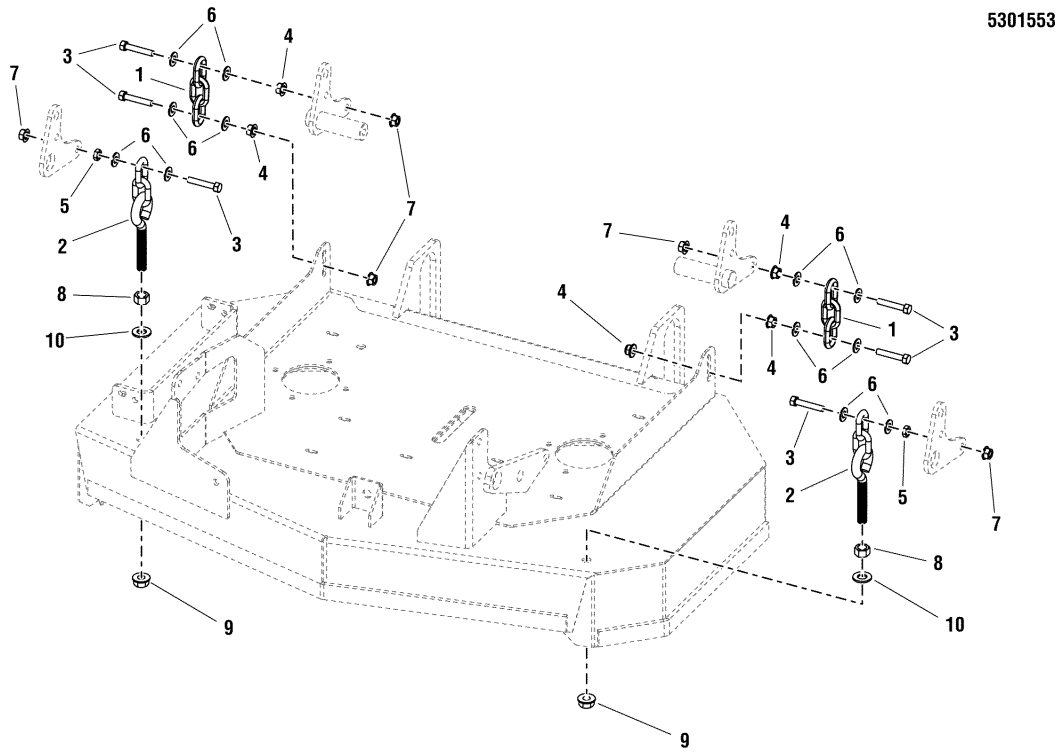
The above parts group applies to the following Mfg. Nos.:

5900778 (EVKAV1936)

5900854 (EVKAV1936CAL)

36" & 48" Mower Deck - Hanger Chains Group

NOTE: Unless noted otherwise, use the standard hardware torque specification chart.



The above parts group applies to the following Mfg. Nos.:

- 5900778 (EVKAV1936)
- 5900834 (EVKAV2048)
- 5900913 (EVKAV1936CE)
- 5900779 (EVKAV2748)
- 5900854 (EVKAV1936CAL)

36" & 48" Mower Deck - Hanger Chains Group

REF NO.	PART NO.	QTY.	DESCRIPTION
1	5050878X3	2	CHAIN, 5/16 GD30, 3 LINKS
2	5047503	2	HANGER, FRONT DECK - 2 LINK (36" MODEL ONLY)
3	5025013X14	6	BOLT, 3/8-16 X 1-3/4 GD5
4	5025128	8	NUT, 3/8-16 HEX SERRATED FLANGE
5	5025084	2	NUT, 3/8-16 HEX JAM (36" MODEL ONLY)
6	5025156	12	WASHER, 3/8 SAE
7	5025394	4	NUT, 3/8-16 HEX NYLOCK FLANGE
8	5025038	2	NUT, 1/2-13 HEX
9	5025396	2	NUT, 1/2-13 HEX NYLOCK FLANGE
10	5025158	2	WASHER, 1/2 SAE
11	5025439	2	HANGER, FRONT DECK - 3 LINK (48" MODEL ONLY)

Not for
Reproduction

Footnotes

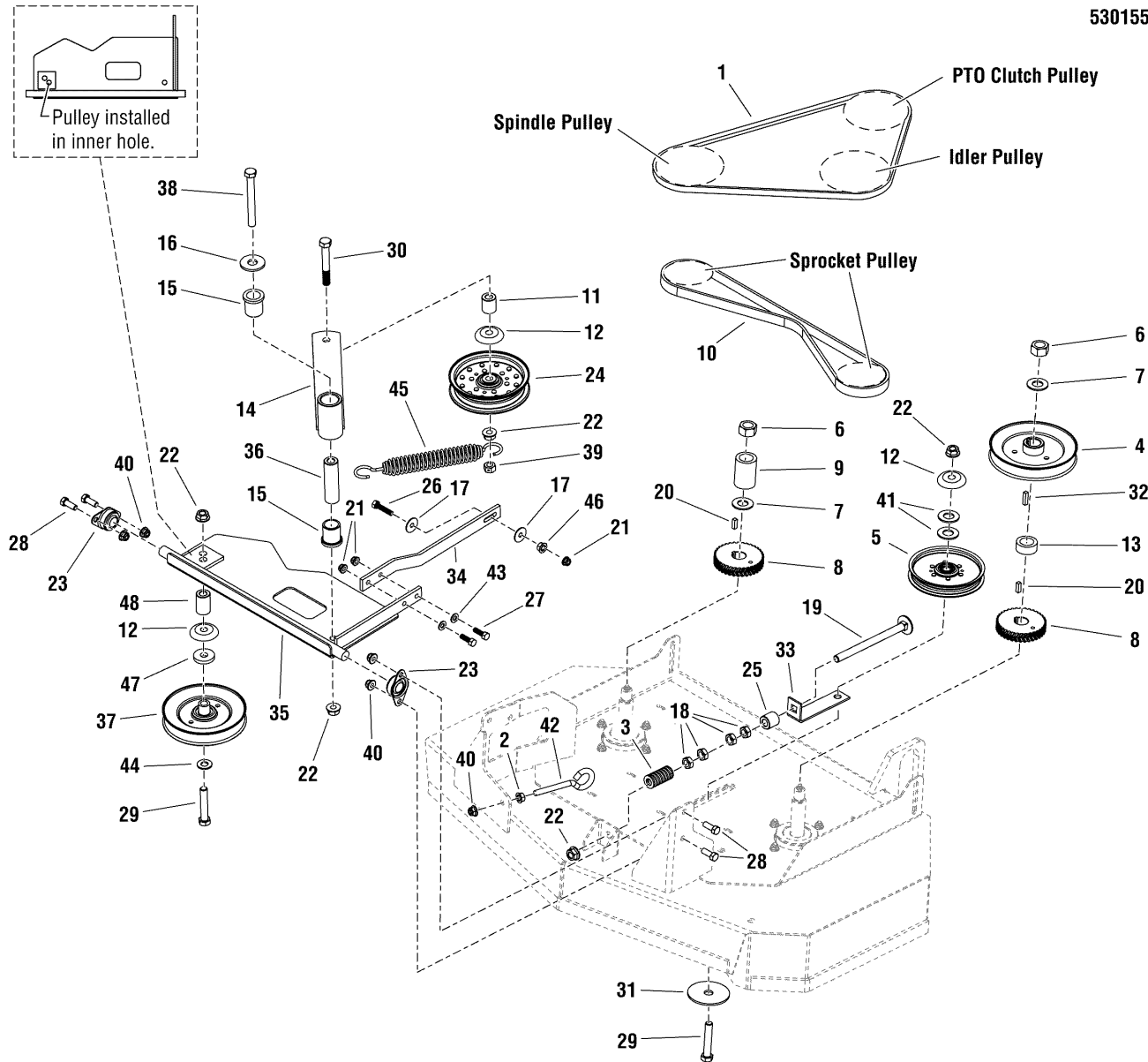
The above parts group applies to the following Mfg. Nos.:

5900778 (EVKAV1936)
5900834 (EVKAV2048)
5900913 (EVKAV1936CE)
5900779 (EVKAV2748)
5900854 (EVKAV1936CAL)

36" Mower Deck - Belts, Pulleys & Idler Arm Group

NOTE: Unless noted otherwise, use the standard hardware torque specification chart.

5301556



The above parts group applies to the following Mfg. Nos.:

- 5900778 (EVKAV1936)
- 5900913 (EVKAV1936CE)
- 5900854 (EVKAV1936CAL)

36" Mower Deck - Belts, Pulleys & Idler Arm Group

REF NO.	PART NO.	QTY.	DESCRIPTION
1	5021063	1	BELT, BP-SEC, 91.12EL, ARAMID, WRPD
2	5025128	1	NUT, 3/8-16 HEX SERRATED FLANGE
3	5022788	1	SPRING, COMPRESSION 2 MEDIUM
4	5102335	1	PULLEY-6.33 OD. X .98 BORE X 1.53 HEIGHT
5	5023264	1	PULLEY-IDLER, 5.00OD, .385ID, 1.50W STL
6	5025405	2	NUT, 3/4-16 HEX
7	5025406	2	WASHER, 3/4 BELLEVILLE
8	5048977	2	SPROCKET, GOODYEAR EAGLE PD
9	5049218	1	SPACER, 1.00 X 1.57 X 2.19
10	5049238	1	BELT, SPROCKET DRIVE
11	5061781	1	SPACER, .52 X 1.00 X 1.15
12	5101103	3	SHIELD, PULLEY BEARING
13	5101657	1	SPACER, 1.00 ID X 1.50 OD X .63 LG. YZ.
14	5405003B	1	WELD, IDLER ARM - RED
15	5021541	2	BUSHING, FLANGE
16	5025159	1	WASHER, 5/8 USS
17	5025164	2	WASHER, 5/16 FENDER
18	5025301	4	NUT, 1/2-13 HEX JAM
19	5025334	1	BOLT, 1/2-13 X 7, CARRIAGE
20	5025389	2	KEY, 1/4 SQ. X 3/4
21	5025392	3	NUT, 5/16-18 HEX NYLOCK FLANGE
22	5025396	5	NUT, 1/2-13 HEX NYLOCK FLANGE
23	5100561	2	BEARING, BRONZE FLANGE, 3/4"
24	5101794	1	PULLEY, IDLER, 5" OD, 1"FACE, 5.75 FL
25	5101822	1	SPACER, .515 X 1.00 X 1.00, YZ
26	5025011X12	1	BOLT, 5/16-18 X 1-1/2 GD5 YZ
27	5025011X8	2	BOLT, 5/16-18 X 1 GD5 YZ
28	5025013X8	4	BOLT, 3/8-16 X 1 GD5 YZ
29	5025017X22	2	BOLT, 1/2-13 X 2-3/4 GD5
30	5025017X28	1	BOLT, 1/2-13 X 3-1/2 GD5
31	5043652	1	WASHER, .64 X 3.00 X .14, YZ
32	5050407X10	1	KEY, 1/4 SQ. X 1.25
33	5404210B	1	PLATE, BRACKET, IDLER - RED
34	5406191B	1	BAR, IDLER PLATE SUPPORT - RED
35	5404767B	1	WELD, IDLER MOUNT PLATE - RED
36	5045022	1	SPACER, .52 X 1.00 X 3.50
37	5101996	1	PULLEY, 6" DEEP GROOVE, COMPENSATOR
38	5025017X36	1	BOLT, 1/2-13 X 4-1/2 GD5
39	5025332	1	NUT, 1/2-13 HEX SIDE LOCK
40	5025394	5	NUT, 3/8-16 HEX NYLOCK FLANGE
41	5025158	2	WASHER, 1/2 SAE

Footnotes

The above parts group applies to the following Mfg. Nos.:

5900778 (EVKAV1936)

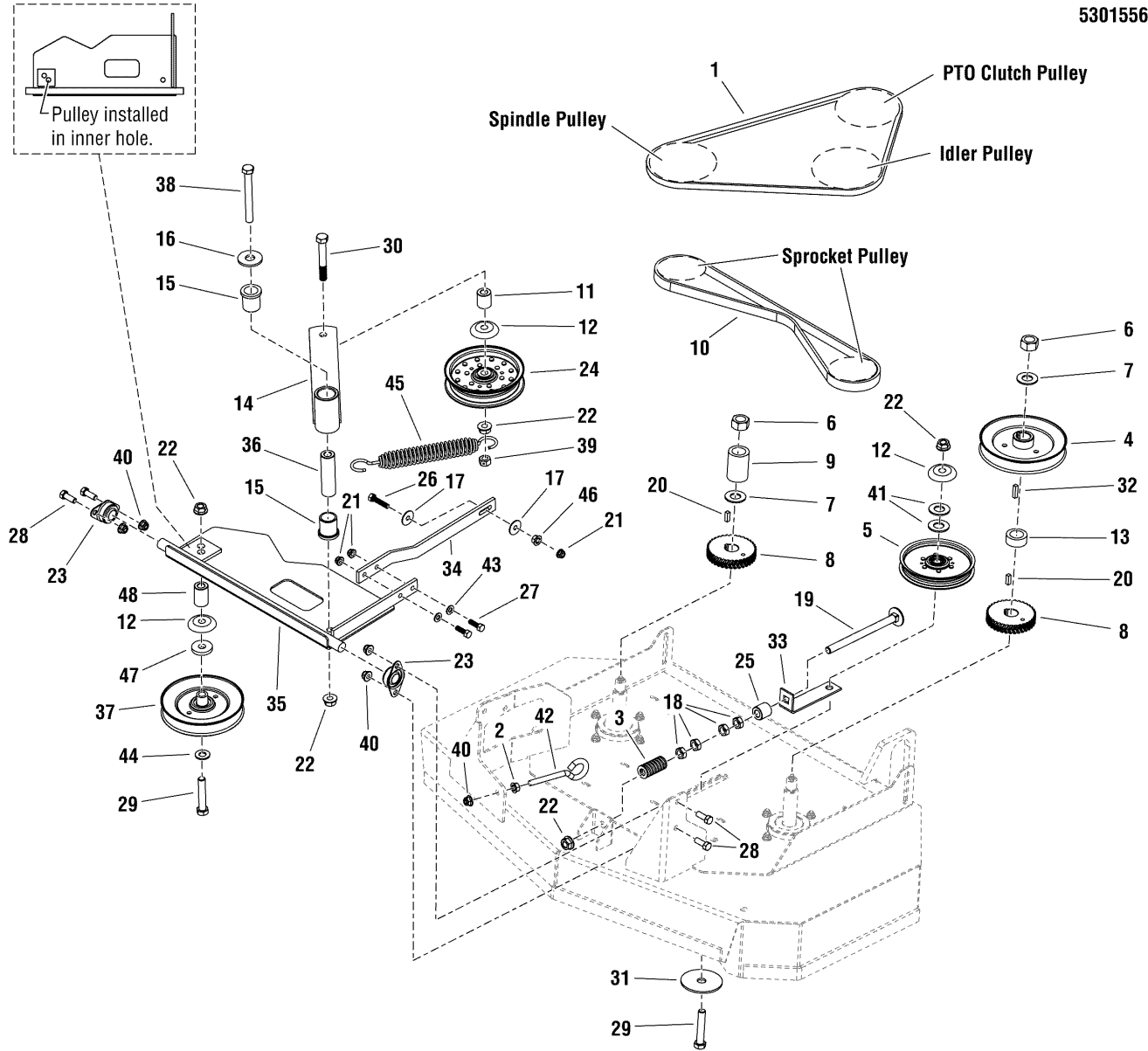
5900913 (EVKAV1936CE)

5900854 (EVKAV1936CAL)

36" Mower Deck - Belts, Pulleys & Idler Arm Group

NOTE: Unless noted otherwise, use the standard hardware torque specification chart.

5301556



The above parts group applies to the following Mfg. Nos.:

- 5900778 (EVKAV1936)
- 5900913 (EVKAV1936CE)
- 5900854 (EVKAV1936CAL)

36" Mower Deck - Belts, Pulleys & Idler Arm Group

REF NO.	PART NO.	QTY.	DESCRIPTION
42	5025429	1	EYEBOLT, 3/8-16 X 4, 2-1/8 OF THREAD
43	5025155	2	WASHER, 5/16 SAE
44	5025158	1	WASHER, 1/2 SAE
45	5100633	1	SPRING, EXTENSION, SWIVEL, SHORT HOOK
46	5025127	1	NUT, 5/16-18 HEX SERRATED FLANGE (SMALL)
47	5100520	1	SPACER, .515 X 1.00 X .218
48	5045178	1	SPACER, .52 X 1.00 X .75

Not for
Reproduction

Footnotes

The above parts group applies to the following Mfg. Nos.:

5900778 (EVKAV1936)
5900913 (EVKAV1936CE)
5900854 (EVKAV1936CAL)

48" Mower Deck - Housing, Spindles & Blades Group

REF NO.	PART NO.	QTY.	DESCRIPTION
1	5025394	2	NUT, 3/8-16 HEX NYLOCK FLANGE
2	5020843	3	BLADE, 16.25
3	5022308	5	BODY CLIP, 5/16-18-7GA MATERIAL
4	5023156	12	BOLT, 5/16-18 X 1 1/4 FLANGE
5	5025045	2	NUT, 5/16-24 HEX NYLON LOCK
6	5025155	7	WASHER, 5/16 SAE
7	5025156	2	WASHER, 3/8 SAE
8	5025159	3	WASHER, 5/8 USS
9	5025392	20	NUT, 5/16-18 HEX NYLOCK FLANGE
10	5025411	1	BOLT, 5/16-18 X 3/4 FLANGE
11	5042555	1	ROD, 5/16 X 13.75, TBE
12	5061095	3	ASSM, SPINDLE, LOW PROFILE
13	5100842	1	CHUTE, DISCHARGE, RUBBER, 44/48/52
14	5025011X6	6	BOLT, 5/16-18 X 3/4 GD5
15	5025013X10	2	BOLT, 3/8-16 X 1-1/4 GD5
16	5025145X6	1	BOLT, 5/16-18 X 3/4, CARRIAGE
17	5025145X8	5	BOLT, 5/16-18 X 1, CARRIAGE
18	5025320X14	3	BOLT, 5/8-11 X 1-3/4 GD8
19	5405014B	1	GUARD, DECK, RH - RED
20	5050407X8	3	KEY, 1/4 SQ. X 1.00
21	5401271B	1	WELD, DISCHARGE BAFFLE, 48" - RED
22	5402361B	1	WELD, FRAME CHUTE, 44/48/52 - RED
23	5402362B	1	SUPPORT, DISCHARGE CHUTE, 44/48/52 - RED
24	5600310	1	DECK SHELL W/ DECALS, 48", EVOLUTION
25	5404987B	1	GUARD, LH PULLEY, EVO 48 - RED
26	5025011X6	1	BOLT, 5/16-18 X 3/4 GD5
27	5405103B	2	PLATE, DECK STOP, EVO 48 - RED
28	5600088	1	KIT, 48" DISCHARGE CHUTE, EVOLUTION (INCLUDES REF NO. 1, 7, 13, 15, 22 & 23)

Footnotes

The above parts group applies to the following Mfg. Nos.:

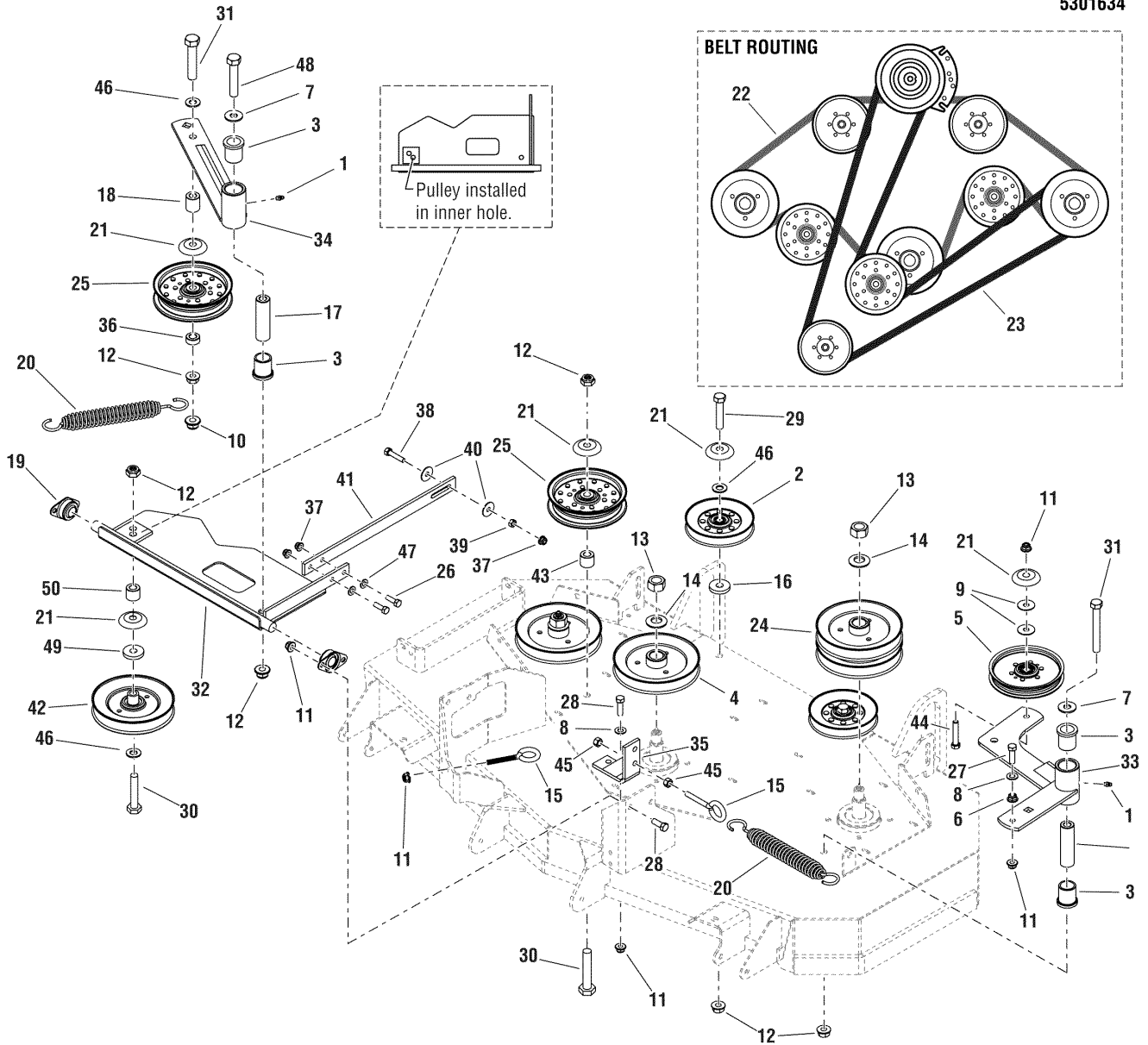
5900834 (EVKAV2048)

5900779 (EVKAV2748)

48" Mower Deck - Belts, Pulleys & Idler Arms

NOTE: Unless noted otherwise, use the standard hardware torque specification chart.

5301634



The above parts group applies to the following Mfg. Nos.:

5900834 (EVKAV2048)

5900779 (EVKAV2748)

48" Mower Deck - Belts, Pulleys & Idler Arms

REF NO.	PART NO.	QTY.	DESCRIPTION
1	5020095	2	GREASE FITTING, 1/4-28 STRAIGHT
2	5021097	2	PULLEY-IDLER-V, 4.85OB, .506ID, .94W,STL
3	5021541	4	BUSHING, FLANGE
4	5023175	2	PULLEY, 5.72., 48 DECK
5	5101193	1	PULLEY-IDLER, 5.00OD, .385ID, .75W, STL
6	5025128	1	NUT, 3/8-16 HEX SERRATED FLANGE
7	5025150	2	WASHER, 1/2 USS
8	5025156	2	WASHER, 3/8 SAE
9	5101964	1	WASHER, .390 X 1.38 X .109, YZ
10	5025332	1	NUT, 1/2-13 HEX SIDE LOCK
11	5025394	8	NUT, 3/8-16 HEX NYLOCK FLANGE
12	5025396	7	NUT, 1/2-13 HEX NYLOCK FLANGE
13	5025405	3	NUT, 3/4-16 HEX
14	5025406	3	WASHER, 3/4 BELLEVILLE
15	5025429	2	EYE BOLT, 3/8-16 X 4, 2 1/8 OF THREAD
16	5044913	2	WASHER, .53 X 1.50 X .25
17	5045022	2	SPACER, .52 X 1.00 X 3.50
18	5061781	1	SPACER, .52 X 1.00 X 1.15
19	5100561	2	BEARING, BRONZE FLANGE, 3/4"
20	5100633	2	SPRING, EXTENSION, SWIVEL, SHORT HOOK
21	5101103	6	SHIELD, PULLEY BEARING
22	5101121	1	BELT, BP-SEC, 94.10EL, LG ARAMID, WRPD
23	5101692	1	BELT, BP-SEC, 108.2EL, ARAMID, WRPD
24	5101793	1	PULLEY, DOUBLE, 5.54" OVER
25	5101794	2	PULLEY, IDLER, 5" OD, 1"FACE, 5.75 FL
26	5025011X8	2	BOLT, 5/16-18 X 1 GD5 YZ
27	5025013X10	1	BOLT, 3/8-16 X 1-1/4 GD5
28	5025013X8	5	BOLT, 3/8-16 X 1 GD5 YZ
29	5025017X20	2	BOLT, 1/2-13 X 2-1/2 GD5
30	5025017X22	2	BOLT, 1/2-13 X 2-3/4 GD5
31	5025017X32	2	BOLT, 1/2-13 X 4 GD5 YZ
32	5404767B	1	WELD, IDLER MOUNT PLATE - RED
33	5600319	1	ASSM, IDLER ARM, EVO 48 (5404925B)
34	5600318	1	ASSM, IDLER ARM, EVO 36 (5405003B)
35	5403902B	1	WELD, ANCHOR EYEBOLT - RED
36	5045023	1	SPACER, .52 X 1.00 X .44
37	5025392	3	NUT, 5/16-18 HEX NYLOCK FLANGE
38	5025011X12	1	BOLT, 5/16-18 X 1-1/2 GD5 YZ
39	5025032	1	NUT, 5/16-18 HEX
40	5025164	2	WASHER, 5/16 FENDER
41	5404939	1	BAR, 1/4 X 1.00 X 15.5

Footnotes

The above parts group applies to the following Mfg. Nos.:

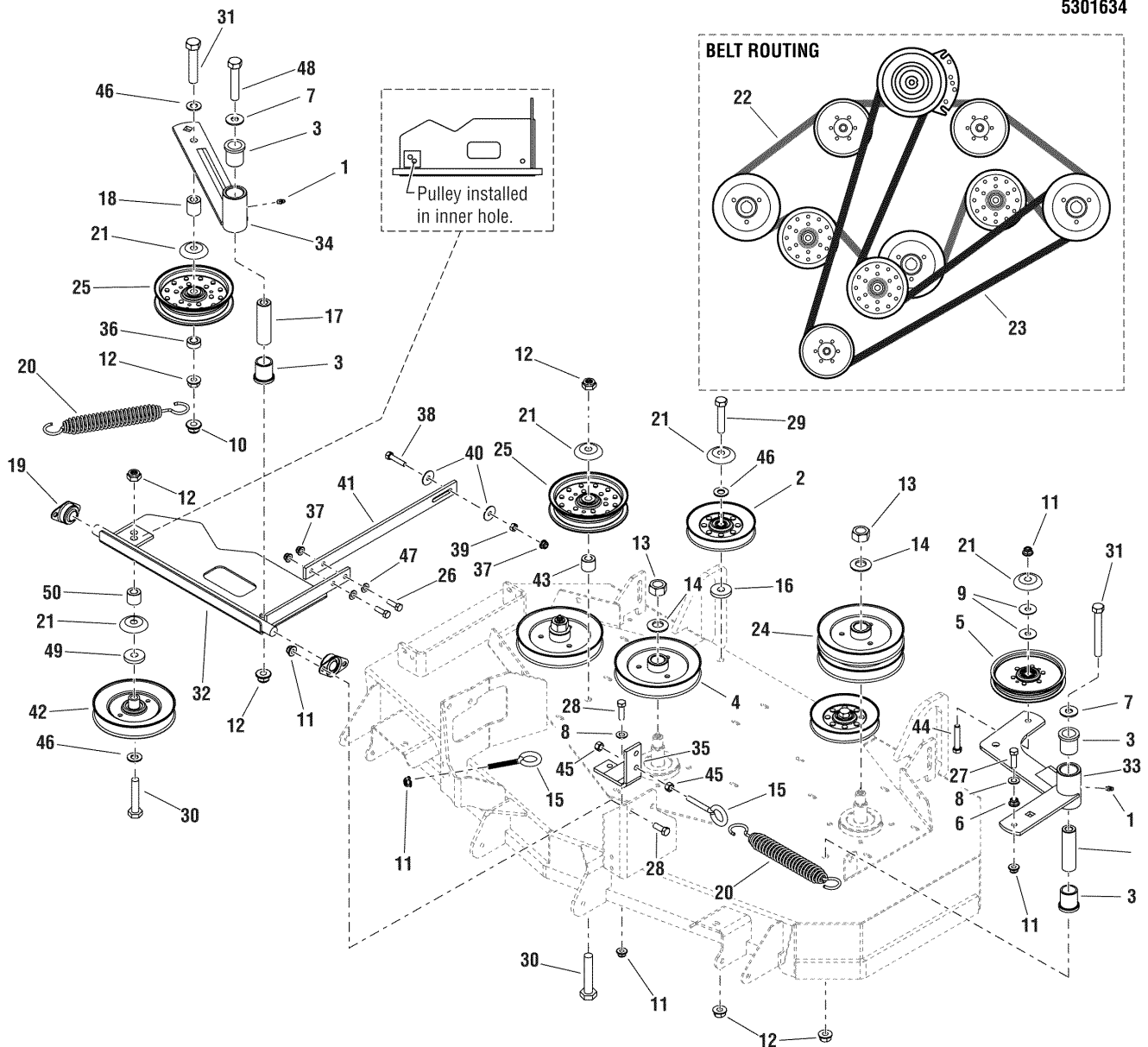
5900834 (EVKAV2048)

5900779 (EVKAV2748)

48" Mower Deck - Belts, Pulleys & Idler Arms

NOTE: Unless noted otherwise, use the standard hardware torque specification chart.

5301634



The above parts group applies to the following Mfg. Nos.:

5900834 (EVKAV2048)

5900779 (EVKAV2748)

48" Mower Deck - Belts, Pulleys & Idler Arms

REF NO.	PART NO.	QTY.	DESCRIPTION
42	5101996	1	PULLEY, 6" DEEP GROOVE, COMPENSATOR
43	5044673	1	SPACER, .52 X 1.00 X .88
44	5025013X16	1	BOLT, 3/8-16 X 2 GD5 YZ
45	5025034	2	NUT, 3/8-16 HEX
46	5025158	4	WASHER, 1/2 SAE
47	5025155	2	WASHER, 5/16 SAE
48	5025017X44	1	BOLT, 1/2-13 X 5-1/2 GD5 YZ
49	5100520	1	SPACER, .515 X 1.00 X .218
50	5045178	1	SPACER, .52 X 1.00 X .75

Not for
Reproduction

Footnotes

The above parts group applies to the following Mfg. Nos.:

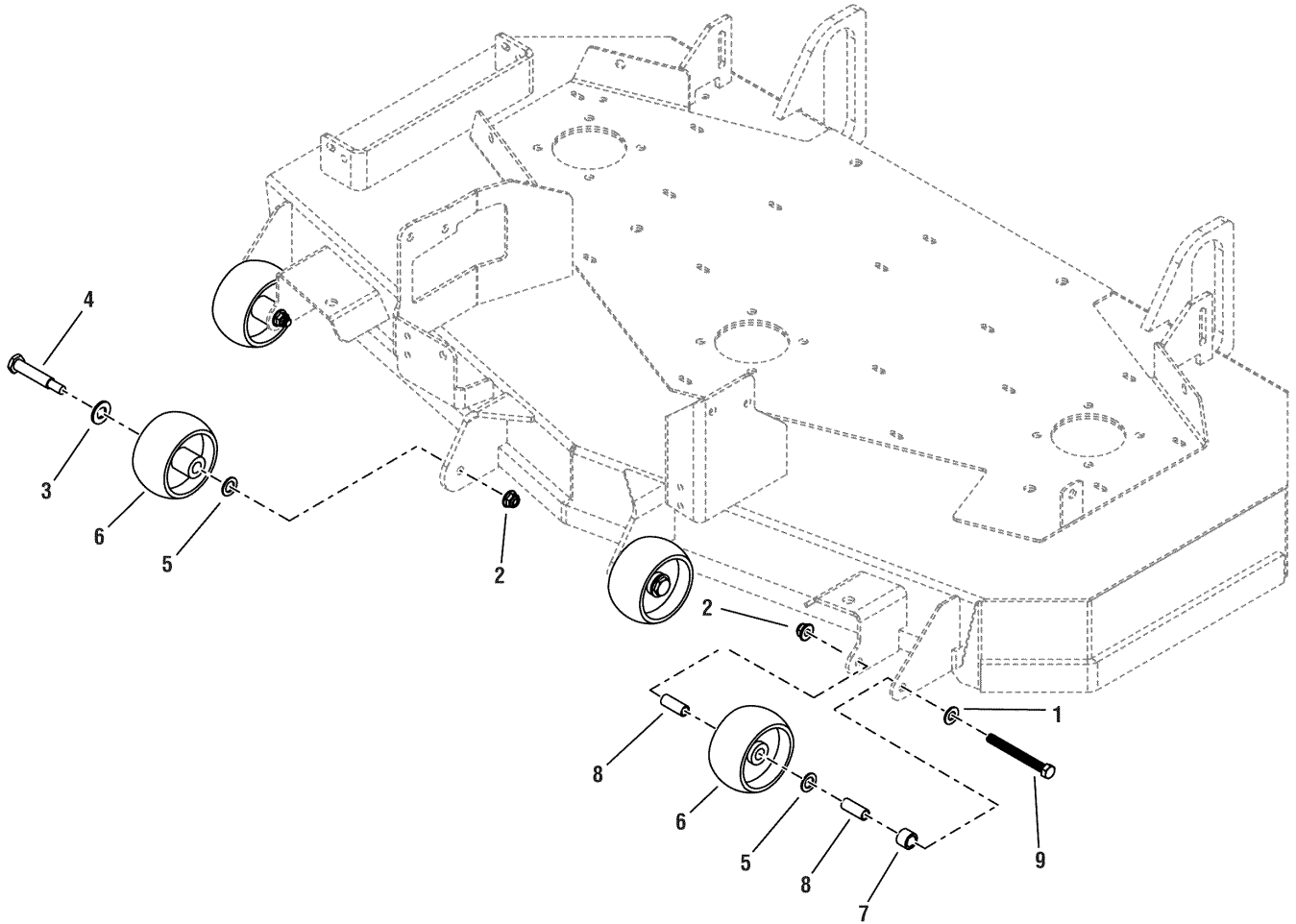
5900834 (EVKAV2048)

5900779 (EVKAV2748)

48" Mower Deck - Rollers Group

NOTE: Unless noted otherwise, use the standard hardware torque specification chart.

5301640



The above parts group applies to the following Mfg. Nos.:

5900834 (EVKAV2048)

5900779 (EVKAV2748)

48" Mower Deck - Rollers Group

REF NO.	PART NO.	QTY.	DESCRIPTION
1	5025156	2	WASHER, 3/8 SAE
2	5025394	4	NUT, 3/8-16 HEX NYLOCK FLANGE
3	5025158	2	WASHER, 1/2 SAE
4	2108765	2	BOLT-WHEEL 3/8-16X2.781 .750 THRD YELLOW
5	1960027	4	WASHER-0500(0.51IDX0.87ODX.06THK) BLK
6	1714760	4	WHEEL- 2.00 WIDE 3.88 DIA 0.531ID POLY
7	5047027	2	SPACER, .51 X .75 X .56
8	5041931	4	SPACER, .38 X .50 X 1.25
9	5025013X28	2	BOLT, 3/8-16 X 3-1/2 GD5 YZ

Not for
Reproduction

Footnotes

The above parts group applies to the following Mfg. Nos.:

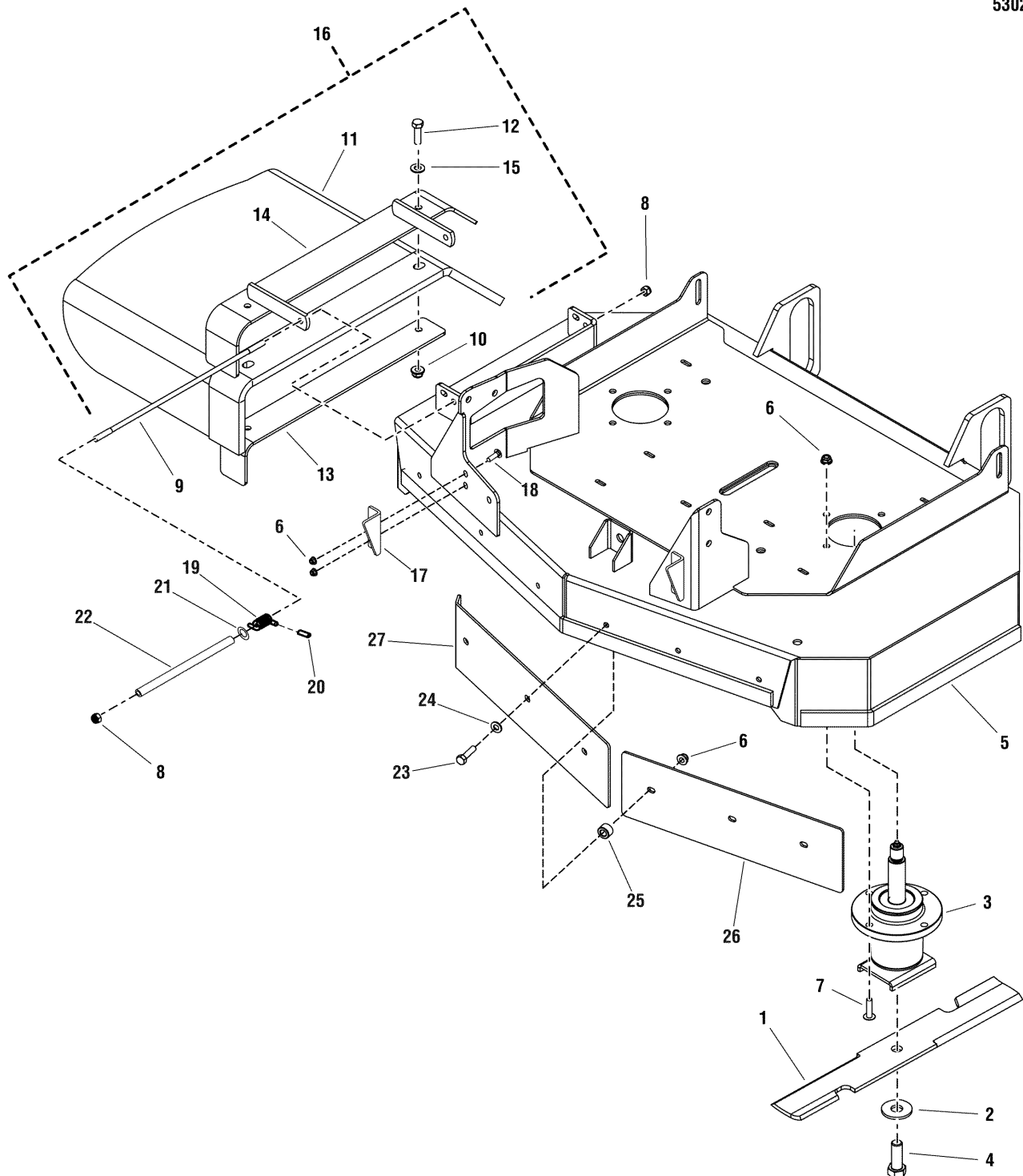
5900834 (EVKAV2048)

5900779 (EVKAV2748)

36" Mower Deck - Housing, Spindles & Blades (Export Model)

NOTE: Unless noted otherwise, use the standard hardware torque specification chart.

5302031



The above parts group applies to the following Mfg. Nos.:
5900913 (EVKAV1936CE)

36" Mower Deck - Housing, Spindles & Blades (Export Model)

REF NO.	PART NO.	QTY.	DESCRIPTION
1	5021227S	2	BLADE, 18", SET OF THREE
2	5025159	2	WASHER, 5/8 USS
3	5061175	2	ASSM, SPINDLE, BLADE SADDLE
4	5025320X14	2	BOLT, 5/8-11 X 1-3/4 GD8
5	5600404	1	DECK SHELL W/ DECALS, EVOLUTION, 36 - RED
6	5025392	18	NUT, 5/16-18 HEX NYLOCK FLANGE
7	5023156	8	BOLT, 5/16-18 X 1 1/4 FLANGE
8	5025045	2	NUT, 5/16-24 HEX NYLON LOCK
9	5042555	1	ROD, 5/16 X 13.75, TBE
10	5025394	2	NUT, 3/8-16 HEX NYLOCK FLANGE
11	5100842	1	CHUTE, DISCHARGE, RUBBER
12	5025013X10	2	BOLT, 3/8-16 X 1-1/4 GD5
13	5402362B	1	SUPPORT, DISCHARGE CHUTE - RED
14	5402361B	1	WELD, FRAME CHUTE - RED
15	5025156	2	WASHER, 3/8 SAE
16	5600088	1	DISCHARGE CHUTE ASSEMBLY (Includes Ref No. 10 - 15)
17	5405103B	2	PLATE, DECK STOP, EVO 48 - RED
18	5025145X8	4	BOLT, 5/16-18 X 1, CARRIAGE
19	5023385	1	SPRING, TORSION
20	5023489	1	CAP, PROTECTOR, .120 ID
21	5025164	1	WASHER, 5/16 FENDER
22	5050086X8P25	1	TUBE, 1/2 X 3/8 BLACK POLY, 8.25 LONG
23	5025011X10	6	BOLT, 5/16-18 X 1-1/4 GD5 YZ
24	5025155	6	WASHER, 5/16 SAE
25	5047408	6	SPACER, .39 X .75 X .50
26	5406221B	1	PLATE, BLOCKOFF BAFFLE, LH, 36 - RED
27	5406222B	1	PLATE, BLOCKOFF BAFFLE, RH, 36 - RED

Footnotes

The above parts group applies to the following Mfg. Nos.:

5900913 (EVKAV1936CE)

Electrical Group - 36" Models

NOTE: Unless noted otherwise, use the standard hardware torque specification chart.

5301550

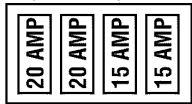
Items not illustrated

7 - Clamp, 5/16 Double, Wire & Tube

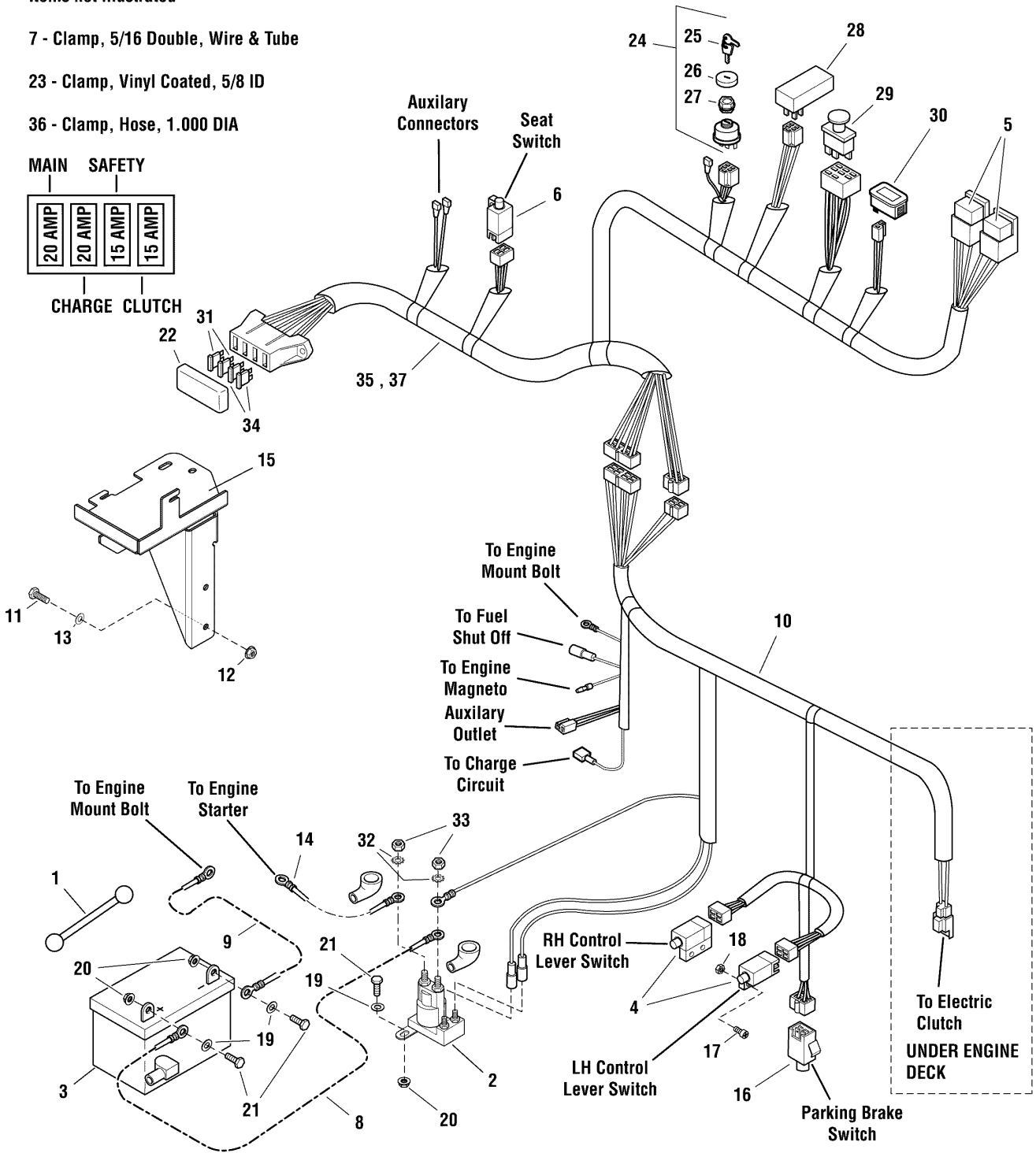
23 - Clamp, Vinyl Coated, 5/8 ID

36 - Clamp, Hose, 1.000 DIA

MAIN SAFETY



CHARGE CLUTCH



The above parts group applies to the following Mfg. Nos.:

- 5900778 (EVKAV1936)
- 5900913 (EVKAV1936CE)
- 5900854 (EVKAV1936CAL)

Electrical Group - 36" Models

REF NO.	PART NO.	QTY.	DESCRIPTION
1	1722009	1	STRAP-BLACK RUBB
2	1724815	1	SOLENOID-4 POLE 12 VOLT DC (TROMBETTA)
3	-	1	BATTERY, WET (BCIU1, 340 CCA)
4	5021451	2	SWITCH, PLUNGER, N.O.
5	5021766	2	RELAY, 12V, 40A
6	5022438	1	SWITCH, PLUNGER, NO/NO BOLT-ON
7	5025430	1	CLAMP, 5/16, DOUBLE, WIRE & TUBE
8	5047136	1	BATTERY CABLE, POSITIVE, 15
9	5021406	1	BATTERY CABLE, NEGATIVE, 14"
10	5404944	1	WIRE HARNESS, MAIN, EVO 36
11	5025013X12	2	BOLT, 3/8-16 X 1-1/2 GD5 YZ
12	5025394	2	NUT, 3/8-16 HEX NYLOCK FLANGE
13	5025156	2	WASHER, 3/8 SAE
14	5023488	1	BATTERY CABLE, POSITIVE, 22
15	5404619B	1	WELD, BATTERY MOUNT - RED
16	5022182	1	SWITCH, PLUNGER, NO/NC SNAP-IN
17	5025179X4	4	SCREW- #10-24 X 1/2 ROUND PHILLIPS
18	5025271	4	NUT, #10-24 HEX NYLON LOCK
19	5025154	8	WASHER, 1/4 SAE
20	5025391	2	NUT, 1/4-20 HEX NYLOCK FLANGE
21	5025010X6	8	BOLT, 1/4-20 X 3/4 GD5 YZ
22	5022805	1	COVER, VINYL FUSEBLOCK (Not illustrated.)
23	5101932	4	CLAMP, VINYL COATED, 5/8 ID (Not illustrated.)
24	5020927	1	SWITCH, IGNITION, COMPLETE (Includes Ref Nos 25 - 27)
25	5022789	1	KEY, IGNITION, MOLDED SET (SV)
26	5022790	1	COVER (SV)
27	5022791	1	PLASTIC NUT (SV)
28	5023310	1	MODULE, TIME DELAY
29	5022180	1	SWITCH, BLADE ENGAGEMENT
30	5100996	1	HOUR METER, W/ SUPPRESSOR
31	5021603	2	FUSE, ATO, 20 AMP
32	5023217	2	WASHER, LIGHT LOCK, 5/16
33	5023216	2	NUT, HEX JAM, 5/16-24
34	5101935	2	FUSE, ATO-15 (15 AMP)
35	5404946	1	WIRE HARNESS, OPERATOR COMPARTMENT, EVO
36	5023173	1	CLAMP, HOSE, 1.000 DIA
37	5406232	1	WIRE HARNESS, ALL CONDITION SHUT DOWN

Footnotes

The above parts group applies to the following Mfg. Nos.:

5900778 (EVKAV1936)

5900913 (EVKAV1936CE)

5900854 (EVKAV1936CAL)

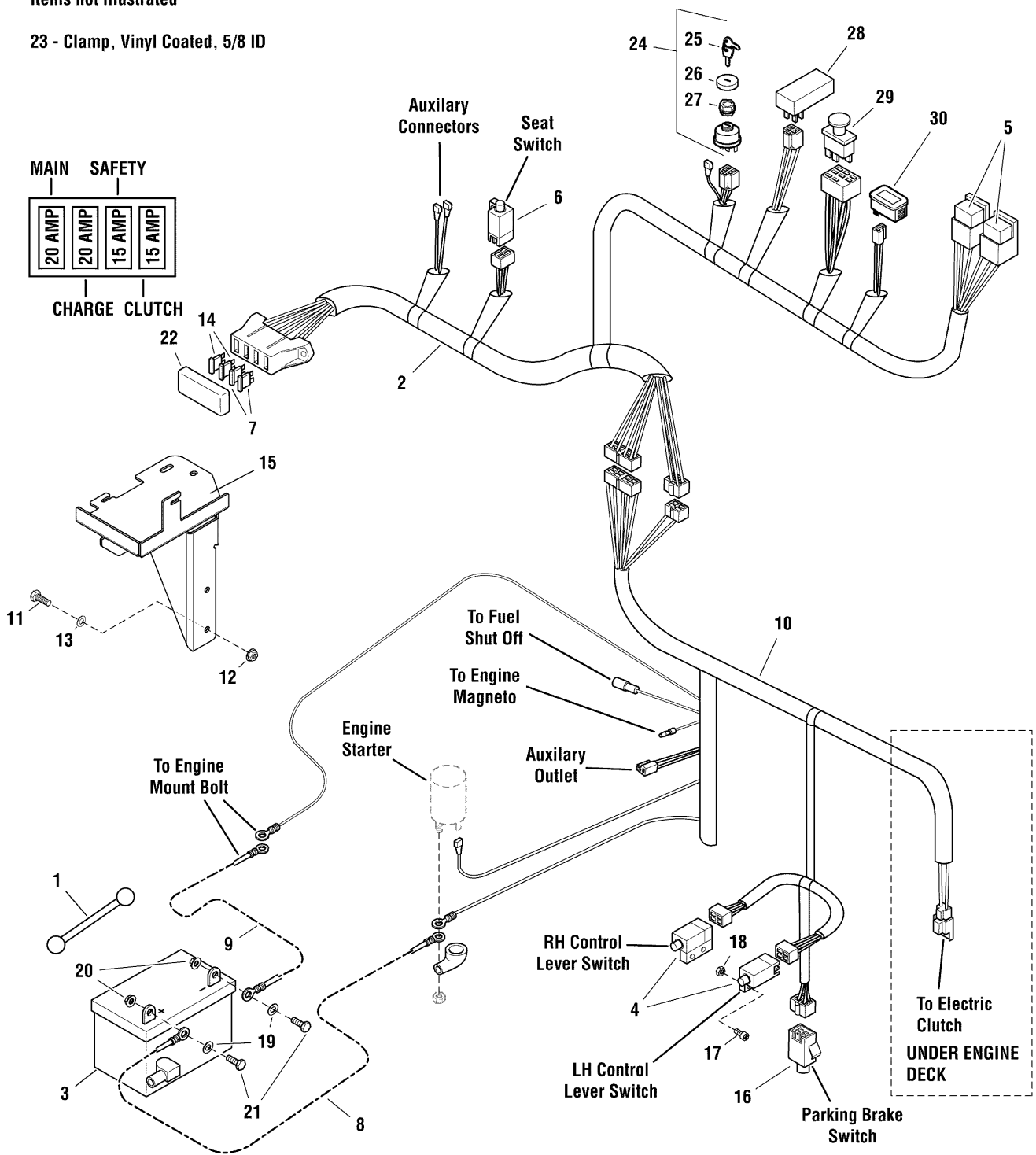
Electrical Group

NOTE: Unless noted otherwise, use the standard hardware torque specification chart.

5301630

Items not illustrated

23 - Clamp, Vinyl Coated, 5/8 ID



The above parts group applies to the following Mfg. Nos.:

5900834 (EVKAV2048)

5900779 (EVKAV2748)

Electrical Group

REF NO.	PART NO.	QTY.	DESCRIPTION
1	1722009	1	STRAP-BLACK RUBB
2	5404946	1	WIRE HARNESS, OPERATOR COMPARTMENT, EVO
3	-	1	BATTERY, WET (BCIU1, 340 CCA)
4	5021451	2	SWITCH, PLUNGER, N.O.
5	5021766	2	RELAY, 12V, 40A
6	5022438	1	SWITCH, PLUNGER, NO/NO BOLT-ON
7	5101935	2	FUSE, ATO-15 (15 AMP)
8	5047136	1	BATTERY CABLE, POSITIVE, 8
9	5021406	1	BATTERY CABLE, NEGATIVE, 14"
10	5405008	1	WIRE HARNESS, MAIN, EVO 48 (48" MODELS)
11	5025013X8	2	BOLT, 3/8-16 X 1 GD5 YZ
12	5025394	2	NUT, 3/8-16 HEX NYLOCK FLANGE
13	5025156	2	WASHER, 3/8 SAE
14	5021603	2	FUSE, ATO, 20 AMP
15	5404864B	1	WELD, BATTERY MOUNT - RED (48" MODELS)
16	5022182	1	SWITCH, PLUNGER, NO/NC SNAP-IN
17	5025179X4	4	SCREW- #10-24 X 1/2 ROUND PHILLIPS
18	5025271	4	NUT, #10-24 HEX NYLON LOCK
19	5025154	8	WASHER, 1/4 SAE
20	5025391	2	NUT, 1/4-20 HEX NYLOCK FLANGE
21	5025010X6	2	BOLT, 1/4-20 X 3/4 GD5 YZ
22	5022805	1	COVER, VINYL FUSEBLOCK (Not illustrated.)
23	5101932	3	CLAMP, VINYL COATED, 5/8 ID (Not illustrated.)
24	5020927	1	SWITCH, IGNITION, COMPLETE (Includes Ref Nos 25 - 27)
25	5022789	1	KEY, IGNITION, MOLDED SET (SV)
26	5022790	1	COVER (SV)
27	5022791	1	PLASTIC NUT (SV)
28	5023310	1	MODULE, TIME DELAY
29	5022180	1	SWITCH, BLADE ENGAGEMENT
30	5100996	1	HOUR METER, W/ SUPPRESSOR

Footnotes

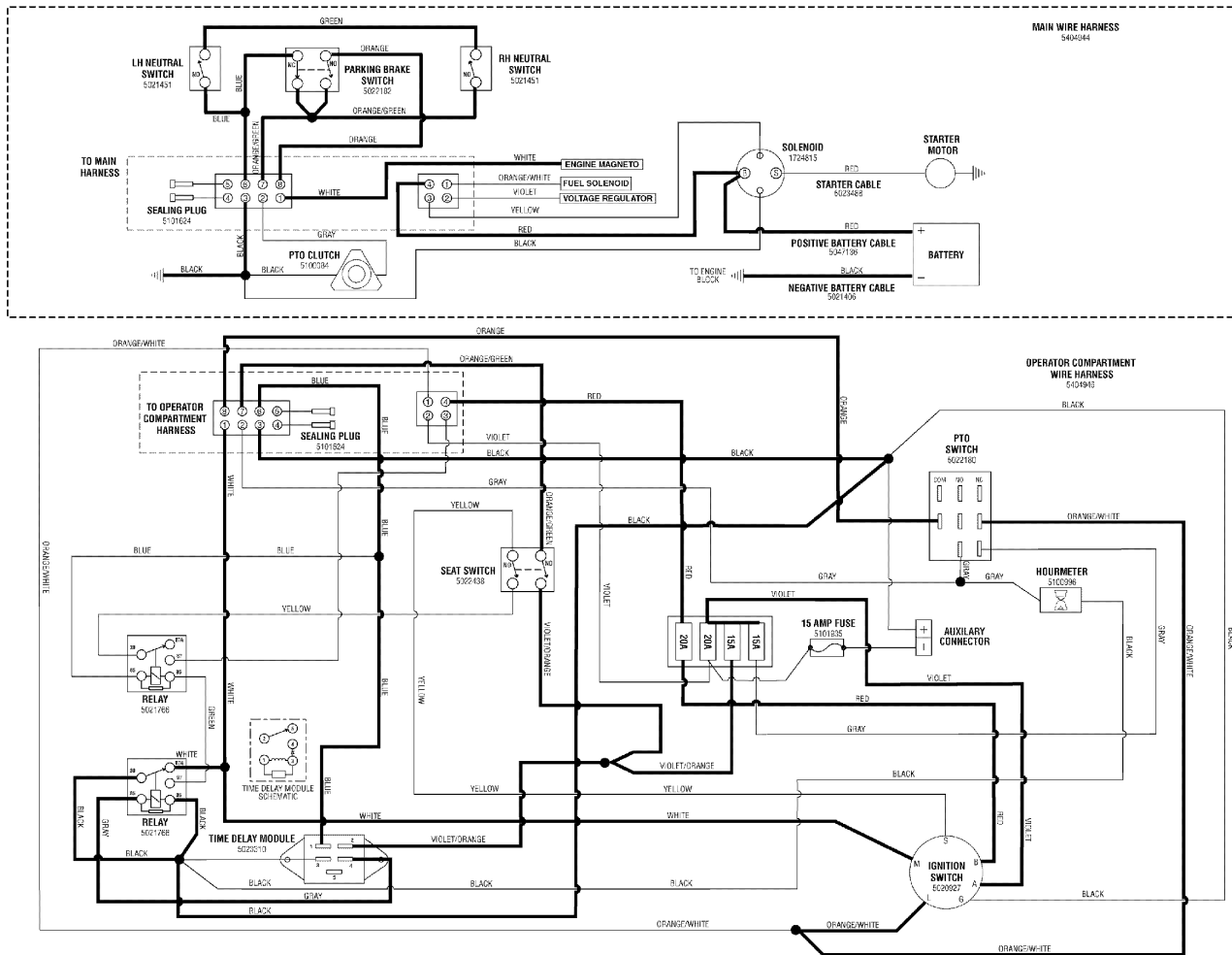
The above parts group applies to the following Mfg. Nos.:

5900834 (EVKAV2048)

5900779 (EVKAV2748)

Electrical Schematic - 19HP Model - Ignition Grounding Circuit/Operator Presence

5404944 I



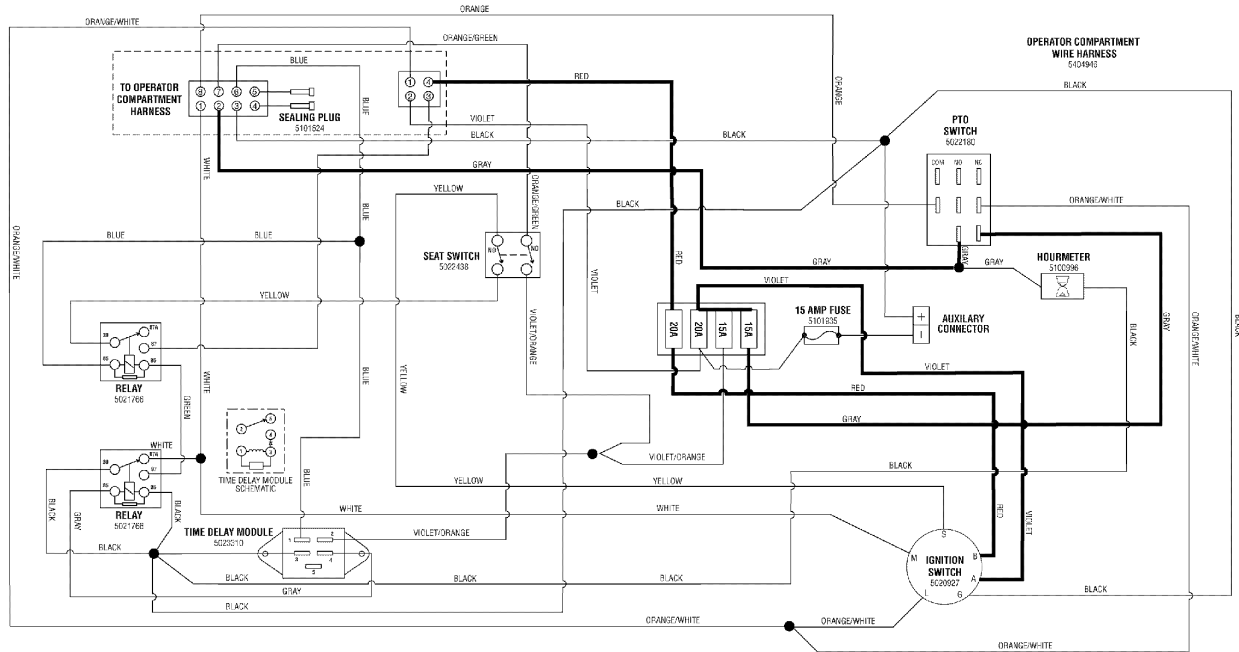
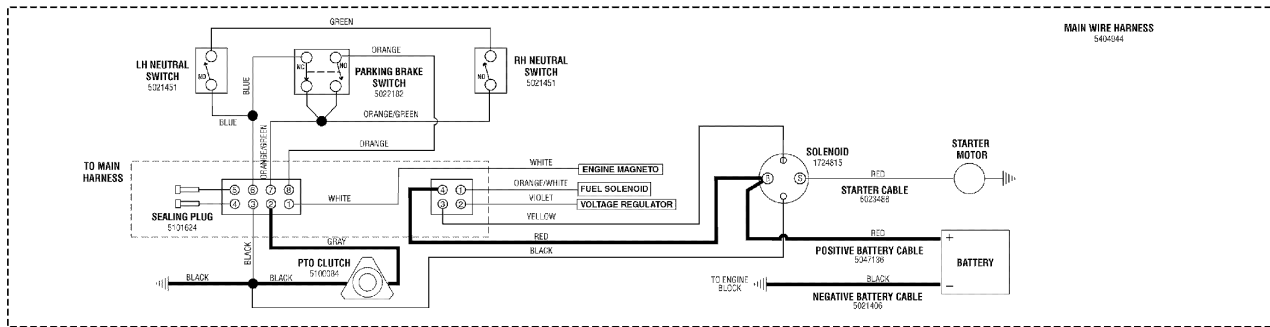
The above parts group applies to the following Mfg. Nos.:

5900778 (EVKAV1936)

5900854 (EVKAV1936CAL)

Electrical Schematic - 19HP Model - PTO Clutch Circuit

5404944P

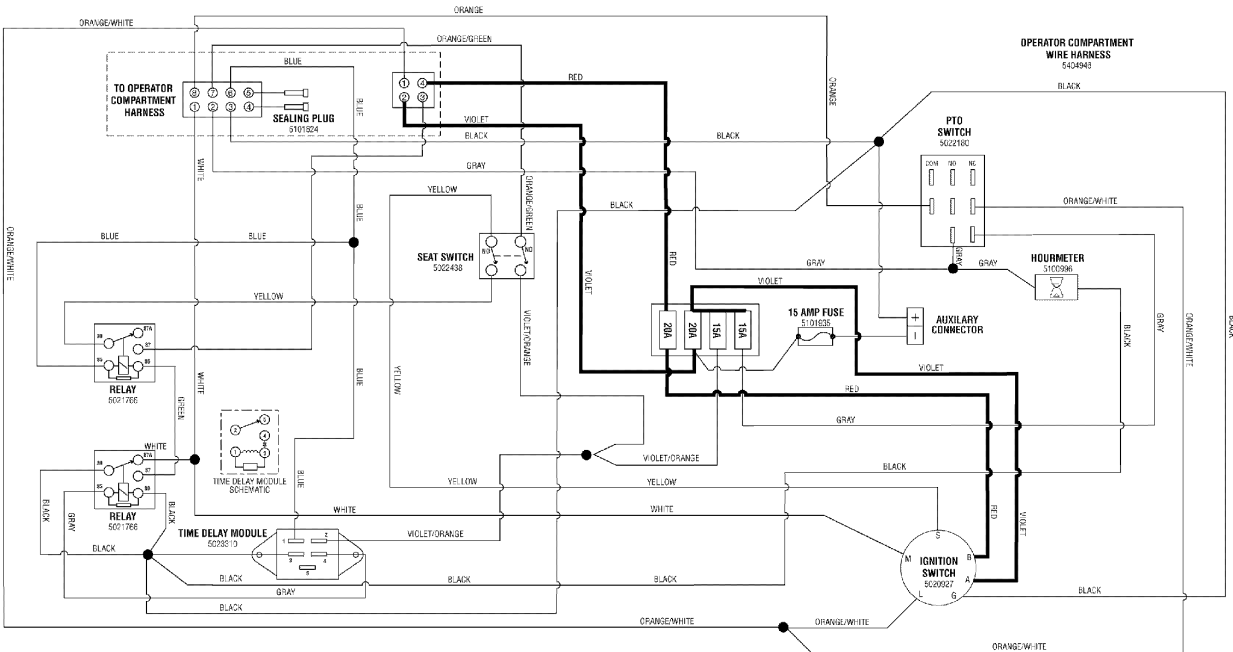
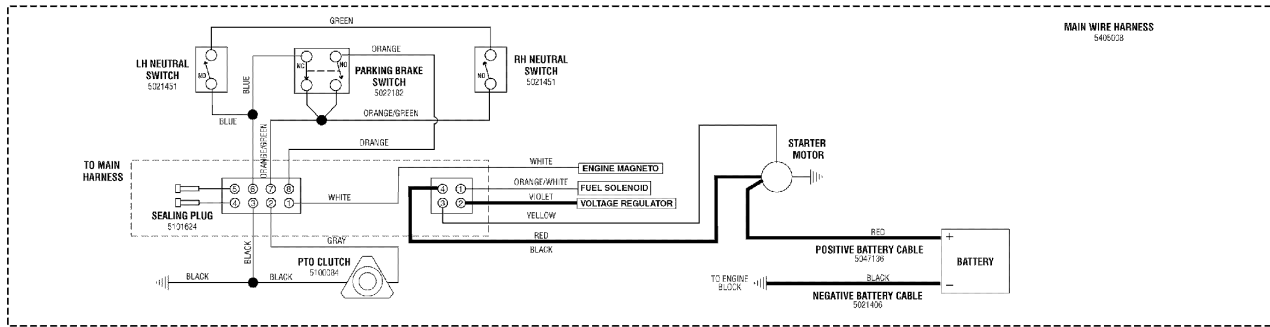


The above parts group applies to the following Mfg. Nos.:

- 5900778 (EVKAV1936)
- 5900854 (EVKAV1936CAL)

Electrical Schematic - 20, 22, 26 & 27HP Model - Charging Circuit

5405008C



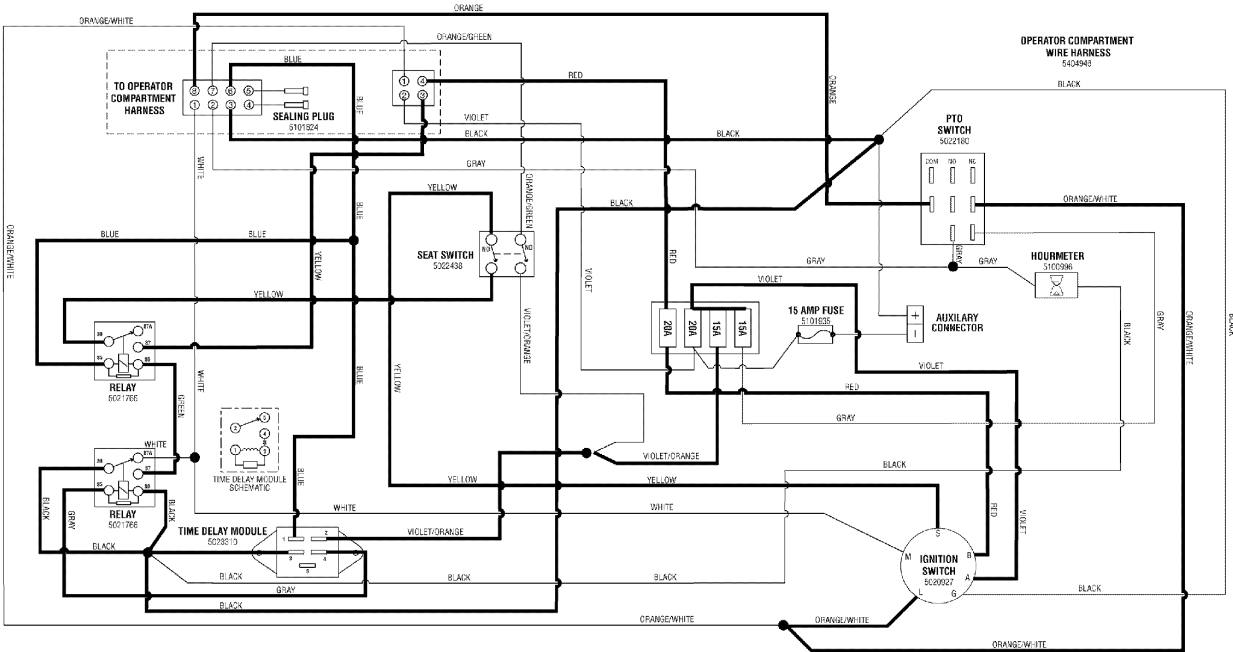
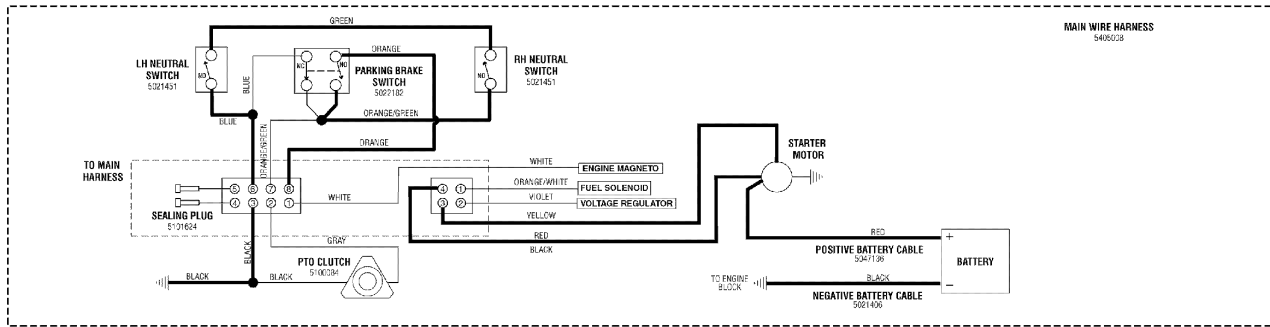
The above parts group applies to the following Mfg. Nos.:

5900834 (EVKAV2048)

5900779 (EVKAV2748)

Electrical Schematic - 20, 22, 26 & 27HP Model - Cranking Circuit

5405008R



The above parts group applies to the following Mfg. Nos.:

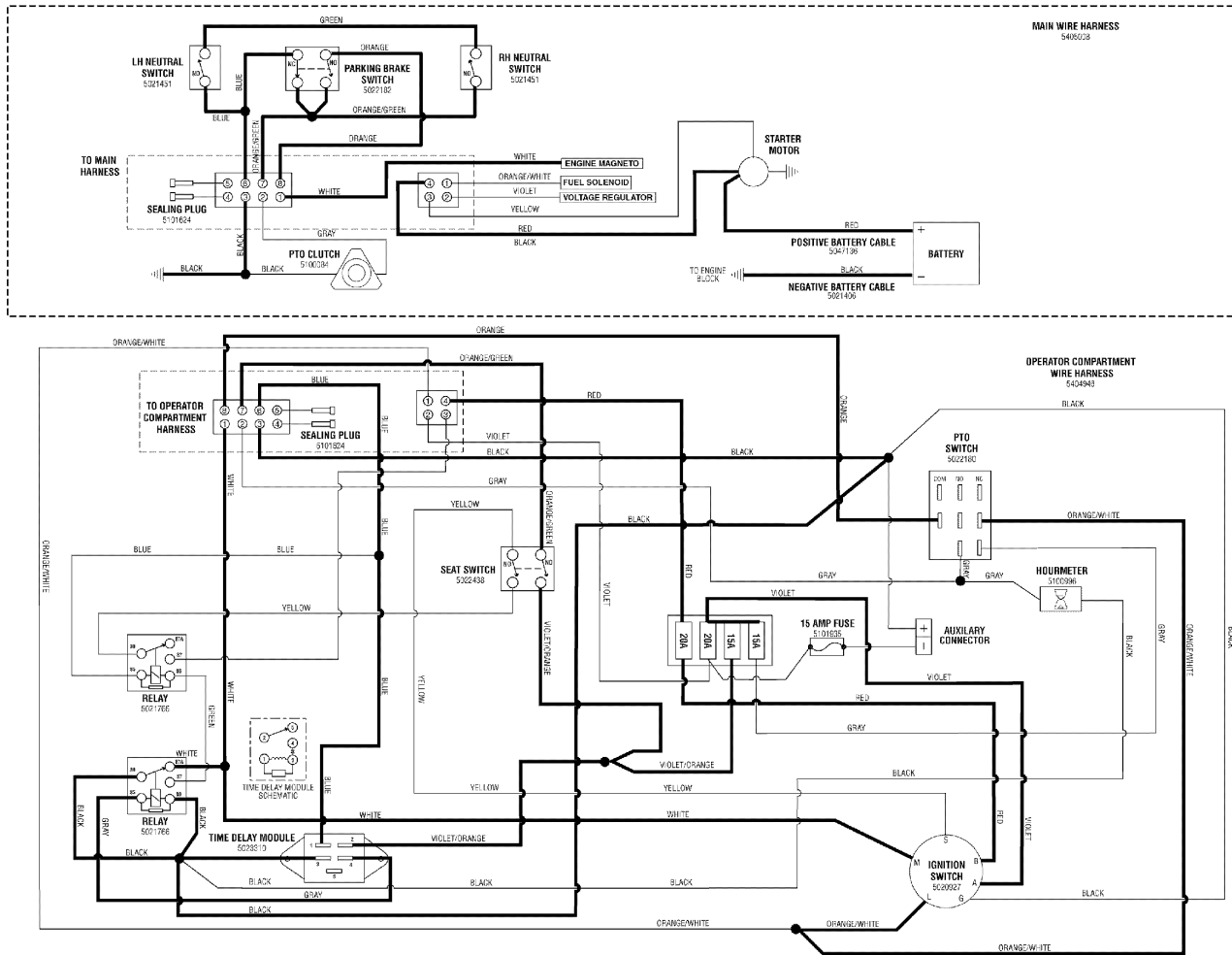
5900834 (EVKAV2048)

5900779 (EVKAV2748)

Electrical Schematic - 20, 22, 26 & 27HP Model - Ignition Grounding Circuit/Operator Presence

54050081

Presence



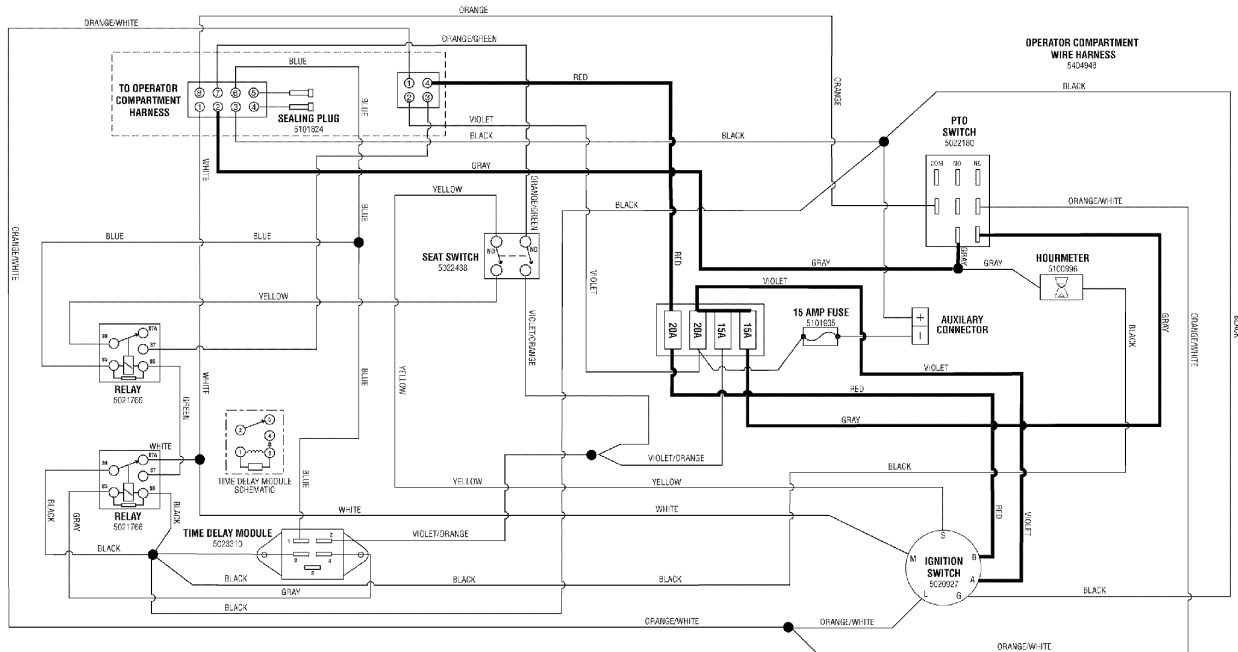
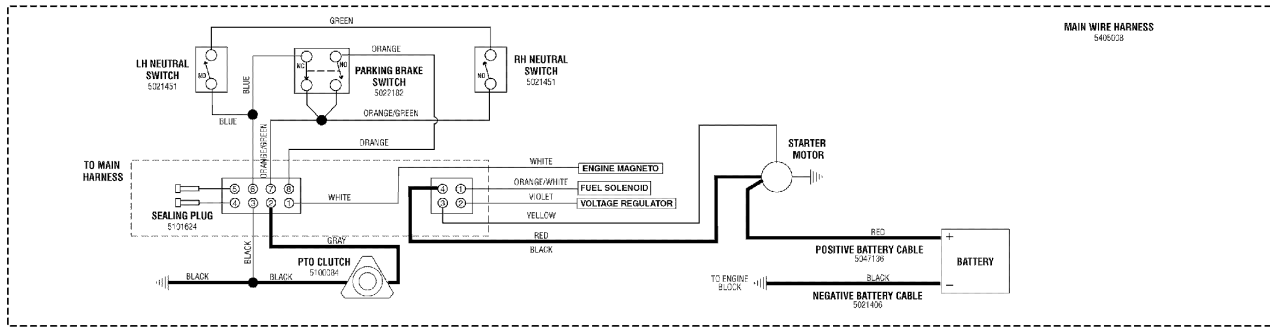
The above parts group applies to the following Mfg. Nos.:

5900834 (EVKAV2048)

5900779 (EVKAV2748)

Electrical Schematic - 20, 22, 26 & 27HP Model - PTO Clutch Circuit

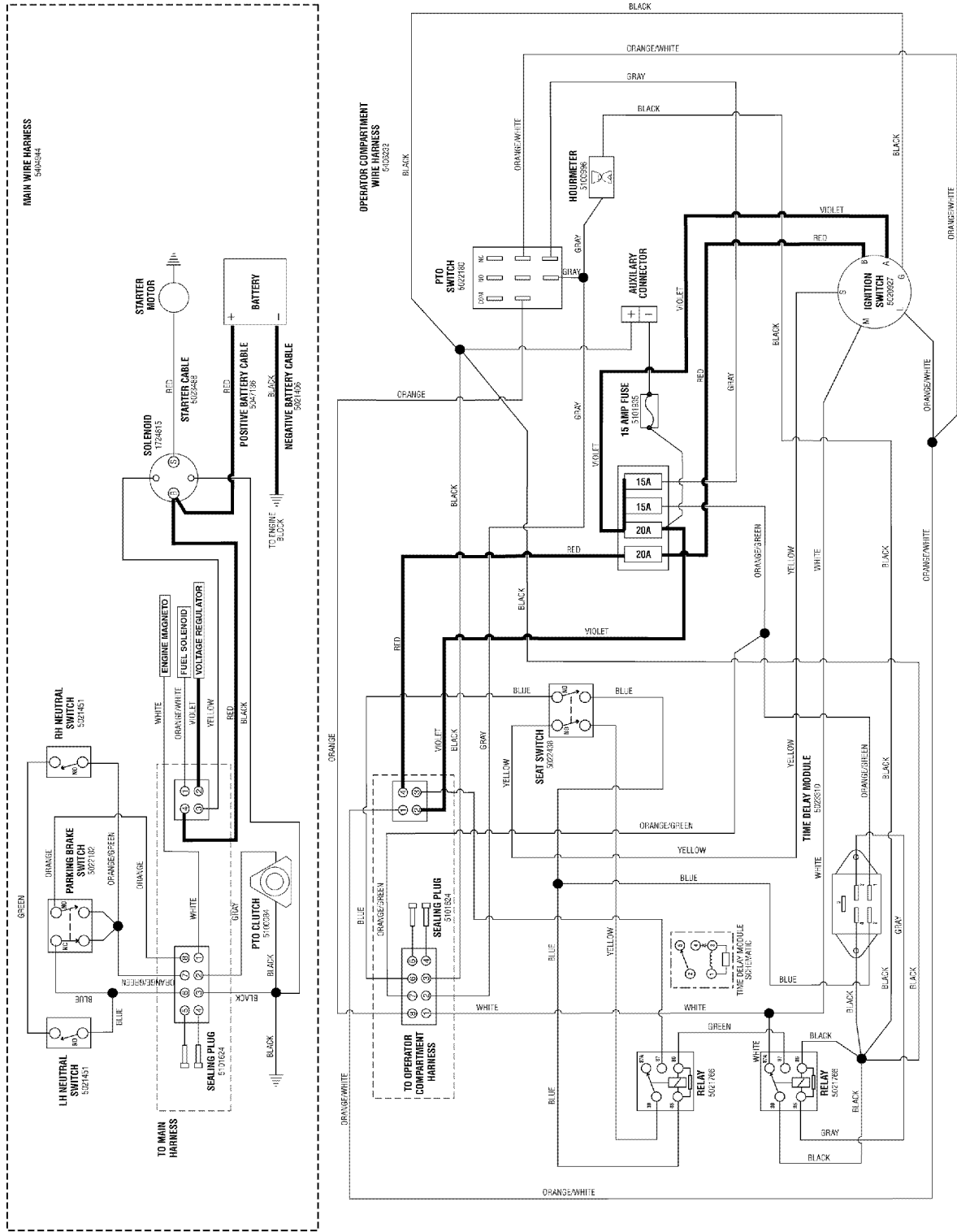
5405008P



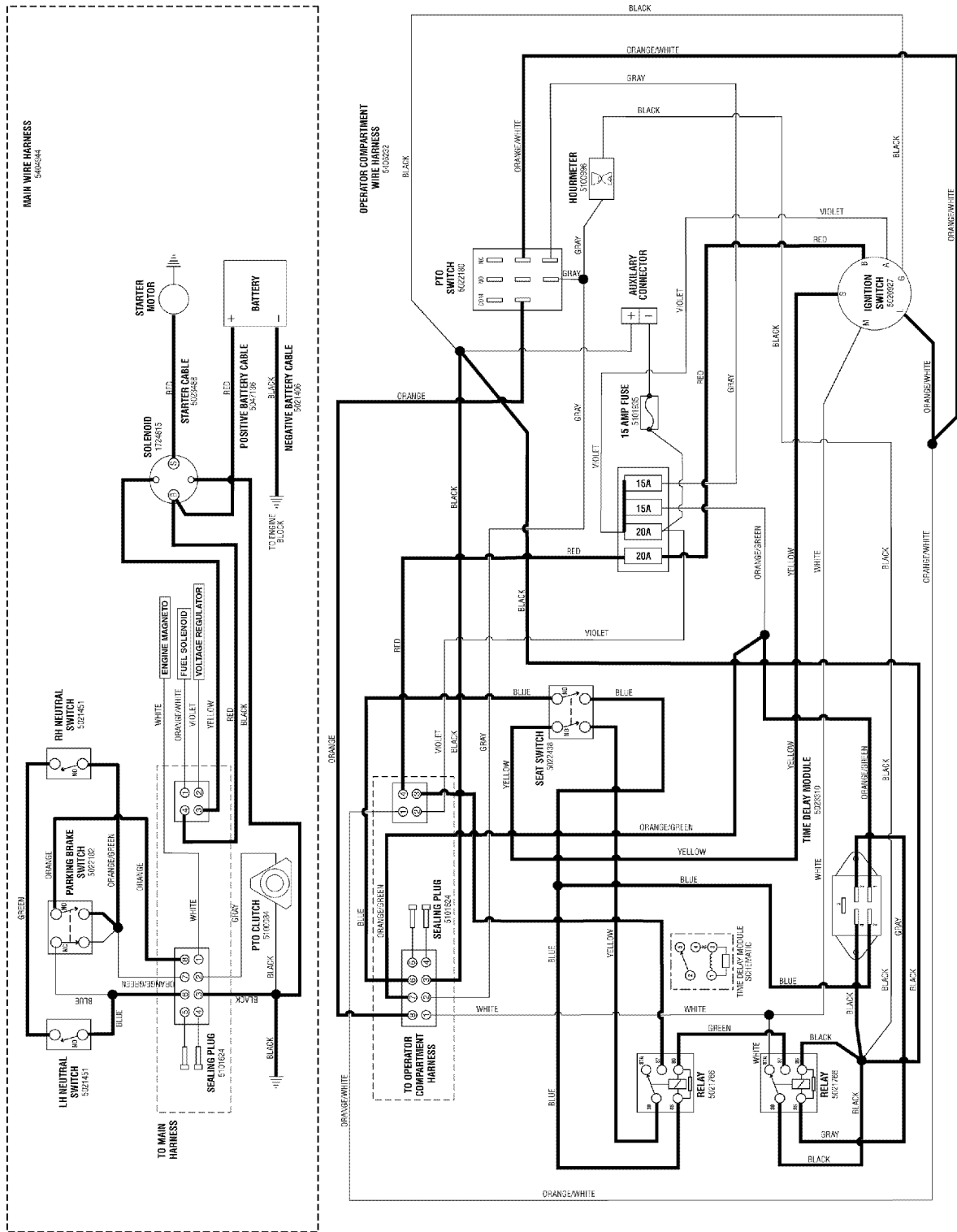
The above parts group applies to the following Mfg. Nos.:

5900834 (EVKAV2048)

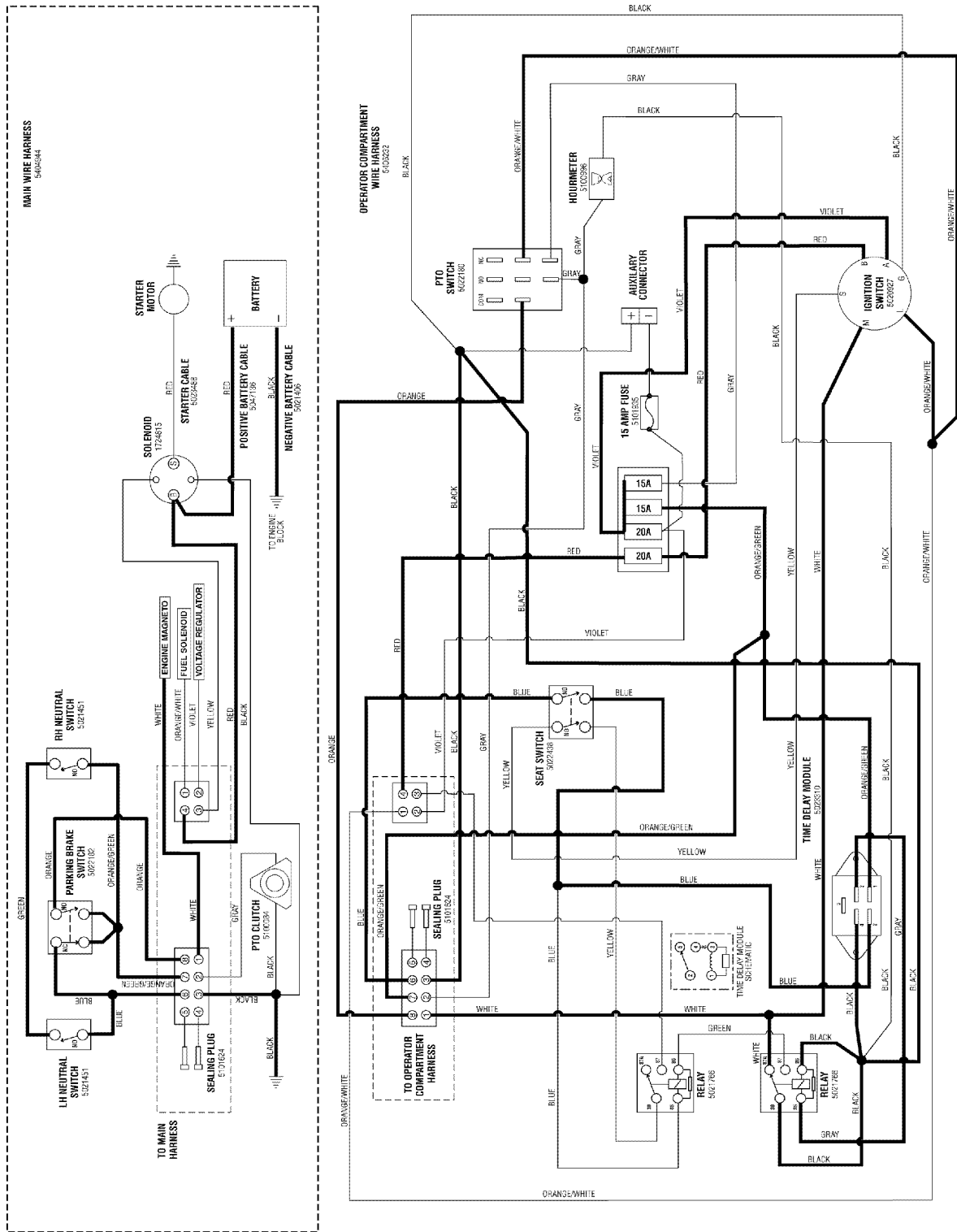
5900779 (EVKAV2748)



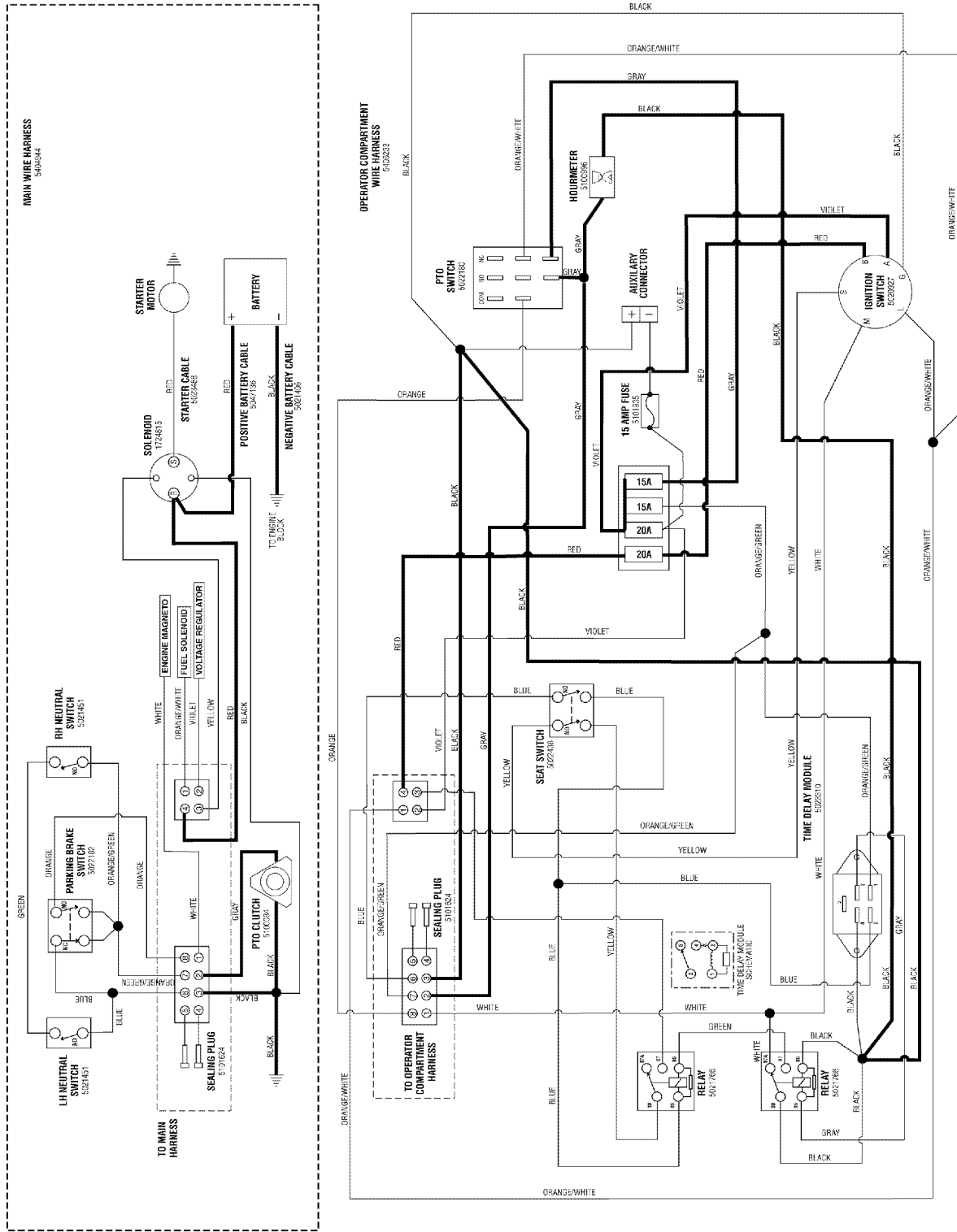
The above parts group applies to the following Mfg. Nos.:
5900913 (EVKAV1936CE)



The above parts group applies to the following Mfg. Nos.:
5900913 (EVKAV1936CE)



The above parts group applies to the following Mfg. Nos.:
5900913 (EVKAV1936CE)



The above parts group applies to the following Mfg. Nos.:
5900913 (EVKAV1936CE)

Not for
Reproduction

Hardware Identification & Torque Specifications

Common Hardware Types

Hex Head Capscrew



Washer



Carriage Bolt



Lockwasher



Hex Nut

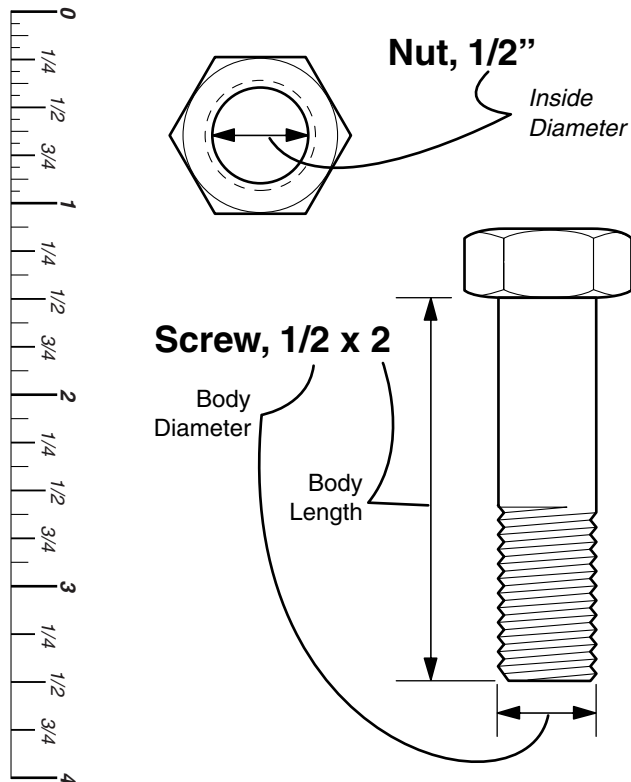


Standard Hardware Sizing

When a washer or nut is identified as $1/2''$, this is the *Nominal size*, meaning the *inside diameter* is $1/2$ inch; if a second number is present it represents the *threads per inch*

When bolt or capscrew is identified as $1/2 - 16 \times 2''$, this means the *Nominal size*, or *body diameter* is $1/2$ inch; the second number represents the *threads per inch* (16 in this example, and the final number is the *body length* of the bolt or screw (in this example 2 inches long).

The guides and ruler furnished below are designed to help you select the appropriate hardware and tools.



Torque Specification Chart

FOR STANDARD MACHINE HARDWARE (Tolerance $\pm 20\%$)

Hardware Grade	No Marks SAE Grade 2		SAE Grade 5		SAE Grade 8	
	in/lbs ft/lbs	Nm.	in/lbs ft/lbs	Nm.	in/lbs ft/lbs	Nm.
8-32	19	2.1	30	3.4	41	4.6
8-36	20	2.3	31	3.5	43	4.9
10-24	27	3.1	43	4.9	60	6.8
10-32	31	3.5	49	5.5	68	7.7
1/4-20	66	7.6	8	10.9	12	16.3
1/4-28	76	8.6	10	13.6	14	19.0
5/16-18	11	15.0	17	23.1	25	34.0
5/16-24	12	16.3	19	25.8	27	34.0
3/8-16	20	27.2	30	40.8	45	61.2
3/8-24	23	31.3	35	47.6	50	68.0
7/16-14	30	40.8	50	68.0	70	95.2
7/16-20	35	47.6	55	74.8	80	108.8
1/2-13	50	68.0	75	102.0	110	149.6
1/2-20	55	74.8	90	122.4	120	163.2
9/16-12	65	88.4	110	149.6	150	204.0
9/16-18	75	102.0	120	163.2	170	231.2
5/8-11	90	122.4	150	204.0	220	299.2
5/8-18	100	136	180	244.8	240	326.4
3/4-10	160	217.6	260	353.6	386	525.0
3/4-16	180	244.8	300	408.0	420	571.2
7/8-9	140	190.4	400	544.0	600	816.0
7/8-14	155	210.8	440	598.4	660	897.6
1-8	220	299.2	580	788.8	900	1,244.0
1-12	240	326.4	640	870.4	1,000	1,360.0


NOTES

- These torque values are to be used for all hardware excluding: locknuts, self-tapping screws, thread forming screws, sheet metal screws and socket head setscrews.
- Recommended seating torque values for locknuts:
 - for prevailing torque locknuts - use 65% of grade 5 torques.
 - for flange whizlock nuts and screws - use 135% of grade 5 torques.
- Unless otherwise noted on assembly drawings, all torque values must meet this specification.

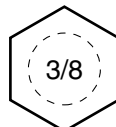
Wrench & Fastener Size Guide




$1/4''$ Bolt or Nut
Wrench— $7/16''$



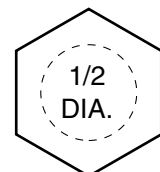
$5/16''$ Bolt or Nut
Wrench— $1/2''$



$3/8''$ Bolt or Nut
Wrench— $9/16''$



$7/16''$ Bolt or Nut
Wrench (Bolt)— $5/8''$
Wrench (Nut)— $11/16''$



$1/2''$ Bolt or Nut
Wrench— $3/4''$

Parts Manual Evolution Series

Zero-Turn Riding Mower

Not for
Reproduction

IT IS THE POLICY OF FERRIS INDUSTRIES TO IMPROVE ITS PRODUCTS WHENEVER IT IS POSSIBLE AND PRACTICAL TO DO SO. WE RESERVE THE RIGHT TO MAKE CHANGES OR ADD IMPROVEMENTS AT ANY TIME WITHOUT INCURRING ANY OBLIGATION TO MAKE SUCH CHANGES ON PRODUCTS MANUFACTURED

Briggs and Stratton Yard Power Products Group

5375 North Main Street
Munnsville, NY 13409 USA
800-933-6175

www.ferrisindustries.com

© Copyright 2010 Briggs and Stratton Corporation
All Rights Reserved. Printed In USA.